


Pittsburgh

SteelersTM

2005 Media Guide





Tackle your appetite.

From tailgating to half-time to post-game parties, your neighborhood Giant Eagle has the foods to make every Steelers game a victory. Score big with plump, juicy deli meats and cheeses; keep the action hot with our famous wings, and stock the sidelines with our championship potato salad and coleslaw. All your favorite foods to cheer on your very favorite team – only at Giant Eagle.



The Official Supermarket of the Pittsburgh Steelers



TABLE OF CONTENTS

Schedule	1
Media Information	1
Steelers Directory	2-3
Important Dates	3
NFL Week-by-Week	4-5
NFL FINAL STANDINGS	6
FOOTBALL STAFF	7-38
Bill Cowher Bio	8-14
Coaches/Scouts/Staff bios	15-38
2005 PLAYERS	39-275
Veterans Bios	40-260
First-Year/Rookie Bios	261-283
Rosters	284-287
Pronunciation guide	287
Depth Chart	288
2004 IN REVIEW	289-316
Regular-Season Stats	290-293
Starting Lineups	294-295
Game Summaries	296-311
Postseason Summaries/Stats	313-315
Season Highs	316
STEELERS HISTORY	317-382
History of the Steelers	318-322
Coldest/Warmest Games	323
Steelers Records at Heinz Field	323
Steelers at Three Rivers	324
Steelers in the Pro Bowl	325-326
Postseason Experience	327
Hall of Fame	328
Monday/Thursday Night Results	329
Steelers in Overtime	330
Misc. Wins/Losses/Ties	330-331
Opponents Scoring Highs	331
All-Time Attendance	332-333
Attendance Facts	333-334
Monthly Home Records	334
Regular-Season Streaks	335
200-yard Rushers	335
AFC Cent./North Div. Races	336-338
All-Time Jersey Numbers	339-342
Steelers MVPs	342
Longest Plays	343
Opponents Longest Plays	344
The Last Time	345
72 Years with the Steelers	346-353
Where the Steelers Finished	353
Steelers Postseason History	353-354
Preseason Results	355-357
Steelers vs. Opponents	358-365
Steelers vs. NFC	365
Steelers All-Time Draft	366-371
Steelers QB Records	371-372
All-Time Head Coaches	372
All-Time Roster	373-382
All-Time Assistant Coaches	382
RECORDS	383-449
All-Time Leaders	384-398
Individual/Opp. Records	398
Year-by-Year First Downs	399
Team Records	400-403
Year-by-Year Team Stats	404-405
Year-by-Year Leaders	406-413
All-Time Cumulative Stats	414-449
Notes	450-456

2005 PITTSBURGH STEELERS SCHEDULE

PRESEASON

Date	Opponent	Time/TV Network
Monday, Aug. 15	PHILADELPHIA	8 p.m. (ESPN)
Saturday, Aug. 20	MIAMI	7:30 p.m. (KDKA)
Friday, Aug. 26	at Washington	8 p.m. (FOX)
Thursday, Sept. 1	at Carolina	8 p.m. (KDKA)

REGULAR SEASON

Sunday, Sept. 11	TENNESSEE	1 p.m. (CBS)
Sunday, Sept. 18	at Houston	1 p.m. (CBS)
Sunday, Sept. 25	NEW ENGLAND	4:15 p.m. (CBS)
Sunday, Oct. 2	BYE	
Monday, Oct. 10	at San Diego	9 p.m. (ABC)
Sunday, Oct. 16	JACKSONVILLE	1 p.m. (CBS)
Sunday, Oct. 23	at Cincinnati	1 p.m. (CBS)
Monday, Oct. 31	BALTIMORE	9 p.m. (ABC)
Sunday, Nov. 6	at Green Bay	4:15 p.m. (CBS)
Sunday, Nov. 13	CLEVELAND	8:30 p.m. (ESPN)
Sunday, Nov. 20	at Baltimore	4:15 p.m. (CBS)
Monday, Nov. 28	at Indianapolis	9 p.m. (ABC)
Sunday, Dec. 4	CINCINNATI	1 p.m. (CBS)
Sunday, Dec. 11	CHICAGO	1 p.m. (FOX)
Sunday, Dec. 18	at Minnesota	1 p.m. (CBS)
Saturday, Dec. 24	at Cleveland	1 p.m. (CBS)
Sunday, Jan. 1	DETROIT	1 p.m. (FOX)

All Times are Eastern

MEDIA INFORMATION

CREDENTIALS: Requests for game credentials should be made in writing to Dave Lockett, communications coordinator, Pittsburgh Steelers, 3400 South Water Street, Pittsburgh, PA 15203, or by fax at (412) 432-7878. Requests must be received two weeks prior to a home game.

MEDIA WILL-CALL: The media will-call window is located on street level at the Southwest Ramp near Gate A, and opens three hours prior to kickoff. The media entrance is located at the Steelers main executive office entrance near the West Ramp at Gate A.

IMPORTANT NUMBERS:

Media Relations: (412) 432-7820
 Dave Lockett: (412) 432-7822
 Burt Lauten: (412) 432-7821
 Vicky Iuni: (412) 432-7820
 Fax Number: (412) 432-7878
 Ticket Office: (412) 323-1200
 Training Facility Main Switchboard:
 (412) 432-7800



2005 PITTSBURGH STEELERS MEDIA GUIDE © PITTSBURGH STEELERS SPORTS, INC. ALL RIGHTS RESERVED.



STEELERS DIRECTORY

ADMINISTRATION

DANIEL M. ROONEY

Chairman

ARTHUR J. ROONEY II

President

JOHN R. MCGINLEY

Vice President

ARTHUR J. ROONEY JR.

Vice President

CHARLES H. NOLL

Administration Advisor

FRONT OFFICE

MARK HART

Director of Business

JIM ELLENBERGER

Controller

GERALDINE GLENN

Human Relations/Office Coordinator

OMAR KHAN

Business Operations Coordinator

JODIE SPAGNOLLI

Accounting Manager

DAVE LOCKETT

Communications Coordinator

BURT LAUTEN

Public Relations/Media Manager

MICHELE ROSENTHAL

Community Relations Manager

SCOTT PHELPS

Information Technology Administrator

MARKETING

TONY QUATRINI

Director of Marketing

RICK GIUGLIANO

Marketing Coordinator

JOHN WODAREK

Marketing Manager

RICK FAIRBEND

Producer/Broadcasting Manager

PETE GERGELY

Broadcasting Assistant

LYNNE MOLYNEAUX

Marketing/Community Relations Manager

JOHN SIMPSON

Marketing Assistant

MIKE MARCHINSKY

Marketing Assistant

COACHING STAFF

BILL COWHER

Head Coach

DICK LeBEAU

Defensive Coordinator

KEN WHISENHUNT

Offensive Coordinator

RUSS GRIMM

Assistant Head Coach/

Offensive Line Coach

KEITH BUTLER

Linebackers Coach

BRUCE ARIANS

Wide Receivers Coach

JAMES DANIEL

Tight Ends Coach

CHET FUHRMAN

Conditioning Coach

DICK HOAK

Running Backs Coach

RAY HORTON

Assistant Defensive Backs Coach

JOHN MITCHELL

Defensive Line Coach

DARREN PERRY

Defensive Backs Coach

KEVIN SPENCER

Special Teams Coach

MARK WHIPPLE

Quarterbacks Coach

LOU SPANOS

Defensive Assistant

MATT RAICH

Offensive Assistant

FOOTBALL OPERATIONS

KEVIN COLBERT

Director of Football Operations

RON HUGHES

College Scouting Coordinator

DOUG WHALEY

Pro Scouting Coordinator

JOE GREENE

Special Assistant/

Pro and College Personnel

PHIL KREIDLER

Pro/College Scout

MARK GORSCAK

College Scout

KELVIN FISHER

College Scout

BRUCE McNORTON

College Scout

DAN ROONEY

College Scout

DAVE PETETT

Blesto Scout

TRAINING STAFF

JOHN NORWIG

Head Athletic Trainer

RYAN GROVE

Assistant Athletic Trainer

ARIKO ISO

Assistant Athletic Trainer

SUPPORT STAFF

CHRISSE BULGER

MIA DAUDET

VICKY IUNI

STACIE LAWRENCE

DIANE LOWE

MAUREEN MANNION

MEGHAN MATESA

KAREN MERCALDE

KELLY RAE

JANET RUSNAK

TYRONE RYAN

ADMINISTRATIVE/FOOTBALL OFFICES: UPMC SPORTS PERFORMANCE COMPLEX

3400 South Water Street

Pittsburgh, PA 15203

(412) 432-7800

Media Relations FAX: (412) 432-7878

Ticket Office: (412) 323-1200

STEELERS DIGEST

OFFICIAL STEELERS FAN CLUB

Phone: (800) 334-4005

TRAINING CAMP:

Saint Vincent College

Latrobe, PA 15650

(724) 539-8515



STEELERS DIRECTORY

MEDICAL STAFF

DR. JAMES P. BRADLEY
Physician, Orthopedic
DR. FRANCIS MAH
Ophthalmologist
DR. JOSEPH MAROON
Neurological Surgeon
DR. RICHARD RYDZE
Physician, M.D.
DR. ABRAHAM J. TWERSKI
Physician, Consultant
DR. ANTHONY P. YATES
Physician, M.D.

FOOTBALL STAFF

RAY JACKSON
Player Development
RODGERS FREYVOGEL
Equipment Manager
RICH BAKER
Field Manager
KALVIN JONES
Field/Equipment Assistant
BOB MCCARTNEY
Video Coordinator
ANDY LIZANICH
Video Assistant
ROB BRAKEL
Video Assistant
MIKE FABUS
Photographer

TICKET OPERATIONS

BEN LENTZ
Ticket Manager
LIBBY PATCHER
Season Ticket Assistant

STADIUM OPERATIONS

JAMES V. SACCO
Director of Stadium Management
BRIAN OPACIC
Stadium Operations Coordinator
ROB THOMPSON
Event Operations Coordinator
BRYAN MICHAELS
Stadium Finance Coordinator
GREG HOYER
Event Operations Assistant
DON COLTON
Stadium Operations Assistant
JODY LUTES
Stadium Accounting Manager
JAMES TABAKA
Shipping & Receiving/Operations
BERNIE DeLUCA
Suite Manager
LISA WEINZETL
Club Seats Manager
CAYCE LITTLE
Club Marketing/Guest Services Manager
MARIA DENUNZIO
Guest Services
DAVE STEINER
Audio Visual Technician
CHRIS ECTON
Sports Turf Manager
JOHN FOX
Playing Surface Staff
ANDY LIPINSKI
Playing Surface Staff
AARON ROMELLA
Playing Surface Staff
HEIDI EDWARDS
Amphitheater Project Coordinator

HEINZ FIELD SUPPORT STAFF

JULIE CAUGHERTY
GENEVA JORDAN
RENAE McNABB
ELLIE SHAM

IMPORTANT DATES

July 31—Team Reports to Camp
Aug. 6—American Bowl, Tokyo, Japan
Aug. 8—Pro Football Hall of Fame Game, Canton, Ohio
Aug. 15—Preseason Opener vs. Philadelphia
Aug. 20—Preseason Game vs. Miami
Aug. 25—Team breaks camp
Aug. 26—Preseason Game at Washington
Aug. 30—Roster cutdown to 65 players.
Sept. 1—Preseason Finale at Carolina
Sept. 4—Roster cutdown to 53 players
Sept. 4—NFL Europe League exemptions expire
Sept. 5—Clubs may establish practice squad of eight players
Sept. 8-12—Kickoff 2005 Weekend
Sept. 11—Season Opener vs. Tennessee
Sept. 18—Trading deadline (4 p.m., ET)



MERCHANDISING

TIM CAREY
Merchandising Manager
SAM ROGIERO
Assistant Merchandising Manager
ROBB GEDRYS
Merchandising Assistant
DANNY WILLIAMSON
Merchandising Assistant
KRISTEN BEERS
Merchandising Accounting Manager

HOME FIELD:
Heinz Field (64,350)

**STADIUM OPERATIONS/
MARKETING
AND MERCHANDISING
HEINZ FIELD**

100 Art Rooney Avenue
Pittsburgh, PA 15212
Main Switchboard: (412) 697-7700



WWW.STEELERS.COM





2005 NATIONAL FOOTBALL LEAGUE SCHEDULE

THURSDAY, SEPTEMBER 8

(FOX-TV WEEKEND)

1. OAKLAND AT NEW ENGLAND	9:00
SUNDAY, SEPTEMBER 11	
2. HOUSTON AT BUFFALO	1:00
3. NEW ORLEANS AT CAROLINA	1:00
4. CINCINNATI AT CLEVELAND	1:00
5. SEATTLE AT JACKSONVILLE	1:00
6. N.Y. JETS AT KANSAS CITY	1:00
7. DENVER AT MIAMI	1:00
8. TAMPA BAY AT MINNESOTA	1:00
9. TENNESSEE AT PITTSBURGH	1:00
10. CHICAGO AT WASHINGTON	1:00
11. GREEN BAY AT DETROIT	4:15
12. ARIZONA AT N.Y. GIANTS	4:15
13. DALLAS AT SAN DIEGO	4:15
14. ST. LOUIS AT SAN FRANCISCO	4:15
15. INDIANAPOLIS AT BALTIMORE	8:30

MONDAY, SEPTEMBER 12

16. PHILADELPHIA AT ATLANTA	9:00
-----------------------------	------

SUNDAY, SEPTEMBER 18

(CBS-TV WEEKEND)

17. NEW ENGLAND AT CAROLINA	1:00
18. DETROIT AT CHICAGO	1:00
19. MINNESOTA AT CINCINNATI	1:00
20. PITTSBURGH AT HOUSTON	1:00
21. JACKSONVILLE AT INDY	1:00
22. N.Y. GIANTS AT NEW ORLEANS	1:00
23. SAN FRAN AT PHILADELPHIA	1:00
24. BUFFALO AT TAMPA BAY	1:00
25. BALTIMORE AT TENNESSEE	1:00
26. ST. LOUIS AT ARIZONA	4:05
27. ATLANTA AT SEATTLE	4:05
28. SAN DIEGO AT DENVER	4:15
29. CLEVELAND AT GREEN BAY	4:15
30. MIAMI AT N.Y. JETS	4:15
31. KANSAS CITY AT OAKLAND	8:30

MONDAY, SEPTEMBER 19

32. WASHINGTON AT DALLAS	9:00
--------------------------	------

SUNDAY, SEPTEMBER 25

(CBS-TV WEEKEND)

(OPEN DATES: BALTIMORE, DETROIT, HOUSTON, WASHINGTON)

33. ATLANTA AT BUFFALO	1:00
34. CINCINNATI AT CHICAGO	1:00
35. TAMPA BAY AT GREEN BAY	1:00
36. CLEVELAND AT INDIANAPOLIS	1:00
37. CAROLINA AT MIAMI	1:00
38. NEW ORLEANS AT MINNESOTA	1:00
39. JACKSONVILLE AT N.Y. JETS	1:00
40. OAKLAND AT PHILADELPHIA	1:00
41. TENNESSEE AT ST. LOUIS	1:00
42. DALLAS AT SAN FRANCISCO	4:05
43. ARIZONA AT SEATTLE	4:05
44. N. ENGLAND AT PITTSBURGH	4:15
45. N.Y. GIANTS AT SAN DIEGO	8:30

MONDAY, SEPTEMBER 26

46. KANSAS CITY AT DENVER	9:00
---------------------------	------

SUNDAY, OCTOBER 2

(FOX-TV WEEKEND)

(OPEN DATES: CHICAGO, CLEVELAND, MIAMI, PITTSBURGH)

47. HOUSTON AT CINCINNATI	1:00
48. DENVER AT JACKSONVILLE	1:00
49. PHILADELPHIA AT KANSAS CITY	1:00
50. SAN DIEGO AT NEW ENGLAND	1:00
51. BUFFALO AT NEW ORLEANS	1:00
52. ST. LOUIS AT N.Y. GIANTS	1:00
53. DETROIT AT TAMPA BAY	1:00
54. INDIANAPOLIS AT TENNESSEE	1:00
55. SEATTLE AT WASHINGTON	1:00
56. N.Y. JETS AT BALTIMORE	4:05
57. MINNESOTA AT ATLANTA	4:15
58. DALLAS AT OAKLAND	4:15
59. SAN FRANCISCO AT ARIZONA	8:30

MONDAY, OCTOBER 3

60. GREEN BAY AT CAROLINA	9:00
---------------------------	------

SUNDAY, OCTOBER 9

(FOX-TV WEEKEND)

(OPEN DATES: KANSAS CITY, MINNESOTA, N.Y. GIANTS, OAKLAND)

61. NEW ENGLAND AT ATLANTA	1:00
62. MIAMI AT BUFFALO	1:00
63. CHICAGO AT CLEVELAND	1:00
64. BALTIMORE AT DETROIT	1:00
65. NEW ORLEANS AT GREEN BAY	1:00
66. TENNESSEE AT HOUSTON	1:00
67. TAMPA BAY AT N.Y. JETS	1:00
68. SEATTLE AT ST. LOUIS	1:00
69. INDY AT SAN FRANCISCO	4:05
70. CAROLINA AT ARIZONA	4:15
71. PHILADELPHIA AT DALLAS	4:15
72. WASHINGTON AT DENVER	4:15
73. CINCINNATI AT JACKSONVILLE	8:30

MONDAY, OCTOBER 10

74. PITTSBURGH AT SAN DIEGO	9:00
-----------------------------	------

SUNDAY, OCTOBER 16

(CBS-TV WEEKEND)

(OPEN DATES: ARIZONA, GREEN BAY, PHILADELPHIA, SAN FRANCISCO)

75. CLEVELAND AT BALTIMORE	1:00
76. MINNESOTA AT CHICAGO	1:00
77. N.Y. GIANTS AT DALLAS	1:00
78. CAROLINA AT DETROIT	1:00
79. WASHINGTON AT KANSAS CITY	1:00
80. ATLANTA AT NEW ORLEANS	1:00
81. JAX AT PITTSBURGH	1:00
82. MIAMI AT TAMPA BAY	1:00
83. CINCINNATI AT TENNESSEE	1:00
84. N.Y. JETS AT BUFFALO	4:15
85. NEW ENGLAND AT DENVER	4:15
86. SAN DIEGO AT OAKLAND	4:15
87. HOUSTON AT SEATTLE	8:30

MONDAY, OCTOBER 17

88. ST. LOUIS AT INDIANAPOLIS	9:00
-------------------------------	------

SUNDAY, OCTOBER 23

(CBS-TV WEEKEND)

(OPEN DATES: CAROLINA, JACKSONVILLE, NEW ENGLAND, TAMPA BAY)

89. PITTSBURGH AT CINCINNATI	1:00
90. DETROIT AT CLEVELAND	1:00
91. INDIANAPOLIS AT HOUSTON	1:00
92. KANSAS CITY AT MIAMI	1:00
93. GREEN BAY AT MINNESOTA	1:00
94. SAN DIEGO AT PHILADELPHIA	1:00
95. NEW ORLEANS AT ST. LOUIS	1:00
96. SAN FRAN AT WASHINGTON	1:00
97. DALLAS AT SEATTLE	4:05
98. TENNESSEE AT ARIZONA	4:15
99. BALTIMORE AT CHICAGO	4:15
100. DENVER AT N.Y. GIANTS	4:15
101. BUFFALO AT OAKLAND	4:15

MONDAY, OCTOBER 24

102. N.Y. JETS AT ATLANTA	9:00
---------------------------	------

SUNDAY, OCTOBER 30

(FOX-TV WEEKEND)

(OPEN DATES: ATLANTA, INDIANAPOLIS, N.Y. JETS, SEATTLE)

103. MINNESOTA AT CAROLINA	1:00
104. GREEN BAY AT CINCINNATI	1:00
105. ARIZONA AT DALLAS	1:00
106. CHICAGO AT DETROIT	1:00
107. CLEVELAND AT HOUSTON	1:00
108. MIAMI AT NEW ORLEANS	1:00
109. WASHINGTON AT N.Y. GIANTS	1:00
110. JACKSONVILLE AT ST. LOUIS	1:00
111. OAKLAND AT TENNESSEE	1:00
112. KANSAS CITY AT SAN DIEGO	4:05
113. PHILADELPHIA AT DENVER	4:15
114. TAMPA BAY AT SAN FRANCISCO	4:15
115. BUFFALO AT NEW ENGLAND	8:30

MONDAY, OCTOBER 31

116. BALTIMORE AT PITTSBURGH	9:00
------------------------------	------

SUNDAY, NOVEMBER 6

(CBS-TV WEEKEND)

(OPEN DATES: BUFFALO, DALLAS, DENVER, ST. LOUIS)

117. CINCINNATI AT BALTIMORE	1:00
118. TENNESSEE AT CLEVELAND	1:00
119. HOUSTON AT JACKSONVILLE	1:00
120. OAKLAND AT KANSAS CITY	1:00
121. ATLANTA AT MIAMI	1:00
122. DETROIT AT MINNESOTA	1:00
123. CHICAGO AT NEW ORLEANS	1:00
124. SAN DIEGO AT N.Y. JETS	1:00
125. CAROLINA AT TAMPA BAY	1:00
126. SEATTLE AT ARIZONA	4:05
127. N.Y. GIANTS AT SAN FRAN	4:05
128. PITTSBURGH AT GREEN BAY	4:15
129. PHILADELPHIA AT WASHINGTON	8:30

MONDAY, NOVEMBER 7

130. INDY AT NEW ENGLAND	9:00
--------------------------	------

2005 NATIONAL FOOTBALL LEAGUE SCHEDULE

SUNDAY, NOVEMBER 13

(FOX-TV WEEKEND)

(OPEN DATES: CINCINNATI, NEW ORLEANS,
SAN DIEGO, TENNESSEE)

131. KANSAS CITY AT BUFFALO	1:00
132. SAN FRANCISCO AT CHICAGO	1:00
133. ARIZONA AT DETROIT	1:00
134. HOUSTON AT INDIANAPOLIS	1:00
135. BALTIMORE AT JACKSONVILLE	1:00
136. NEW ENGLAND AT MIAMI	1:00
137. MINNESOTA AT N.Y. GIANTS	1:00
138. WASHINGTON AT TAMPA BAY	1:00
139. N.Y. JETS AT CAROLINA	4:05
140. DENVER AT OAKLAND	4:05
141. GREEN BAY AT ATLANTA	4:15
142. ST. LOUIS AT SEATTLE	4:15
143. CLEVELAND AT PITTSBURGH	8:30

MONDAY, NOVEMBER 14

144. DALLAS AT PHILADELPHIA	9:00
-----------------------------	------

SUNDAY, NOVEMBER 20

(CBS-TV WEEKEND)

145. TAMPA BAY AT ATLANTA	1:00
146. CAROLINA AT CHICAGO	1:00
147. INDIANAPOLIS AT CINCINNATI	1:00
148. MIAMI AT CLEVELAND	1:00
149. DETROIT AT DALLAS	1:00
150. N. ORLEANS AT N. ENGLAND	1:00
151. PHILADELPHIA AT N.Y. GIANTS	1:00
152. ARIZONA AT ST. LOUIS	1:00
153. JACKSONVILLE AT TENNESSEE	1:00
154. OAKLAND AT WASHINGTON	1:00
155. SEATTLE AT SAN FRANCISCO	4:05
156. PITTSBURGH AT BALTIMORE	4:15
157. N.Y. JETS AT DENVER	4:15
158. BUFFALO AT SAN DIEGO	4:15
159. KANSAS CITY AT HOUSTON	8:30

MONDAY, NOVEMBER 21

160. MINNESOTA AT GREEN BAY	9:00
-----------------------------	------

THURSDAY, NOVEMBER 24

(FOX-TV WEEKEND)

161. ATLANTA AT DETROIT	12:30
162. DENVER AT DALLAS	4:15

SUNDAY, NOVEMBER 27

163. CAROLINA AT BUFFALO	1:00
164. BALTIMORE AT CINCINNATI	1:00
165. ST. LOUIS AT HOUSTON	1:00
166. NEW ENGLAND AT KANSAS CITY	1:00
167. CLEVELAND AT MINNESOTA	1:00
168. CHICAGO AT TAMPA BAY	1:00
169. SAN FRAN AT TENNESSEE	1:00
170. SAN DIEGO AT WASHINGTON	1:00
171. JACKSONVILLE AT ARIZONA	4:05
172. MIAMI AT OAKLAND	4:05
173. GREEN BAY AT PHILADELPHIA	4:15
174. N.Y. GIANTS AT SEATTLE	4:15
175. NEW ORLEANS AT N.Y. JETS	8:30

MONDAY, NOVEMBER 28

176. PITTSBURGH AT INDIANAPOLIS	9:00
---------------------------------	------

SUNDAY, DECEMBER 4

(CBS-TV WEEKEND)

177. HOUSTON AT BALTIMORE	1:00
178. ATLANTA AT CAROLINA	1:00
179. GREEN BAY AT CHICAGO	1:00
180. JACKSONVILLE AT CLEVELAND	1:00
181. MINNESOTA AT DETROIT	1:00
182. TENNESSEE AT INDIANAPOLIS	1:00
183. BUFFALO AT MIAMI	1:00
184. TAMPA BAY AT NEW ORLEANS	1:00
185. DALLAS AT N.Y. GIANTS	1:00
186. CINCINNATI AT PITTSBURGH	1:00
187. WASHINGTON AT ST. LOUIS	4:05
188. ARIZONA AT SAN FRANCISCO	4:05
189. DENVER AT KANSAS CITY	4:15
190. N.Y. JETS AT NEW ENGLAND	4:15
191. OAKLAND AT SAN DIEGO	8:30

MONDAY, DECEMBER 5

192. SEATTLE AT PHILADELPHIA	9:00
------------------------------	------

SUNDAY, DECEMBER 11

(CBS-TV WEEKEND)

193. NEW ENGLAND AT BUFFALO	1:00
194. TAMPA BAY AT CAROLINA	1:00
195. CLEVELAND AT CINCINNATI	1:00
196. INDY AT JACKSONVILLE	1:00
197. ST. LOUIS AT MINNESOTA	1:00
198. OAKLAND AT N.Y. JETS	1:00
199. CHICAGO AT PITTSBURGH	1:00
200. HOUSTON AT TENNESSEE	1:00
201. WASHINGTON AT ARIZONA	4:05
202. N.Y. GIANTS AT PHILADELPHIA	4:05
203. SAN FRANCISCO AT SEATTLE	4:05
204. KANSAS CITY AT DALLAS	4:15
205. BALTIMORE AT DENVER	4:15
206. MIAMI AT SAN DIEGO	4:15
207. DETROIT AT GREEN BAY	8:30

MONDAY, DECEMBER 12

208. NEW ORLEANS AT ATLANTA	9:00
-----------------------------	------

SATURDAY, DECEMBER 17

(FOX-TV WEEKEND)

209. TAMPA BAY AT NEW ENGLAND	1:30
210. KANSAS CITY AT N.Y. GIANTS	5:00
211. DENVER AT BUFFALO	8:30

SUNDAY, DECEMBER 18

212. ARIZONA AT HOUSTON	1:00
213. SAN DIEGO AT INDIANAPOLIS	1:00
214. SAN FRAN AT JACKSONVILLE	1:00
215. N.Y. JETS AT MIAMI	1:00
216. PITTSBURGH AT MINNESOTA	1:00
217. CAROLINA AT NEW ORLEANS	1:00
218. SEATTLE AT TENNESSEE	1:00
219. DALLAS AT WASHINGTON	1:00
220. CINCINNATI AT DETROIT	4:05
221. CLEVELAND AT OAKLAND	4:05
222. PHILADELPHIA AT ST. LOUIS	4:15
223. ATLANTA AT CHICAGO	8:30

MONDAY, DECEMBER 19

224. GREEN BAY AT BALTIMORE	9:00
-----------------------------	------

SATURDAY, DECEMBER 24

(CBS-TV WEEKEND)

225. DALLAS AT CAROLINA	1:00
226. BUFFALO AT CINCINNATI	1:00
227. PITTSBURGH AT CLEVELAND	1:00
228. JACKSONVILLE AT HOUSTON	1:00
229. SAN DIEGO AT KANSAS CITY	1:00
230. TENNESSEE AT MIAMI	1:00
231. DETROIT AT NEW ORLEANS	1:00
232. SAN FRAN AT ST. LOUIS	1:00
233. ATLANTA AT TAMPA BAY	1:00
234. N.Y. GIANTS AT WASHINGTON	1:00
235. PHILADELPHIA AT ARIZONA	4:05
236. OAKLAND AT DENVER	4:15
237. INDIANAPOLIS AT SEATTLE	4:15

SUNDAY, DECEMBER 25

238. CHICAGO AT GREEN BAY	5:00
239. MINNESOTA AT BALTIMORE	8:30

MONDAY, DECEMBER 26

240. NEW ENGLAND AT N.Y. JETS	9:00
-------------------------------	------

SATURDAY, DECEMBER 31

(FOX-TV WEEKEND)

241. DENVER AT SAN DIEGO	4:30
242. N.Y. GIANTS AT OAKLAND	8:00

SUNDAY, JANUARY 1

243. CAROLINA AT ATLANTA	1:00
244. BALTIMORE AT CLEVELAND	1:00
245. ARIZONA AT INDIANAPOLIS	1:00
246. CINCINNATI AT KANSAS CITY	1:00
247. CHICAGO AT MINNESOTA	1:00
248. MIAMI AT NEW ENGLAND	1:00
249. BUFFALO AT N.Y. JETS	1:00
250. DETROIT AT PITTSBURGH	1:00
251. NEW ORLEANS AT TAMPA BAY	1:00
252. TENNESSEE AT JACKSONVILLE	4:05
253. HOUSTON AT SAN FRANCISCO	4:05
254. SEATTLE AT GREEN BAY	4:15
255. WASHINGTON AT PHILADELPHIA	4:15
256. ST. LOUIS AT DALLAS	8:30



POSTSEASON



JANUARY 7-8, 2006

AFC AND NFC WILD CARD PLAYOFFS

JANUARY 14-15, 2006

AFC AND NFC DIVISIONAL PLAYOFFS

JANUARY 22, 2006

AFC AND NFC CHAMPIONSHIP GAMES

FEBRUARY 5, 2006

SUPER BOWL XL, FORD FIELD, DETROIT

FEBRUARY 12, 2006

AFC-NFC PRO BOWL, HONOLULU, HAWAII



2004 FINAL NFL REGULAR-SEASON STANDINGS

AMERICAN FOOTBALL CONFERENCE



East Division

	W	L	T	Pct.	Pts	OP
y-New England	14	2	0	.875	437	260
x-N.Y. Jets	10	6	0	.625	333	261
Buffalo	9	7	0	.562	395	284
Miami	4	12	0	.250	275	354

North Division

	W	L	T	Pct.	Pts	OP
*y-Pittsburgh	15	1	0	.938	372	251
Baltimore	9	7	0	.562	317	268
Cincinnati	8	8	0	.500	374	372
Cleveland	4	12	0	.250	276	390

South Division

	W	L	T	Pct.	Pts	OP
y-Indianapolis	12	4	0	.750	522	351
Jacksonville	9	7	0	.562	261	280
Houston	7	9	0	.438	309	339
Tennessee	5	11	0	.312	344	439

West Division

	W	L	T	Pct.	Pts	OP
y-San Diego	12	4	0	.750	446	313
x-Denver	10	6	0	.625	381	304
Kansas City	7	9	0	.438	483	435
Oakland	5	11	0	.312	320	442

*-Clinched home-field advantage.

y-Clinched division title

x-Clinched playoff berth

NATIONAL FOOTBALL CONFERENCE



East Division

	W	L	T	Pct.	Pts	OP
*y-Philadelphia	13	3	0	.812	386	260
N.Y. Giants	6	10	0	.375	303	347
Dallas	6	10	0	.375	293	405
Washington	6	10	0	.375	240	265

North Division

	W	L	T	Pct.	Pts	OP
y-Green Bay	10	6	0	.625	424	380
x-Minnesota	8	8	0	.500	405	395
Detroit	6	10	0	.375	296	350
Chicago	5	11	0	.312	231	331

South Division

	W	L	T	Pct.	Pts	OP
y-Atlanta	11	5	0	.688	340	337
New Orleans	8	8	0	.500	348	405
Carolina	7	9	0	.438	355	339
Tampa Bay	5	11	0	.312	301	304

West Division

	W	L	T	Pct.	Pts	OP
y-Seattle	9	7	0	.562	371	373
x-St. Louis	8	8	0	.500	319	392
Arizona	6	10	0	.375	284	322
San Francisco	2	14	0	.125	259	452

WILD CARD WEEKEND

NFC: St. Louis 27, SEATTLE 20

AFC: N.Y. Jets 20, SAN DIEGO 17 (OT)

AFC: INDIANAPOLIS 49, Denver 24

NFC: Minnesota 31, GREEN BAY 17

DIVISIONAL PLAYOFFS

AFC: PITTSBURGH 20, N.Y. Jets 17 (OT)

NFC: ATLANTA 47, St. Louis 17

NFC: PHILADELPHIA 27, Minnesota 14

AFC: NEW ENGLAND 20, Indianapolis 3

CHAMPIONSHIP GAMES

NFC: PHILADELPHIA 27, Atlanta 10

AFC: New England 41, PITTSBURGH 27

SUPER BOWL XXXVIII

New England 24, Philadelphia 21 (ALLTEL Stadium, Jacksonville, Fla.)

AFC-NFC PRO BOWL: AFC 38, NFC 27 (Aloha Stadium, Honolulu, HI)



FOOTBALL STAFF





BILL COWHER

Head Coach

The longest-tenured head coach in the NFL, Bill Cowher begins his 14th season as coach of his hometown Steelers.

Cowher ranks ninth in NFL history for longest head-coaching service with one team.

But not only is he one of the veteran coaches in the NFL, Cowher has become one of the league's most successful.

In 13 seasons under Cowher, the Steelers have earned nine postseason berths, captured eight division titles, advanced to five AFC Championship games and made one Super Bowl appearance. He is one of only six coaches in NFL history to claim at least eight division titles.

Cowher, 48, ascended the coaching ranks from a special teams coach to defensive coordinator to become one of the youngest head coaches in NFL history.

Cowher's coaching career has been a model of consistency. In 13 seasons, he has missed the playoffs just four times.

Cowher joined the legendary Paul Brown as the only head coach to lead a team to the playoffs in each of his first six seasons. Additionally, Cowher's .627 regular-season winning percentage (130-77-1) ranks fourth among active coaches with at least 75 victories. Cowher's overall record is an impressive 138-86-1 (.613), which ranks fourth among active coaches.

Cowher earned his 50th regular-season win Nov. 3, 1996, in his 73rd game to become the eighth-fastest coach in NFL history to reach that mark. He claimed his 100th regular-season coaching victory in a 16-13 overtime win versus Cleveland (Sept. 29, 2002). His 100th win overall came—including postseason—came Dec. 21, 2001 vs. Minnesota. Cowher has won 138 games as a head coach, and moved into second in team victories behind Chuck Noll (209 wins) during his fifth season when he recorded his 52nd win. In 1997, Cowher surpassed Ray Parker's 105 games coached for the second-most games (213) as the Steelers head coach, trailing only Noll (366 games).

During Cowher's tenure, the Steelers have featured a trademark running attack and a solid, aggressive defense. In 13 years, the team has averaged a league-leading 135 rushing yards a game and has rushed for more yards (28,088) than any team in the NFL during the period, the only club to rush for more than 28,000 yards. In that same period, the offense has churned out a league-high 90 100-yard rushing games—followed by Dallas' 81.

Cowher has built a defense that mirrors his fiery attitude. In the 208 regular-season games since becoming head coach, the defense has allowed an aver-



age of 94.3 rushing yards a game and 193.2 yards passing.

The 2004 season may be regarded as Cowher's finest head-coaching performance. Despite numerous injuries—to many key positions such as quarterback, nose tackle and running back—the Steelers established a club-record 15-1 season, the most regular-season wins in NFL history for an AFC team. Additionally, he captured his eighth divisional title in 13 years and advanced to the AFC Championship for the fifth time as the Steelers' head coach, clinching home field advantage throughout the playoffs for the fourth time.

As a result, Cowher was named *The Sporting News*' Coach of the Year in a vote by NFL head coaches.

The 2003 season began with high expectations and a spectacular season-opening performance versus AFC-North rival Baltimore, the eventual division champion. Injuries, especially along the offensive line, and inconsistency disrupted the season. Though the Steelers' two-year reign as division champs ended, the Steelers battled to the very end, another trademark of Cowher's teams. The season-finale at Baltimore, which had no standings implications, was a classic and ended in a Ravens' 13-10 overtime victory.

In 2002, Cowher once again led the Steelers to the postseason. Entering the season as heavy favorites for the Super Bowl, the Steelers staggered to a 0-2 and 1-3 start. But, Cowher's intuitive change at starting quarterback—from Pro Bowl Kordell Stewart to backup Tommy Maddox—sparked the Steelers, who won nine of their remaining 12 games to capture the first AFC North Championship and compile a 10-5-1 record. The Steelers defeated the Cleveland Browns in the AFC Wild Card game before losing the AFC Divisional playoff game in overtime to the host Tennessee Titans, 34-31.

Cowher guided the Steelers back to the postseason in 2001 after a three-year absence. Despite predictions to the contrary, the team captured its 15th AFC Central crown—the sixth under Cowher—and posted an AFC best 13-3 regular-season record.

After achieving great success in his first six seasons as the Steelers head coach, the team experienced two subpar seasons in 1998 and '99, and missed the playoffs again in 2000. Many predicted the same for the 2001 Steelers.

Determined to reverse the fortunes of the previous three seasons, Cowher rededicated himself—and the team. He instilled a commitment and focus that were earmarks of teams from Cowher's first six campaigns. A rigorous offseason conditioning program and an intense, physical training camp characterized the 2001 team.

After a humiliating 21-3 season-opening defeat to the Jacksonville Jaguars in Florida, the Steelers developed a resolve over the course of the next three weeks that led the team on a journey of success.

The tragic events of Sept. 11, 2001, coupled with an NFL scheduled bye week, gave the Steelers an unusual three-week reprieve. While some teams may have been affected adversely from the layoff, the Steelers re-energized and refocused to win 13 of their last 15 games en route to the AFC Champion-



ship game—the fourth appearance under Cowher.

Through all of Cowher's successes, the 2000 season could rate as one of his finest coaching performances. After two non-playoff seasons and many predicting a similar fate in 2000, the Steelers lost the first three games of the year, and the critics seemed prophetic. But, Cowher once again met the challenge and rallied the team to a 9-4 finish, a surge that kept the Steelers in playoff contention until the last game of the season.

The 1999 season marked his second straight losing season. In a year that began with a 2-0 start and high expectations, the 1999 Steelers ended with a lackluster 1-7 finish and a 6-10 record, the worst of Cowher's career.

In 1998, Cowher experienced uncharted territory. For the first time in his head-coaching career, the Steelers did not make the playoffs. Nevertheless, despite several key injuries throughout the season, especially along the offensive line, the team remained competitive and had opportunities to clinch a playoff berth until the 15th week of the season.

The elements heading into 1997 didn't favor the Steelers. Ten key players departed from the previous season, a new defensive coordinator was hired and a first-year quarterback took control of the offense. Still, the Steelers overcame those obstacles to post an 11-5 record, and Cowher led his team to their third home AFC Championship game in four seasons. After defeating New England (7-6), the Steelers season ended with a 24-21 loss to the eventual-Super Bowl Champion Denver Broncos.

While the 1996 outcome didn't compare to the Super Bowl appearance of the previous season, it might have been one of Cowher's best coaching jobs at that point of his young career. For the second straight season, Cowher was forced to overcome losses of key starting personnel on a team that already featured a re-tooled offense. During the course of the season, the Steelers had 14 starters miss 64 starts due to injury. Those adjustments forced Cowher to play 40 different starters throughout the season. Despite this adversity, Cowher led the Steelers to their fifth-consecutive playoff berth and their fourth AFC Central title in five seasons.

In 1995, at the age of 38, Cowher became the youngest head coach to lead his team to a Super Bowl. Along the way, Cowher's team captured its third AFC Central Division title in four years, made its fourth straight playoff appearance, and won the Steelers' first AFC title since 1979.

The Steelers' 11-5 regular-season record was the second best in the AFC, which exceeded the expectations of most. In the offseason, the team lost seven veterans through free agency and trades. They had to play four games without starting quarterback Neil O'Donnell and almost the entire season without 1994's starting cornerbacks Deon Figures and Rod Woodson, a perennial All-Pro. In addition, linebacker Chad Brown missed six games after a phenomenal start.

Despite the setbacks, Cowher was able to rally his team from a near-disastrous 3-4 start to an NFL-best eight-game winning streak and a bye in the first round of the playoffs. This was accomplished with a major change in both offen-



sive and defensive strategies, as the Steelers made key adjustments to compensate for their personnel losses.

The 1995 Steelers led the AFC in scoring with 407 points and set eight new offensive team records. They also led the NFL in time of possession (an average of 32:36). On defense, they established new team marks for fewest yards allowed rushing and fewest yards per game rushing (82.6/game). Their 22 interceptions were second most in the NFL.

In 1994, the Steelers won 12 regular-season games (most in the AFC) en route to winning the Central division title and hosting the AFC Championship Game. The Steelers won their first NFL rushing title since 1976 and the defense ranked second in the league, while compiling an NFL best 55 sacks. Cowher recorded his first postseason win by defeating Cleveland, 29-9, on January 7, 1995, in the Divisional Playoff game. The Steelers came up three yards short in the AFC Championship Game, losing to San Diego (17-13).

The 1993 Steelers started slowly at 0-2, but six wins in the next seven games brought the team to a 6-3 mark and first place in the AFC Central division. On the final weekend of the regular season the Steelers claimed the final AFC Wild-Card berth after winning three of the last five games. Offensively, the team finished with the exact same AFC rankings as the previous year, but it improved from 21st to 13th in NFL passing rankings. The defense jumped from eighth to first in AFC total defense rankings, and from 17th to third in NFL run defense.

Cowher was introduced as the Steelers head coach on January 21, 1992, 26 days after the retirement of Hall of Fame coach Chuck Noll. At the age of 34, Cowher was two years younger than Noll was upon becoming the Steelers head coach in 1969.

Cowher returned to his hometown following seven years as an assistant under Marty Schottenheimer in Cleveland and Kansas City. His appointment as the Steelers head coach immediately followed a three-year stint as defensive coordinator and linebackers coach for the Chiefs.

Cowher has 25 years of NFL experience, including five as a player, seven as an assistant coach and 13 as a head coach.

In his first 13 years of coaching, Cowher had never been associated with a team that posted a losing record. In fact, in 15 of his 20 seasons as a coach, Cowher's teams have advanced to the playoffs.

In his first year as head coach, Cowher was selected as the 1992 National Football League's Coach of the Year by the *Associated Press* and *The Sporting News*. Cowher was also named Pittsburgh's Man of the Year in Sports by the Dapper Dan Club. He directed the Steelers to their first AFC Central Division crown in eight years with an 11-5 record, the team's best mark since they last won a Super Bowl in 1979. One of four AFC teams to win 11 games in 1992, the Steelers shared the best record in the conference as Cowher became one of only 12 coaches in NFL history to win 11 games in his first season as head coach.

Cowher began his coaching career in 1985 with the Cleveland Browns. At age





28, he was the league's second-youngest assistant coach.

He served on Schottenheimer's staff as the Browns' special teams coach in 1985-86 and secondary coach in 1987-88. As secondary coach, Cowher's 1987 group produced 23 interceptions to tie for third in the AFC, while in 1988 the Cleveland defense ranked fourth overall in the conference. The following year Cowher joined Schottenheimer on the Kansas City coaching staff.

In 1989, Cowher's first season as a 32-year-old defensive coordinator, the Kansas City defense led the AFC and ranked second in the NFL in total defense. The following year the unit led the league in three categories with 60 sacks, 25 fumbles recovered and 45 takeaways. In 1991 the Chiefs ranked third in the conference and fifth overall in the NFL en route to a 10-6 finish and a Wild-Card playoff berth.

A former linebacker and special teams standout, Cowher enjoyed a five-year NFL playing career with the Browns (1980-82) and the Philadelphia Eagles (1983-84). He signed with Philadelphia in 1979 as an undrafted free-agent rookie, but was the last linebacker waived in training camp after playing in three preseason games. The following year he signed with Cleveland and earned a roster spot, playing in all 16 games, including two starts at inside linebacker.

Cowher sat out the 1981 campaign after suffering a season-ending knee injury in the third preseason game. Returning in 1982 as special teams captain, he started at outside linebacker in two games while playing in all nine contests.

Cowher was traded to Philadelphia prior to the start of the 1983 season (Aug. 21) for a ninth-round draft pick. He was selected the Eagles most valuable special teams player that year and played in all 16 games. In 1984, a knee injury kept him out of all but four games and ended his career as a player. Cowher returned to Cleveland the following season and began his coaching career as a member of Schottenheimer's Browns staff.

Cowher grew up in the Crafton area, west of Pittsburgh. He is a 1975 graduate of Carlynton High School, where he excelled in football, basketball and track. He was selected honorable mention All-State in football as a senior before moving on to North Carolina State, where he earned four letters and was a three-year starter at linebacker. As a senior in 1978, Cowher was selected team captain and Most Valuable Player after leading the defense in tackles for the second straight year. He also received the 1978 Cary Brewbaker Award as the school's outstanding defensive lineman as selected by the coaching staff. In 1979, Cowher graduated with a bachelor of science degree in education.

William Laird Cowher was born May 8, 1957 in Pittsburgh. It was at North Carolina State that Cowher met his wife, Kaye. Also a graduate of North Carolina State, Kaye and her twin sister Faye played professional basketball for the New York Stars of the Women's Professional Basketball League. The Cowhers have three daughters: Meagan Lyn (19), a standout basketball player at Princeton University, where she completed her freshman season; Lauren Marie (17), and Lindsay Morgan (14).



COWHER'S STEELERS CAREER RECORD

Regular Season

	Won	Lost	Tied	Pct.	Finish
1992	11	5	0	.688	AFC Central Champion
1993	9	7	0	.563	2nd, AFC Central (Wild Card)
1994	12	4	0	.750	AFC Central Champion
1995	11	5	0	.688	AFC Champion/AFC Central Champ.
1996	10	6	0	.625	AFC Central Champion
1997	11	5	0	.688	AFC Central Champion
1998	7	9	0	.438	3rd in AFC Central
1999	6	10	0	.375	4th in AFC Central
2000	9	7	0	.563	3rd in AFC Central
2001	13	3	0	.813	AFC Central Champion
2002	10	5	1	.656	AFC North Champion
2003	6	10	0	.375	3rd in AFC North
2004	15	1	0	.938	AFC North Champion
Totals	130	77	1	.627	

Postseason

	Won	Lost	Pct.	Finish
1992	0	1	.000	Advanced to divisional round
1993	0	1	.000	Lost in wild card round
1994	1	1	.500	Advanced to Championship game
1995	2	1	.667	Advanced to Super Bowl
1996	1	1	.500	Advanced to divisional round
1997	1	1	.500	Advanced to Championship game
2001	1	1	.500	Advanced to Championship game
2002	1	1	.500	Advanced to divisional round
2004	1	1	.500	Advanced to Championship game
Totals	8	9	.471	

COWHER'S CAREER COACHING RECORD

Year	Team	Record	Position
1985	Cleveland Browns	8-8*	Special Teams Coach
1986	Cleveland Browns	12-4*	Special Teams Coach
1987	Cleveland Browns	10-5*	Secondary Coach
1988	Cleveland Browns	10-6*	Secondary Coach
1989	Kansas City Chiefs	8-7-1	Def. Coordinator/LBs Coach
1990	Kansas City Chiefs	11-5*	Def. Coordinator/LBs Coach
1991	Kansas City Chiefs	10-6*	Def. Coordinator/LBs Coach
1992	Pittsburgh Steelers	11-5*	Head Coach
1993	Pittsburgh Steelers	9-7*	Head Coach
1994	Pittsburgh Steelers	12-4*	Head Coach
1995	Pittsburgh Steelers	11-5*	Head Coach
1996	Pittsburgh Steelers	10-6*	Head Coach
1997	Pittsburgh Steelers	11-5*	Head Coach
1998	Pittsburgh Steelers	7-9	Head Coach
1999	Pittsburgh Steelers	6-10	Head Coach
2000	Pittsburgh Steelers	9-7	Head Coach
2001	Pittsburgh Steelers	13-3*	Head Coach
2002	Pittsburgh Steelers	10-5-1*	Head Coach
2003	Pittsburgh Steelers	6-10	Head Coach
2004	Pittsburgh Steelers	15-1*+	Head Coach

*Team earned playoff berth

+AFC and team Record



Cowher's Overall Record

Year	Pre-Season	Regular Season	AFC Playoffs	Super Bowl
1992	2-2	11-5	0-1	
1993	2-3	9-7	0-1	
1994	1-3	12-4	1-1	
1995	1-3	11-5	2-0	0-1
1996	2-3	10-6	1-1	
1997	5-0	11-5	1-1	
1998	3-2	7-9		
1999	1-3	6-10		
2000	3-2	9-7		
2001	3-1	13-3	1-1	
2002	2-2	10-5-1	1-1	
2003	1-3	6-10		
2004	2-2	15-1+	1-1	
Totals	28-29	130-77-1	8-8	0-1

+AFC and Team record

Cowher's Misc. Won-Lost Records

Cowher vs. AFC North Opponents (Regular Season)

Team	Record	Pct.
Cincinnati Bengals	19-7	.731
Cleveland Browns	15-5	.750
Baltimore Ravens	12-6	.667
Total	46-18	.719

Cowher vs. Opponents

Team	Record
Cincinnati Bengals	19-7
Cleveland Browns	15-5
Baltimore Ravens	12-6
Tennessee Titans	10-12
Jacksonville Jaguars	8-8
San Diego Chargers	6-1
Oakland Raiders	5-1
Buffalo Bills	5-2
Indianapolis Colts	4-0
New York Jets	4-1
Miami Dolphins	4-2
New England Patriots	4-2
Kansas City Chiefs	4-3
Washington Redskins	3-0
Atlanta Falcons	3-0-1
Detroit Lions	3-1
Arizona Cardinals	2-1
Carolina Panthers	2-1
Chicago Bears	2-1
New York Giants	2-1
Tampa Bay Buccaneers	2-1
Philadelphia Eagles	2-2
Seattle Seahawks	2-4
New Orleans Saints	1-1
Dallas Cowboys	1-2
Denver Broncos	1-2
Green Bay Packers	1-2
Minnesota Vikings	1-2
St. Louis Rams	1-2
San Francisco 49ers	1-3
Houston Texans	0-1
Total	130-77-1

With six straight playoff berths from 1992-97, Cowher became the second head coach in NFL history to lead his team to the playoffs during his first six seasons as a head coach. The other was Paul Brown of Cleveland (1950-55).



DICK LeBEAU

Defensive Coordinator

Dick LeBeau begins the second year of his second tour of duty with the Steelers, for whom he experienced much success during the mid-1990s as both the team's defensive backs coach and defensive coordinator.

Considered the architect of the Steelers' famed "zone blitz," LeBeau was named the Steelers'

defensive coordinator Jan. 16, 2004, after spending the 2003 season with the Buffalo Bills.

His impact on the coaching staff was profound as the Steelers returned to the top of the NFL in total defense and rushing defense.

LeBeau, 67, has been involved in the NFL for 46 years, 15 as a player and the past 32 as a coach. Prior to his return to Pittsburgh, LeBeau served one year as the assistant head coach with the Buffalo Bills and the previous 2½ years as the head coach of the Cincinnati Bengals.

After six seasons in Pittsburgh from 1992-97, when he coached the secondary (1992-94) and then was defensive coordinator (1995-97), LeBeau returned to Cincinnati, where he resided, as the Bengals' assistant head coach/defensive coordinator (1997-2000). He was later promoted to head coach Sept. 25, 2000 (after three games) and served in that capacity for two more seasons.

LeBeau began his coaching career as an assistant coach for the Philadelphia Eagles from 1973-75. He also was an assistant coach at Green Bay (1976-79) and Cincinnati (1980-83), before serving his first term as the Bengals' defensive coordinator from 1984-91.

Prior to entering the coaching ranks, LeBeau produced an outstanding pro career from which he still holds the NFL all-time record of 171 consecutive games for a cornerback and currently is tied for seventh all-time in the NFL with 62 career interceptions. His nine interceptions in 1970 led the NFC and his 62 career interceptions ranked third in the NFL at the time of his retirement. LeBeau also appeared in three Pro Bowls.

LeBeau was born Sept. 9, 1937 in London, Ohio. He and his wife Nancy have one son, Brandon Grant.



KEN WHISENHUNT

Offensive Coordinator

Ken Whisenhunt enters his second season as the Steelers' offensive coordinator.

Promoted to his new position Jan. 20, 2004, after serving the previous three years as the team's tight ends coach, Whisenhunt begins his ninth season as an NFL coach.

The Steelers showed significant improvement in 2004 under Whisenhunt while re-establishing their proud running attack. Overall, the Steelers' offense improved from 22nd in the NFL to 16th in 2004, but the rushing attack finished second in the NFL compared to 31st from the previous season.

Whisenhunt joined the Steelers' coaching staff as tight ends coach in January 2001 when Mike Mularkey was promoted to offensive coordinator. He spent the 2000 season as tight ends coach for the New York Jets. With the Jets, Whisenhunt was closely involved in the offensive game-planning and was being groomed to become an offensive coordinator. He also had input into the Steelers' offensive game plans the past three years.

Prior to the Jets, he spent the 1999 season coaching special teams for the Cleveland Browns. Whisenhunt's first NFL coaching job was with the Baltimore Ravens in 1997, where he coached tight ends for two seasons.

Whisenhunt, 43, began his coaching career at Vanderbilt University, where he coached special teams, tight ends and H-Backs for the Commodores from 1995-96. In 1996, he oversaw Bill Marinangel, who led all NCAA Division I punters with an average of 46.6 yards-per-punt, and finished third in the nation with a 42.7 net punting average.

A graduate of Georgia Tech, Whisenhunt played nine seasons as a tight end/H-Back for the Atlanta Falcons (1985-88), Washington Redskins (1989-90) and New York Jets (1991-93). He caught 62 passes for 601 yards and six TDs and earned a reputation as a well-rounded tight end and special teams player.

Whisenhunt finished his Georgia Tech career ranked second on the Yellow Jackets' all-time receiving yardage list (1,264 yards) and fourth in career receptions (82). He was a consensus All-Atlantic Coast Conference and honorable mention All-America selection as a senior in 1984 when he averaged 19.1 yards-per-catch.

Born Feb. 28, 1962 in Atlanta, Ga., Whisenhunt and his wife, Alice, live in Pittsburgh with their son, Kenneth Jr. (14), and daughter Mary Ashley (12).



RUSS GRIMM

Assistant Head Coach/ Offensive Line Coach

Russ Grimm is in his fifth season as the Steelers offensive line coach and also serves as Bill Cowher's assistant head coach.

Grimm, 45, joined the Steelers Jan. 10, 2000 as only the second offensive line coach in Bill

Cowher's 14 seasons and has made an indelible impact in developing the Steelers' offensive line. Grimm's value to the coaching staff was recognized by Cowher, who promoted Grimm to assistant head coach prior to the 2004, the first to hold that title in Cowher's 14 years.

In his 24 years in the NFL, Grimm has only been associated with two teams. He spent his previous 19 years as a player and a coach with the Washington Redskins.

Grimm has molded a formidable and tough offensive front anchored by All-Pro guard Alan Faneca, who earned his third Pro Bowl start in his four appearances, and center Jeff Hartings, who made his first Pro Bowl appearance in 2005 and also has developed into one of the best centers in the NFL in just four seasons. Grimm also has tutored sixth-year offensive tackle Marvel Smith, who has blossomed into a Pro Bowl player, and guard Kendall Simmons, who has entrenched himself as a starter since the second week of his rookie season in 2002. He also has been instrumental in the development of second-year tackle Max Starks and center Chukky Okobi.

A native of Scottdale, Pa. and a graduate of the University of Pittsburgh, Grimm coached the Redskins' offensive line from 1997-2000. He is credited with the development of Washington tackles Jon Jansen and Chris Samuels, who each earned starting spots as rookies on the Redskins' offensive line. Prior to coaching the offensive line, Grimm spent five seasons (1992-96) as Washington's tight ends coach.

Grimm started 11 seasons at guard for the Redskins (1981-91) and helped lead the team to four Super Bowl appearances and three victories. He was voted to four consecutive Pro Bowls (1983-86) and was a first-team selection to the 1980s all-decade team. He was among the 10 finalists for induction into the Pro Football Hall of Fame in 2005.

An All-American center at Pittsburgh, Grimm was selected by the Redskins in the third-round of the 1981 NFL Draft. His younger brother, Donn, was a starting linebacker on Notre Dame's 1988 national championship team.

Born May 2, 1959, Grimm has been inducted into the Western Pennsylvania Sports Hall of Fame. He has four children, Chad (20), Cody (18), and fraternal twins Devin and Dylan (15).



BRUCE ARIANS

Receivers Coach

Bruce Arians returns for his second season as the Steelers wide receivers coach.

Arians, named to the Steelers' coaching staff Jan. 24, 2004, with three other assistants, brings 30 years of coaching experience to the Steelers, including 12 years in the NFL.

Arians and Head Coach Bill Cowher have worked together previously. The two veteran coaches served on the same staff for the Kansas City Chiefs, when Cowher was the defensive coordinator and Arians coached the running backs.

Prior to the Steelers, Arians spent three seasons (2001-2003) as the offensive coordinator for the Cleveland Browns.

In 2002, under Arians' guidance, the Browns scored their most points since the 1987 season and also improved in virtually every major offensive category from the three years prior to his arrival.

Arians, 52, was instrumental in the development of Indianapolis Colts quarterback Peyton Manning, while serving as the Colts' quarterback coach for three years.

He began his coaching career in 1975 as a graduate assistant at Virginia Tech. Arians then held assistant coaching positions at Mississippi State (running backs and wide receivers) from 1978-80, Alabama (running backs, 1981-82), Kansas City Chiefs (running backs, 1989-92), Mississippi (offensive coordinator, 1993-95), New Orleans (tight ends, 1996) and Alabama (offensive coordinator, 1997). He was also the head coach at Temple University from 1983-88.

Arians was born Oct. 3, 1952, in Paterson, N.J. He and his wife Christine have a son, Jake (27), and daughter, Kristi Anne (24).



KEITH BUTLER

Linebackers Coach

Keith Butler enters his third year on the Steelers' coaching staff, joining the staff prior to the 2003 season.

Butler was named the Steelers' linebackers coach Jan. 28, 2003, after serving the previous four seasons in a similar capacity with the Cleveland

Browns (1999-02).

Butler has been instrumental in the development of the Steelers' highly regarded linebacking corps. The unit includes two Pro Bowl players—All-Pro James Farrior (his first Pro Bowl) and Joey Porter—as well as developing starters Clark Haggans and Larry Foote. Butler also helped groom one of the team's defensive surprises James Harrison, an original rookie free agent with the Steelers in 2000 who re-signed with the team just before training camp in 2004 after a year's absence.

Prior to joining the Browns' staff, Butler spent nine years coaching in the college ranks.

He began his coaching career at his alma mater, the University of Memphis, where he coached linebackers from 1990-97 and also coached defensive ends and special teams (1995-97). He served as defensive coordinator and linebackers coach at Arkansas State University in 1998.

Butler, 49, was selected by the Seattle Seahawks in the second round of the 1978 NFL Draft and played linebacker for 10 seasons (1978-87) with Seattle. He served as a defensive captain for the team and started 132-of-146 games in his career and still ranks second on the club's all-time tackles list with 813.

A three-year starter at inside linebacker for Memphis, Butler led the school in tackles his junior and senior seasons. He finished his collegiate career with 384 tackles and seven interceptions. He was named a 1977 *Associated Press* All-American and played in the 1977 Senior Bowl and Blue-Gray All-Star Game.

Butler was born May 16, 1956 in Anniston, Ala. He and his wife Janet have three sons—Blake (22), Brandon (20) and Brett (18).



JAMES DANIEL

Tight Ends Coach

James Daniel was one of six new coaches to join the Steelers prior to the 2004 season.

Named the Steelers tight ends coach Jan. 24, 2004, Daniel spent the previous seven seasons with the Atlanta Falcons, mostly as the Falcons' tight ends coach except for one year when he coached

the offensive line.

He began his NFL coaching career as the tight ends coach of the New York Giants from 1993-96.

During his tenure at Atlanta, Daniel was instrumental in the development of Pro Bowl tight end Alge Crumpler, who set a team receptions mark for tight ends in 2002 and 2003 with 44 and 36, respectively.

Daniel, 52, began his coaching career in the college ranks as the offensive line coach at Auburn for Head Coach Pat Dye. During Daniel's 12 years at Auburn, the Tigers appeared in nine postseason bowl games, four of his linemen earned All-America honors and several were selected All-South East Conference.

Daniel's first experience at the pro level occurred through the NFL's Fellowship Program in 1988 with the Saints and in 1992 with the Broncos and Head Coach Dan Reeves. He eventually served under Reeves for his first 11 years in the NFL.

Prior to Auburn, Daniel coached for 11 years at Enterprise (Ala.) High School from 1974-80, during which time 11 of his offensive linemen earned college scholarships.

As a collegian, Daniel was a three-year starter and four-year letterwinner at Alabama State from 1970-73.

Daniel, born Jan. 17, 1953, is married (Myrtis).



DICK HOAK

Running Backs Coach

Dick Hoak, the longest tenured coach in Steelers history, is in his 44th year with the team and his 34th consecutive season as a Steelers assistant coach.

He served as offensive backfield coach for 20 seasons under Chuck Noll, before being named running backs coach by Bill Cowher on Jan. 27, 1992, the only coach retained from the previous Steelers' staff. Hoak is also the only assistant coach from Cowher's original coaching staff who has remained on staff.

During Hoak's 13 seasons under Cowher, the team has compiled 28,088 rushing yards, the most in the NFL and the only club to rush for more than 28,000 yards. Pittsburgh has led the league in rushing yards in three of the past 13 years (1994, 1997 and 2001) and has been ranked in the top five in seven of the past 13 seasons.

Hoak joined the Steelers' staff in 1972 under Noll after one year of coaching high school football and just two years after retiring from an outstanding playing career for the Steelers.

The Steelers' seventh-round draft choice out of Penn State in 1961, Hoak spent 10 seasons in the Pittsburgh backfield. He led the Steelers in rushing three times (1965, 1968, 1969) and played in one Pro Bowl (1969) after finishing the 1968 season fourth in the NFL with 858 rushing yards.

When he retired following the 1970 season, Hoak had gained 3,965 rushing yards and ranked second in team history. Presently, he is fifth behind Hall of Famers Franco Harris and John Henry Johnson, Frank Pollard and current Steelers running back Jerome Bettis.

In addition, Hoak currently ranks 12th in Steelers history for career touchdowns with 33, is seventh in rushing touchdowns with 25, fifth in rushing yards (3,965) and fourth in rushing attempts (1,132). He also had 146 receptions for 1,452 yards and eight touchdowns in his career.

As a standout running back and quarterback for Penn State from 1958-60, Hoak was named his team's MVP as a senior. He graduated in 1961 with a bachelor's degree in social studies.

Born Dec. 8, 1939 in Jeannette, Pa., Hoak and his wife Lynn have three children, daughters Kelly and Katie, and son Richard. The Hoaks live in Greensburg.



RAY HORTON

Assistant Defensive Backs Coach

Ray Horton was one of the six new members of the coaching staff that joined the Steelers prior to the the 2004 season.

Named the club's assistant defensive backs coach Jan. 24, 2004, Horton replaces Darren Perry, who was promoted to defensive backs coach.

Horton has accumulated 11 years of NFL coaching experience following a solid 10-year NFL playing career.

Prior to his Steelers' appointment, he spent the previous two seasons at Detroit as the Lions' secondary coach.

Horton, 45, who enters his 12th season coaching in the National Football League, received his first coaching opportunity as an assistant defensive backs coach for the Washington Redskins from 1994-96. He then was hired as defensive backs coach for the Cincinnati Bengals (1997-01).

Horton played cornerback for the Bengals from 1983-88 and played in Super Bowl XXIII. He finished his career with the Dallas Cowboys from 1989-92 and was a member of the Cowboys' Super Bowl XXVI Championship.

Horton played at the University of Washington, where he earned All Pac-10 honors. He was a second-round selection by the Bengals in the 1983 NFL Draft (53rd overall).

Horton was born April 12, 1960 in Tacoma, Wash. He and his wife Leslie have a daughter, Taylor (17) and a son, Jarren (13).



JOHN MITCHELL

Defensive Line Coach

John Mitchell is one of the longest tenured members of the Steelers coaching staff.

He begins his 12th season as the Steelers defensive line coach and is only second in seniority to veteran coach Dick Hoak on the Steelers staff.

Mitchell, who joined the Steelers' coaching staff

Jan. 31, 1994, is in his 32nd season of coaching, including 16 years at the college level and two in the United States Football League. This is his 15th season as an NFL coach.

In his 11 years with the Steelers, Mitchell has been instrumental in the development of several defensive linemen, including 2004 Pro Bowl nose tackle Casey Hampton (his first selection), Kimo von Oelhoffen and Aaron Smith, who earned his first Pro Bowl appearance in 2005. He also helped develop nose tackle Chris Hoke, who filled in sensationally for an injured Hampton during the 2004 season.

A former All-America defensive end for Alabama, Mitchell was the first African-American to play for the Crimson Tide. Mitchell's early years in coaching were spent studying under two of college football's greatest coaches. He began his coaching career in 1973 as defensive line coach under Paul "Bear" Bryant at Alabama (1973-76). He then spent six seasons as defensive line coach at Arkansas (1977-82) on Lou Holtz's staff.

In 1983, Mitchell made his first move to the professional level. From 1983-85 he served as defensive line coach for the USFL's Birmingham Stallions and returned to the college ranks in 1986 as defensive ends coach at Temple.

Mitchell began a four-year stint in 1987 as linebackers coach at Louisiana State (1987-90) under former Steelers linebacker coach Mike Archer, who was the head coach. In 1990, Mitchell became the first African-American defensive coordinator in Southeastern Conference history when he was named LSU's defensive coordinator, while continuing to coach linebackers.

Mitchell, 53, joined the NFL ranks in 1991 with the Cleveland Browns, where he tutored two Pro Bowl defensive tackles, Michael Dean Perry and Rob Burnett. Mitchell accepted his current appointment following three seasons coaching the defensive line for the Browns.

A two-time Junior College All-American defensive end at Eastern Arizona Junior College in 1969-70, Mitchell then transferred to Alabama. A starter at defensive end from 1971-72, Mitchell earned All-America honors in 1972. He earned a bachelor's degree in social work in 1972.

Born Oct. 14, 1951 in Mobile, Ala., Mitchell and his wife Joyce live in Pittsburgh.



DARREN PERRY

Defensive Backs Coach

Darren Perry, a standout Steelers safety during the 1990s, returned to Pittsburgh in 2003 as the Steelers assistant defensive backs coach.

Perry was promoted to defensive backs coach prior to the 2004 season. Named to the Steelers staff, Jan. 28, 2003, Perry begins his third season with the Steelers.

Perry has been credited with the rapid development of the Steelers two starting safeties Troy Polamalu, who earned Pro Bowl honors, and Chris Hope, both of whom were in their first year as starters for the Steelers in 2004.

Prior to returning to Pittsburgh, Perry served the 2002 season as the safeties coach for the Cincinnati Bengals, whose head coach was current Steelers defensive coordinator Dick LeBeau.

Perry was originally drafted by the Steelers in the eighth round of the 1992 NFL Draft—the Steelers first draft under Bill Cowher—and immediately became a starter at free safety. Perry played seven seasons (1992-98) with the Steelers and started the first 110 games of his career, including the postseason. He is currently tied for seventh in Steelers history with 32 interceptions.

Perry signed with the San Diego Chargers in 1999 but did not play due to a neck injury. He finished his playing career in 2000 as the starting free safety for the New Orleans Saints. Perry played in 139-of-141 possible games, missing only two games in 1997 due to a groin injury.

During his collegiate career at Penn State, Perry collected 15 interceptions to tie for second in school history. He established school records for interception return yards (299) and interceptions for touchdowns (3). Perry had six interceptions his senior year and returned two for TDs.

Born Dec. 29, 1968, Perry and his wife Errika have four children—Danielle (13), Dominique (10), Dedriana (6) and Devan (2).



KEVIN SPENCER

Special Teams Coach

Kevin Spencer is in his fourth season on the Steelers staff, after joining the team on Feb. 13, 2002 as special teams coach.

A 14-year NFL coaching veteran, Spencer was selected as the 2003 NFL special teams coach of the year by the league special teams coaches.

Prior to his current position, he spent the previous four seasons in the same capacity with the Indianapolis Colts. Spencer also served three seasons with the Oakland Raiders as the special teams and quality-control coach (1995), assistant linebackers coach (1996) and a defensive assistant (1997). He began his NFL career in 1991 as a coaching assistant with the Cleveland Browns.

While at Indianapolis, Spencer worked with Colts kicker Mike Vanderjagt, regarded as one of the premiere kickers in the NFL.

Spencer, 51, began his coaching career in 1975 as a graduate assistant at the State University of New York, where he also coached wrestling and lacrosse. He also coached at Detroit Country Day High School (1977-78) in Birmingham, Mich., before becoming a graduate assistant at Cornell (1979-80). Spencer held positions as the head freshman coach (1981-85) and offensive coordinator (1986) at Ithaca College. From 1987-90, he served four years as the head coach at Wesleyan (Conn.) University, where he compiled a 14-26 overall record, including a 6-2 mark in 1990.

As a collegian, Spencer played football and lacrosse at Springfield (Mass.) College (1972-75) and earned a master's degree from SUNY-Cortland in 1976.

Born Nov. 2, 1953 in Queens, N.Y., Spencer and his wife, Rosemarie, live in Pittsburgh. He has four children, sons Zachery (19), Timothy (8), Jack (6) and daughter Lindsay (24).



MARK WHIPPLE

Quarterbacks Coach

Mark Whipple joined the Steelers staff Jan. 24, 2004, as the team's quarterbacks coach, after a highly successful career as a collegiate head coach.

During his 16 years as a head coach, Whipple developed an impressive reputation as both a head

coach and offensive strategist.

His impact on the staff was immediate, and he was instrumental in the development of number-one draft pick Ben Roethlisberger, who abruptly became the Steelers' starting quarterback after an injury to Tommy Maddox.

Whipple had been the head coach at the University of Massachusetts for the past six years, where he posted a 49-25 (.662) overall record. He compiled five winning seasons and led the Minutemen to a Division I-AA national championship in 1998. Whipple also was a head coach at New Haven (1988-93) and Brown (1994-97) universities.

In his 16-year head-coaching career, Whipple compiled an overall record of 121-59.

Prior to being named head coach at Massachusetts, Whipple served for four years as the head coach at his alma mater Brown University, where he accumulated a 24-16 (.600) overall record without a losing season.

Whipple, 47, earned multiple awards during his head-coaching career, including the American Football Coaches Association's GTE Division I-AA National Coach of the Year award in 1998.

A 1979 graduate of Brown University, where he earned a bachelor's degree in political science, Whipple was the starting quarterback for the Bears in 1977 and 1978, leading Brown to a 13-5 record and a pair of second-place Ivy League finishes. He also was a member of Brown's 1976 Ivy League championship team, the first Ivy football championship in school history.

During his three-year varsity career, Whipple completed 175-of-340 passes for 2,365 yards and 13 touchdowns. He also was a four-year letterman as a shortstop on the Bears' baseball team. Whipple was inducted into the Brown Athletic Hall of Fame in 1996.

Whipple, born April 1, 1957 in Tarrytown, N.Y., and his wife Brenda have two sons Spencer (16) and Austin (11).



LOU SPANOS

Defensive Assistant

Lou Spanos is in his 12th season with the Steelers and his 11th year as a defensive assistant for the coaching staff.

As a defensive assistant, Spanos assists the defensive coaching staff with game preparation, video analysis and scouting of Steelers' opponents.

A 1994 graduate of the University of Tulsa, he was a four-year letterman and three-year starter at offensive center. Spanos stayed at Tulsa for a year after his playing career concluded to assist coaching the line-backers. He then joined the Steelers as an intern in the scouting department. After his one-year internship, Spanos was promoted to his current position of defensive assistant.

Spanos and his wife Timme reside in Pittsburgh with their two sons, Zachary (5) and Caleb (2), and daughter Gabriella (3/5/05).



MATT RAICH

Offensive Assistant

Matt Raich is in his second year as an offensive assistant, joining the coaching staff prior to the 2004 season after spending the previous two years as an intern in the Steelers player personnel department.

In his position, Raich helps the offense and the entire coaching staff with its game preparation, video analysis and scouting of opponents.

Raich, a Monaca native, was a standout middle linebacker at Westminster College from 1989-1992 and a member of Titans' 1989 NAIA National Championship team. He was a three-time NAIA All-America and ended his career as the school's all-time leading tackler.

Prior to joining the Steelers' scouting department, Raich served two seasons as an assistant coach and recruiting coordinator at Robert Morris (2000-02). He also held assistant coaching positions at Glenville State (1999), Robert Morris (1996-99) and Westminster (1993-94). In addition, he served as the defensive coordinator and secondary coach for the Hildesheim Invaders Football Club in the German Federal League in 1999.

Raich is single and resides in Monaca.



CHET FUHRMAN

Conditioning Coach

Chet Fuhrman was named conditioning coach in February 1992 following 10 years as strength and conditioning coach at Penn State University.

A native of Harrisburg, Pa., Fuhrman is in his 14th season with the team and his 28th year in the field of strength and conditioning. He served as the assistant strength and conditioning coach at Penn State from

1979-80. He was named the first strength and conditioning coach ever at Weber State in Ogden, Utah, in 1981, before returning to Penn State to take charge of the strength and conditioning program in 1982.

Fuhrman, 53, graduated from the University of Central Oklahoma in 1973 with a degree in physical education. He spent the next five years as strength coach and assistant coach in football at Harrisburg and Steelton-Highspire high schools. Fuhrman is a member of the Professional Football Strength and Conditioning Coaches Society. He was the recipient of the 2001-2002 President's Award for his contribution to the field of strength and conditioning.

Fuhrman and his wife Lisa have three children, son Michael (15), and daughters Erica (17) and Maria (10).



MARCEL PASTOOR

Conditioning Assistant

Marcel Pastoor enters his second season as the Steelers' assistant strength and conditioning coach and his fifth with the team.

Pastoor assists conditioning coach Chet Fuhrman with the strength and conditioning program.

Pastoor received his undergraduate degree from Virginia Tech, in exercise physiology and kinesiology in 2000. He completed his Masters from the University of Pittsburgh, graduating with honors in Exercise Physiology in 2003. Prior to the Steelers, Pastoor interned with the Washington Redskins in 1998, and was the volunteer Assistant Strength Coach for Radford University from 1999-2001.

Pastoor is single and lives in Pittsburgh.



RAYMOND JACKSON

Player Development

Raymond Jackson begins his first season with the Steelers and third in the NFL.

Jackson joined the Steelers to work in the area of player programs. His responsibility is to assist players in the area of life skills on and off the field; such as continuing education, internships, investment information and in helping players with a smooth

transition to life after football.

Jackson also assists Conditioning Coach Chet Fuhrman with the strength and conditioning program for the players.

Prior to joining the Steelers, Jackson worked in player development and the scouting department for the Cleveland Browns. He also assisted Cleveland's special teams coach with breaking down tape.

A former cornerback with the Buffalo Bills (1995-98) and the Cleveland Browns (1999-2001), Jackson began his NFL career as a fifth round draft choice of the Bills out of Colorado State University where he earned his bachelor's degree in social work.

Born Feb. 17, 1973, in Gary, Ind., Jackson and his wife Natalie have two children, daughter Alissa (7) and son Raymond Jr. (10).



KEVIN COLBERT

Director of Football Operations

Kevin Colbert begins his sixth year as the Steelers director of football operations.

Colbert, a Pittsburgh native, was named to his position Feb. 15, 2000.

Colbert oversees the personnel area of the team and supervises the scouting staff. Among his duties, Colbert is in charge of administering player acquisitions

and transactions, including the draft, free agent signings and trades, and evaluating pro and college personnel. He also serves as the Steelers' liaison with the NFL office and the other NFL teams on football matters.

Colbert served as the Detroit Lions pro scouting director from 1990 to 1999. He was responsible for scouting NFL players, the NFL Europe League and the Canadian Football League. He also assisted in the evaluation of college talent. Prior to joining the Lions, Colbert spent five seasons as a college scout for the Miami Dolphins (1985-89) and one season (1984) with the BLESTO Scouting Service.

Colbert began his career as a coach and has experience in three sports—football, basketball and baseball. He was the backfield coach and recruiting coordinator at Ohio Wesleyan University for three years (1981-83) and in 1984 also served as the school's head baseball coach. From 1979-81, Colbert was a graduate assistant basketball coach at Robert Morris College. He also served as the school's head baseball coach in 1981.

Born Jan. 29, 1957, Colbert graduated from North Catholic High School in Pittsburgh and received his bachelor's degree from Robert Morris in 1979. He and his wife, Janis, have three children: Kacie, Jennifer and Daniel.



RON HUGHES

College Scouting Coordinator

Ron Hughes is in his third year as the Steelers' college scouting coordinator.

Named to his position April 30, 2003, Hughes had served as a consultant for the Steelers for 2½ years prior to his appointment.

Hughes, 61, a Charleroi High School and California University of Pennsylvania graduate, spent 18 seasons with the Detroit Lions, serving his last four years as the Lions' vice president of player personnel until his departure prior to the 2001 season. He coordinated and supervised all of the Lions' college and pro scouting in his role as vice president.

After coaching football at the high school level in the Pittsburgh area for 14 years, Hughes began his career in professional football in 1979 as scout for BLESTO scouting service. He joined the Lions scouting department in 1983 and was later promoted to director of pro scouting and then to director of player personnel in 1990.

Hughes and his wife Adrienne have three children—sons Ted and Scott, and daughter Jennifer—and three grandchildren.



DOUG WHALEY

Pro Scouting Coordinator

Doug Whaley begins his eighth season as Steelers pro personnel coordinator after spending the three previous years as an area scout with the Seattle Seahawks.

In his current position, Whaley is responsible for scouting Steelers opponents and evaluating pro players.

Whaley joined Seattle in July 1996 and was in charge of scouting college players throughout the east coast. Prior to joining Seattle, Whaley spent the 1995 season as an assistant in the Steelers' pro personnel department.

A native of Upper St. Clair, Whaley lettered four seasons at the University of Pittsburgh as a safety and linebacker. After earning a degree in business finance, Whaley worked for one year as a retail stockbroker on Wall Street before joining the Steelers. Whaley attended Upper St. Clair High School in Pittsburgh, lettering in football, wrestling and track.



PHIL KREIDLER

Pro/College Scout

Phil Kreidler is in his 14th season with the Steelers as a college scout and pro scout. After spending his first eight years with the team scouting college players, Kreidler was given additional responsibilities scouting pro teams in 2000.

Kreidler served a full-time internship in the Steelers' personnel department in 1991-92, and was named to the scouting staff in June 1992.

From 1988-90, Kreidler served as a graduate assistant coach at the University of Cincinnati, where he helped coach the wide receivers and quarterbacks.

Kreidler, 39, attended Furman University, where he played free safety. He was a member of two Southern Conference championship teams as Furman posted a 35-11 record during his four seasons. He graduated in 1988 with a degree in history.

Kreidler and his wife, Kim, have one son, Jeff (2/29/04). The Kreidlers live in Pittsburgh.



KELVIN FISHER

College Scout

Kelvin Fisher enters his sixth season as a Steelers college scout after joining the team in June 2000.

Prior to joining the Steelers, Fisher served one year as the coordinator of academic accountability at his alma mater, Arizona State University. At Arizona State, he was a liaison between student-athletes, coaches, professors and academic counselors.

Fisher worked as a juvenile probation officer in Maricopa County, Arizona, from 1993-96, and with the State Office for Service to Children and Family in Portland, Oregon (1996-99).

After playing fullback for Arizona State (1988-91), Fisher graduated in 1992 with a degree in social work.

A native of Ambridge, Pa., Fisher currently lives in Gilbert, Arizona, with his wife Angela and two children, Kelvin Jr. (1/14/93) and Kailie (7/16/95).



MARK GORSCAK

College Scout

Mark Gorscak is in his 11th season with the Steelers. This is Gorscak's eighth year as an area scout, after spending his first three years as the Steelers' BLESTO scout.

Gorscak previously coached on the high school and college levels for 16 years. His first coaching experience was at Perkiomen (Pa.) Prep School. He

followed that with coaching assignments at Western Maryland College, Dickinson College (his alma mater), Gulliver Prep (Fla.) High School, and two tenures at Weber State University. In 1987, between stints at Weber State, he became the first general manager of the Pittsburgh Gladiators in its inaugural season of the Arena Football League.

Additionally, Gorscak has been an athletic administrator at Dickinson and Weber State. He graduated with a degree in psychology from Dickinson and received a master's degree in sports administration from St. Thomas University in Miami, Fla.

Gorscak is a native of Donora, Pa., and currently resides in Pittsburgh.



BRUCE McNORTON

College Scout

Bruce McNorton is in his sixth season as a member of the Steelers' scouting department.

McNorton, who joined the Steelers in May 2000, had previously worked with Director of Football Operations, Kevin Colbert, as a part-time scout with the Detroit Lions.

A highly successful coach at Pontiac Northern High School in Michigan, where he was selected the 1999 Class A Coach of the Year, McNorton led his team to the state quarterfinals.

Additionally, McNorton, 44, enjoyed a 10-year playing career as a defensive back with the Lions and Miami Dolphins.

He and his wife Rosalind have three children, daughters Mykeshia and Britteny, and son Bruce Jr.



DAVID PETETT

College Scout

David Petett enters his second year with the Steelers and his first as a BLESTO scout after serving as player personnel intern in 2004.

Prior to joining the Steelers Petett served one year (2003) as a student assistant at the University of Wisconsin where he assisted with the defensive line.

Petett, 25, attended Lehigh University, where he lettered all four years as a defensive tackle. He graduated with a degree in political science in 2001.

Petett is a native of Pittsburgh, and currently lives in Wexford, Pa.

DAN ROONEY

College Scout

Dan Rooney is in his ninth season as a college scout after serving several years as a part-time scout.

The son of Steelers chairman Dan Rooney, Rooney played safety and special teams for Washington & Jefferson (Pa.). After graduating with a degree in business administration, he stayed at W&J and coached for John Luckhardt from 1986-91.

In 1993, he moved to North Carolina and coached for Gary Merrill at Northern Durham High School in 1994. He also served as an assistant coach at Leesville Road High School in Raleigh, N.C. (1995 and 1996), before joining the Steelers as a college scout in 1997.

Rooney and his wife, Dr. Allison Evanoff Rooney, live in Gastonia, N.C. They have two sons, John Patrick (6/16/99) and Brendan Charles (6/24/02).

BILL NUNN

College Personnel

Bill Nunn is in his 38th season in the Steelers player personnel department, where he helps evaluate college talent.

After originally joining the Steelers as a scout in 1968, Nunn was promoted to assistant director of player personnel in 1970, when he served the dual



role of training camp director and personnel scout. Prior to joining the Steelers, Nunn was both the sports editor and managing editor for the *Pittsburgh Courier*.

Nunn is a graduate of West Virginia State University where he earned a degree in English. During his college career, he captained the only unbeaten basketball team in the nation, and was elected to the West Virginia State University Sports Hall of Fame.

Nunn and his wife, Frances, live in Pittsburgh. The Nunnns have one daughter Lynell Wilson and a son, William III, and three grandchildren.



JOE GREENE

Special Assistant/ Pro and College Personnel

Joe Greene is in his second year as a special assistant for pro and college personnel for the Steelers.

The legendary Hall of Famer returned to the team where he gained a reputation as one of the best defensive tackles in the history of the NFL and produced a Hall of Fame career.

Greene returned March 8, 2004 to the Steelers organization for the first time since 1992. He will assist in evaluating college and pro players as well as in other scouting activities.

Greene spent the past eight seasons as the defensive line coach for the Arizona Cardinals.

After a brilliant 13-year NFL career (1969-1981), Greene worked briefly as a color analyst for CBS Sports. He returned to the NFL in 1987 as the defensive line coach for the Steelers until 1992. After five years with the Steelers, Greene joined the Miami Dolphins as a defensive line coach for four seasons (1992-1995) before accepting the same position with the Cardinals.

Born in Elgin, Texas, Greene was the Steelers number-one draft pick—the first player selected by Hall of Fame Head Coach Chuck Noll—and the fourth player selected overall in the 1969 draft. He and his wife, Agnes, have three children—sons Major and Delon, who both played at Greene's alma mater North Texas—and a daughter, Joquel. The Greenses also have six grandchildren.



BOB McCARTNEY

Video/Facilities Coordinator

Bob McCartney has had many responsibilities in his 32 years as the Steelers' film and video director. He was named film director in 1973, until the advent of video in 1986 when the NFL went from film to videotape format.

Prior to taking over the filming operation, McCartney worked in the Steelers' ticket office. He also currently serves as the Steelers facility coordinator for their headquarters in the UPMC Sports Performance Complex.

McCartney, a Pittsburgh native, attended South Catholic High School. He graduated from Wheeling (W.Va.) Jesuit College in 1972 with a bachelor's degree in English.

Born May 16, 1950 in Pittsburgh, McCartney and his wife Gail have two children, daughter Kathleen and son Robert. The McCartneys live in Pittsburgh.



JOHN NORWIG

Head Athletic Trainer

John Norwig is in his 15th year as the Steelers' head athletic trainer and his 26th year in athletic training.

His career began in 1979 as athletic trainer at Bellefonte (Pa.) High. Norwig then served six years as assistant trainer and health education instructor at Penn State (1980-85). During that time he assisted the San Francisco 49ers at their 1984 training camp.

He then became head athletic trainer at Vanderbilt (1986-91) before joining the Steelers.

Norwig earned a bachelor's degree in health and physical education from Penn State in 1979 and a master's in health education in 1984. He is a member of the American College of Sports Medicine, American Orthopedic Society for Sports Medicine, and the National Athletic Trainers Association.

Born Nov. 6, 1957 in Hanover, Pa., Norwig and his wife Emily have three children, daughter Erin (11/12/92), and sons Nicholas (12/20/95) and Luke (4/14/98). The Norwigs live in the North Hills.



RYAN GROVE

Assistant Athletic Trainer

Ryan Grove, a former athletic training intern for the Steelers, rejoined the team in March 1999 as the club's assistant athletic trainer.

Grove graduated magna cum laude, receiving his bachelor of science degree in athletic training from the University of Pittsburgh in 1993 and a master's degree in athletic training/exercise physiology in 1996.

An Indiana, Pa., native, Grove previously served as an assistant athletic trainer at East Tennessee State, where he was the head athletic trainer for the school's men's basketball, baseball and tennis teams. He also served as an intern athletic trainer for the Steelers for the 1992-93 seasons and a graduate athletic trainer for the team from 1994-96. In April 1996, Grove worked as the athletic trainer for the Tri-Star Pictures movie *Jerry Maguire*.

Grove is a member of the Pennsylvania Athletic Trainers' Society and National Athletic Trainers' Association.

Born Jan. 27, 1971, Grove and his wife, AnnMarie, reside in Pittsburgh. The couple has one daughter, Samantha Ann (2).



ARIKO ISO

Assistant Athletic Trainer

Ariko Iso enters her fourth season as an assistant athletic trainer for the Steelers.

The first and only full-time female athletic trainer in the NFL, Iso generated international notoriety when she was announced as the Steelers' assistant trainer.

Iso, who spent five seasons as head football athletic trainer at Portland State University, gained NFL experience by working as an intern with the Steelers during the team's 2000 and 2001 training camps.

Iso spent six years at Portland State and was promoted from assistant athletic trainer to associate athletic trainer in 2001. Prior to working with the football team, Iso worked with the Vikings' women's basketball and wrestling teams and the track and field squad.

She is responsible for assisting the Steelers' athletic training and medical staff in all areas.



RODGERS FREYVOGEL

Equipment Manager

Rodgers Freyvogel begins his 26th season with the Steelers and his ninth as the team's equipment manager.

Freyvogel oversees all of the purchasing, fitting, customizing, issuing and reconditioning of the Steelers equipment and uniforms.

Freyvogel joined the Steelers as field manager in 1980 and was responsible for the preparation and maintenance of the Steelers' practice fields, while assisting equipment manager Tony Parisi.

Born Aug. 13, 1951 in Pittsburgh, Freyvogel grew up on Pittsburgh's North Side, where he attended North Catholic High School. He and his wife Rebecca live in Warrendale. They are the parents of two sons, William (3/9/99) and Trevor (4/29/01).



RICH BAKER

Field Manager/Asst. Equipment Manager

Rich Baker begins his ninth season as the Steelers' field manager/assistant equipment manager and his 12th with the team.

He joined the organization in 1994 after a two-year stint as a warehouse sales representative with Frito Lay.

Baker, 38, assists equipment manager Rodgers Freyvogel in the issuing and reconditioning of the players' equipment and uniforms.

Baker majored in elementary education at Indiana University of Pennsylvania.

Born June 14, 1967 in Pittsburgh, Pa., Baker is a native of Homestead and attended Steel Valley High School. He and his wife Patty live in Pittsburgh.

2005 PLAYERS



16 CHARLIE BATCH

QUARTERBACK



HEIGHT-6-2

WEIGHT-216

COLLEGE- Eastern Michigan

BIRTHDATE- December 5, 1974

BIRTHPLACE- Homestead, PA

HOW ACQUIRED- FA '02 (June 17, 2002/Detroit)

NFL EXPERIENCE- 8th Year

GAMES PLAYED-STARTED/POSTSEASON- '98 (12-12/0-0), '99 (11-10/0-0), '00 (15-15/0-0), '01 (10-9/0-0), '02 (0-0/0-0), '03 (3-0/0-0), '04 (0-0/0-0)

CAREER TOTALS/POSTSEASON: 51-46 (0-0)

STEELERS TOTALS/POSTSEASON: 3-0 (0-0)

PRO: Signed with the Steelers June 17, 2002...served as the team's second quarterback for the entire 2003 season...returned to his hometown, Pittsburgh, after spending the first four years of his career with the Detroit Lions...started 46 of the 48 games he played in with the Lions. **2004:** Participated briefly at training camp before he was placed on reserve/injured list due to a leg injury and was out for the entire season. **2003:** Served as the Steelers' backup quarterback...9/7 vs. *Baltimore*: replaced Tommy Maddox in the fourth quarter but did not attempt a pass...*Cleveland 10/5*: saw his first action in four weeks...replaced Tommy Maddox in the fourth quarter...completed three-of-six passes for 25 yards...also had one run of 11 yards...11/30 vs. *Cincinnati*: made his first appearance since Nov. 5 near end of first half for injured Tommy Maddox...completed first pass for 22 yards to Plaxico Burress. **2002:** Entered the 2002 season as the Steelers' third quarterback...served as the third quarterback for all but one regular-season and both postseason contests...11/24 vs. *Cincinnati*: served as the team's backup quarterback but did not play. **2001:** Fourth year as Lions starting quarterback...missed the final five games while on the injured/reserve list...finished the season with 2,392 yards passing and 12 TDs...set new career single game highs with 436 yards passing and 36 completions...9/9 at *Green Bay*: Completed 20-of-39 passes for 276 yards...9/23 at *Cleveland*: did not play...10/8 *St. Louis*: was back in action in the second half and completed 11-of-16 passes for 113 yards...10/14 at *Minnesota*: started and set then career highs in completions (31) and passing yards (345), and tied his career-high for touchdown passes with three...10/21 vs. *Tennessee*: registered second consecutive 300-yard passing game (second of career) and second consecutive game throwing three touchdown passes (fifth of career)...10/28 vs. *Cincinnati*: completed 20-of-35 passes for 239 yards and two touchdowns...11/11 vs. *Tampa Bay*: completed 21-of-39 passes for his second 239-yard passing game of the season and a touchdown...11/18 at *Arizona*: shattered career highs and team records in several passing categories with his first career 400-yard game, including yards (436), attempts (62) and completions (36) and also tied a career-high with three touchdown passes...surpassed Bill Munson (8,461) and Milt Plum (8,536) for sixth place on the Lions' all-time career passing yards list (8,684)...12/2 at *Chicago*: passed the 9,000-yard career passing mark



before leaving the game with a separated shoulder...completed 18-of-28 passes for 214 yards. **2000:** In his third year as Lions' starting quarterback, Batch set career-highs in almost every major statistical category, including completions (221), pass attempts (412), yards passing (2,489), games played and started (15) and tying his career-high with 13 touchdown passes...his 221 completions ranked eighth on the Lions' all-time single-season list and the 412 attempts were sixth-most in Lions' history...got off to a slow start due to fractured tibial plateau (with displacement) in right knee suffered June 5 in non-contact drill during voluntary Silverdome workout...underwent surgery June 12 causing him to miss first three weeks of training camp...taken off Active Unable to Perform list August 14 to participate in seven-on-seven drills...began taking part in full workouts August 21...did not see preseason action and also sat out Lions' season opener at New Orleans (9/3) as inactive third-stringer...in addition to not re-gaining full strength in his right leg following surgery, he also struggled during latter part of the season with bruised ribs suffered at New York Giants (11/19)...9/10 vs. *Washington*: returned to starting lineup and completed 16-of-31 for 194 yards while leading the Lions to a 15-10 victory...9/17 vs. *Tampa Bay*: had one of the best statistical outings of his career in losing effort, completing 26-of-36 for 277 yards, including a 50-yard touchdown pass to Germane Crowell to end the first half...the 26 pass completions and 277 passing yards in that game set new single-game career bests...9/24 at *Chicago*: led team on a clutch 17-play, 91-yard game-clinching fourth quarter drive...10/1 vs. *Minnesota*: eclipsed the 5,000-yard mark in career passing yards in addition to attempting a career-high 44 passes and scrambling for first rushing TD of the season, which tied the game at 17-17 early in the fourth quarter...10/8 vs. *Green Bay*: tied career-high with three touchdown passes in win...10/19 at *Tampa Bay*: led Lions to 28-14 victory in a nationally televised Thursday night ESPN game, improving his career record to 4-0 in ESPN games...10/29 at *Indianapolis*: had best rushing game of season with 62 yards in four carries, including a career-long 19-yard scamper...11/15 vs. *Miami*: left game in third quarter due to mild concussion...11/12 vs. *Atlanta*: returned the following week to lead Lions to a win in Gary Moeller's first game as head coach...put together back-to-back solid performances at New York Giants (11/19) and vs. New England (11/23)...completed more than 60 percent of his passes in both games and was a combined 36-of-56 passes (.643) for 419 yards and four touchdowns in those two games...completed passes to career-high nine receivers and tied career-high with three touchdown passes in victory at Giants (20-of-32 passes for 225 yards), in addition to going over the 6,000-yard mark in career passing yardage...11/23 vs. *New England*: gave gutsy performance in Thanksgiving Day win, leading club to third-straight victory...left game eventually in fourth quarter after taking several shots to his bruised ribs, including a hit while he was diving for a 10-yard TD in the fourth quarter that forced him from the game...completed season-long 59-yard pass to David Sloan on Lions' first play from scrimmage...11/30 at *Minnesota*: started but lasted only into the first quarter after having ribs re-bruised on early hit...did not practice leading up to games at Green Bay (12/10) and at New York Jets (12/17), but was able to complete both games...12/24 vs. *Chicago*: started season finale but re-aggravated bruised ribs late in the second quarter, and did not return. **1999:** Continued to develop as Lions' starting quarterback during first portion of campaign, but was hindered in second half of season with a fracture at the knuckle of his right thumb...played at a very high level as Lions got off to a 6-2 start...led Lions to two-consecutive wins to start a season for first time since 1993...completed 25-of-41 attempts for 435 yards



and five touchdowns in first two games...began the season by throwing the ball downfield more than in rookie season, as evidenced by his eight TD passes in season's first four games, including scoring tosses of 41, 45, 74 and 41 yards in that span...finished season completing 151-of-270 passes (55.9 percent) for 1,957 yards and a career-high 13 touchdowns...started 10 games in all, including the first eight games and the last two regular season contests...*9/12 at Seattle*: threw three TD passes in first half of season opener to set a career-high...was the first Lions' QB to throw three TD passes in the first half of a game since Scott Mitchell (10/6/96 vs. Atlanta)...streak of 145 consecutive completions without an interception was snapped in game at Seattle as well, a streak that spanned more than six complete games...*9/19 vs. Green Bay*: scrambled for a one-yard fourth quarter TD that gave the Lions the lead...was second rushing TD of career...*10/10 vs. San Diego*: set career-high with 21 completions...*10/17 vs. Minnesota*: also left game at halftime with a bruised right triceps muscle, but returned the following two weeks to lead club to consecutive wins...*10/24 at Carolina*: had solid outing in return from triceps bruise, completing 16-of-27 passes for 210 yards...*11/7 vs. St. Louis*: was 10-of-20 for 148 yards and a TD in game before leaving the game with a thumb injury...injured his thumb when he hit his hand on Rams' DE Grant Wistrom's helmet while throwing a pass...was inactive third-stringer at Arizona (11/14) and did not play as second-stringer in the following four games...*12/19 at Chicago*: re-appeared on the field during the third quarter and completed 6-of-10 passes for 95 yards, and also scrambled for head-first 12-yard TD run...*12/25 vs. Denver*: started and tied career-high for both completions (21) and attempts (41)...*1/2 at Minnesota*: started regular season finale...re-aggravated the thumb injury in game versus Vikings when he hit his hand against the helmet of Lions' C Eric Beverly while throwing a pass...completed 17-of-24 for 160 yards before leaving with the injury...thumb injury forced him to miss NFC Wild Card Playoff Game at Washington (1/8). **1998**: Made first-career start Sept. 16, after serving as second-stringer for the season's first two games and started the next 12 outings...season ended prematurely after suffering a compression fracture in his lower back at San Francisco (12/14) that caused him to miss the final two games of the year...was placed on reserve/injured list on Dec. 24 prior to season finale at Baltimore (12/27)...completed 173-of-303 attempts (.571) for 2,178 yards and 11 TD's in 12 starts as a rookie...also rushed for 229 yards and a TD in 41 carries...ended '98 season having thrown 136 straight pass attempts without throwing an interception (six games), which tied him with Cleveland's Bernie Kosar (1985) for the longest such streak in NFL history by a rookie...record-tying streak added to another he had earlier in the year of 107 consecutive passes (Games 4-7) without an interception...QB passer rating of 83.3 stands as the fifth-best mark ever by a rookie (teammate Ben Roethlisberger ranks first, 98.1)...was particularly effective in the red zone in 1998, completing 15-of-28 passes for 84 yards and five TDs (no INTs) for a 98.8 passer-rating...named NFL Offensive Rookie of the Month for October — was 52-of-87 for 717 yards and five TDs and one Interception during the month for a rating of 102.6...completed 62-of-86 attempts (.721) for 822 yards and four TDs in four nationally-televised games...*9/20 at Minnesota*: made first career start and performed admirably in hostile environment, completing 20-of-40 passes for 160 yards and two interceptions, both of which were desperation heaves at the end of each half...*9/28 vs. Tampa Bay*: won his first game as an NFL starting QB...*10/4 at Chicago*: completed first TD pass of his career, a 98-yarder to Johnnie Morton, the longest touchdown pass in the NFL in 1998...completed 16-of-31 passes for career-high 268



yards...10/15 vs. *Green Bay*: completed 16-of-19 passes (84.2 percent) for 218 yards and two TDs...also tied team record for most-consecutive completions (11) — Dave Krieg in 1994 and Gary Danielson in 1980...his 84.2 percent completion rating versus *Green Bay* was the highest single-game mark for a rookie since 1960...became the youngest NFL quarterback to complete 11-straight passes in a game since Brett Favre in 1992 (also 23-years-old)...11/15 vs. *Chicago*: completed 16-of-21 passes for 253 yards and TD — 76.2 percent completion rate was fifth-highest single-game mark for a rookie since 1960...was named NFC Offensive Player of the Week for outing vs. *Bears*...11/26 vs. *Pittsburgh*: fought a neck strain in the second quarter to finish game vs. hometown *Steelers*...returned to game in third quarter and completed 16-of-23 passes for 236 yards and a TD...was named as Lions' 1998 Mel Farr Rookie of the Year by teammates following the '98 season.

COLLEGE: Was a six-year college player who left Eastern Michigan owning virtually every school passing and total offense record...holds EMU's all-time records for total plays (1,179), total offensive yards (7,715), pass attempts (998), pass completions (579), yards passing (7,592) and touchdown passes (53)...started every game as a senior in 1997 and set school season-records by completing 247-of-434 passes for 3,280 yards (.569) and 23 touchdowns...appeared in the first two games of '96 campaign, but season was ended prematurely due to leg injury...completed 39-of-65 passes for 518 yards and two touchdowns in limited play that year...received the 1995 James M. "Bingo" Brown Award as a junior, given to the team's Most Valuable Player...earned All-Mid American Conference first-team honors...moved into the starting lineup early in '95 campaign, finishing the season with 244 completions in 421 attempts (.580) for 3,177 yards and 21 touchdowns...appeared in first eight games of his collegiate career as a sophomore in 1994, completing 49-of-78 passes (.628) for 617 yards and seven touchdowns...granted a medical hardship redshirt in 1993...did not play under NCAA Proposition 48 rules in 1992...earned bachelor's degree in criminal justice.

PERSONAL: Was an All-State third-team and *Pittsburgh Press* "Fabulous 22" pick as a senior in 1991 at Steel Valley (Homestead, Pa.) High School...lettered three times in football and twice in basketball during high school...established his own foundation, Best of the Batch Foundation, in 2000...hosts Project C.H.U.C.K., an annual youth basketball league in Homestead...refurbished basketball courts with \$50,000 of his own money...is the son of Lynn Settles...born in Homestead, Pa....Full name: Charles D'Donte Batch.

Batch's Career Single-Game Highs

Regular Season

Pass Attempts— 62 (11/18/01 at Arizona)
 Completions— 36 (11/18/01 at Arizona)
 Completion Percentage— 84.2 (10/15/98 vs. Green Bay)
 Yards Passing— 436 (11/18/01 at Arizona)
 Longest Completion— 98t (10/4/98 at Chicago)

TD Passes— 3 (6 times, Last: 11/18/01 at Arizona)
 Rushing Attempts— 8 (4 times, Last: 12/10/00 at Green Bay)
 Yards Rushing— 63 (9/20/98 at Minnesota)
 Longest Run— 19 (10/29/00 at Indianapolis)
 TDs Rushing— 1 (Last: 11/23/00 vs. New England)



BATCH'S GAME-BY-GAME STATISTICS

2004

Date	Opponent	Att.	Cmp.	Int.	TD	Yds.	Cmp. %	Lg	Sack	Rtg.
9/12	OAKLAND					RESERVE - INJURED				
9/19	at Baltimore					RESERVE - INJURED				
9/26	at Miami					RESERVE - INJURED				
10/3	CINCINNATI					RESERVE - INJURED				
10/10	CLEVELAND					RESERVE - INJURED				
10/17	at Dallas					RESERVE - INJURED				
10/31	NEW ENGLAND					RESERVE - INJURED				
11/7	PHILADELPHIA					RESERVE - INJURED				
11/14	at Cleveland					RESERVE - INJURED				
11/21	at Cincinnati					RESERVE - INJURED				
11/28	WASHINGTON					RESERVE - INJURED				
12/5	at Jacksonville					RESERVE - INJURED				
12/12	N.Y. JETS					RESERVE - INJURED				
12/18	at N.Y. Giants					RESERVE - INJURED				
12/26	BALTIMORE					RESERVE - INJURED				
1/2	at Buffalo					RESERVE - INJURED				

SEASON TOTALS

POSTSEASON

1/15	N.Y. JETS					RESERVE - INJURED				
1/23	NEW ENGLAND					RESERVE - INJURED				

2003

Date	Opponent	Att.	Cmp.	Int.	TD	Yds.	Cmp. %	Lg	Sack	Rtg.
9/7	BALTIMORE	0	0	0	0	0	0.00	—	0/0	0.0
9/14	at Kansas City					DNP				
9/21	at Cincinnati					DNP				
9/28	TENNESSEE					DNP				
10/5	CLEVELAND	6	3	0	0	25	50.0	11	0/0	61.1
10/12	at Denver					DNP				
10/26	ST. LOUIS					DNP				
11/2	at Seattle					DNP				
11/9	ARIZONA					DNP				
11/17	at San Francisco					DNP				
11/23	at Cleveland					DNP				
11/30	CINCINNATI	2	1	0	0	22	50.0	22	1/2	89.6
12/7	OAKLAND					DNP				
12/14	at N.Y. Jets					DNP				
12/21	SAN DIEGO					DNP				
12/28	at Baltimore					DNP				
SEASON TOTALS		8	4	0	0	47	50.0	22	1/2	68.2



BATCH'S GAME-BY-GAME STATISTICS (cont.)

2002

Date	Opponent	Att.	Cmp.	Int.	TD	Yds.	Cmp. %	Lg	Sack	Rtg.
9/9	at New England					INACTIVE				
9/15	OAKLAND					INACTIVE				
9/29	CLEVELAND					INACTIVE				
10/6	at New Orleans					INACTIVE				
10/13	at Cincinnati					INACTIVE				
10/21	INDIANAPOLIS					INACTIVE				
10/27	at Baltimore					INACTIVE				
11/3	at Cleveland					INACTIVE				
11/10	ATLANTA					INACTIVE				
11/17	at Tennessee					INACTIVE				
11/24	CINCINNATI	0	0	0	0	0	0.00	—	0/0	0.0
12/1	at Jacksonville					INACTIVE				
12/8	HOUSTON					INACTIVE				
12/15	CAROLINA					INACTIVE				
12/23	at Tampa Bay					INACTIVE				
12/29	BALTIMORE					INACTIVE				
SEASON TOTALS		0	0	0	0	0	0.0	—	0/0	0.0

POSTSEASON

1/5	CLEVELAND					INACTIVE				
1/11	at Tennessee					INACTIVE				

2001

Date	Opponent	Att.	Cmp.	Int.	TD	Yds.	Cmp. %	Lg	Sack	Rtg.
9/9	at Green Bay	39	20	2	0	276	51.3	42	7/44	52.9
9/23	at Cleveland					DID NOT PLAY				
10/8	ST. LOUIS	16	11	1	0	113	68.8	25	3/16	62.8
10/14	at Minnesota	41	31	0	3	345	75.6	26	4/17	124.5
10/21	TENNESSEE	42	25	1	3	338	59.5	46	4/16	99.1
10/28	CINCINNATI	35	20	2	2	239	57.1	27	4/24	73.4
11/4	at San Francisco	20	8	0	0	74	40.0	22	2/8	50.8
11/11	TAMPA BAY	39	21	2	1	239	53.8	36	5/21	59.7
11/18	at Arizona	62	36	3	3	436	58.1	76	1/7	75.7
11/22	GREEN BAY	19	8	1	0	118	42.1	42	1/7	41.1
12/2	at Chicago	28	18	0	0	214	64.3	56	2/16	87.5
12/9	at Tampa Bay					RESERVE - INJURED				
12/16	MINNESOTA					RESERVE - INJURED				
12/23	at Pittsburgh					RESERVE - INJURED				
12/30	CHICAGO					RESERVE - INJURED				
1/6/02	DALLAS					RESERVE - INJURED				
SEASON TOTALS		341	198	12	12	2,392	58.1	76	33/176	76.8



BATCH'S GAME-BY-GAME STATISTICS (cont.)

2000

Date	Opponent	Att.	Cmp.	Int.	TD	Yds.	Cmp. %	Lg	Sack	Rtg.
9/3	at New Orleans	INACTIVE - INJURY								
9/10	WASHINGTON	31	16	2	0	194	51.6	27	2/12	44.3
9/17	TAMPA BAY	36	26	2	1	277	72.2	50t	7/51	80.4
9/24	at Chicago	37	20	1	2	207	54.1	36t	3/13	77.2
10/1	MINNESOTA	44	25	1	1	239	56.8	24	2/13	70.2
10/8	GREEN BAY	26	13	1	3	199	50.0	42	3/20	98.1
10/19	at Tampa Bay	31	13	0	0	144	41.9	33	7/37	56.4
10/29	at Indianapolis	39	18	2	1	190	46.2	30	3/16	48.0
11/5	MIAMI	16	8	0	0	95	50.0	24	3/8	68.5
11/12	ATLANTA	27	12	1	0	128	44.4	29	2/13	43.4
11/19	at N.Y. Giants	32	20	1	3	225	62.5	32	1/6	101.7
11/23	NEW ENGLAND	24	16	0	1	194	66.7	59	2/15	105.2
11/30	at Minnesota	3	2	0	0	16	66.7	12	0/0	79.9
12/10	at Green Bay	33	17	3	0	190	51.5	39	0/0	31.1
12/17	at N.Y. Jets	18	8	1	0	110	44.4	32	5/32	41.4
12/24	CHICAGO	15	7	0	1	81	46.7	19	1/6	85.7
SEASON TOTALS		412	221	15	13	2,489	53.6	59	41/242	67.3

1999

Date	Opponent	Att.	Cmp.	Int.	TD	Yds.	Cmp. %	Lg	Sack	Rtg.
9/12	at Seattle	26	16	1	3	216	61.5	41t	5/14	110.4
9/19	GREEN BAY	16	9	2	2	219	56.3	74t	4/23	101.0
9/26	at Kansas City	34	16	2	2	213	47.1	31t	4/20	62.5
10/10	SAN DIEGO	38	21	1	1	230	55.3	41	6/38	71.2
10/17	MINNESOTA	16	9	0	0	70	56.3	12	1/1	67.2
10/24	at Carolina	27	16	1	2	210	59.3	27	0/0	93.1
10/31	TAMPA BAY	19	10	0	0	128	52.6	30	3/19	74.0
11/7	ST. LOUIS	20	10	0	1	148	50.0	42	3/12	91.3
11/14	at Arizona	INACTIVE - INJURY								
11/21	at Green Bay	DNP								
11/25	CHICAGO	DNP								
12/5	WASHINGTON	DNP								
12/12	at Tampa Bay	DNP								
12/19	at Chicago	10	6	0	0	95	60.0	45	2/14	91.7
12/25	DENVER	40	21	0	1	267	52.5	27	5/25	82.0
1/2/00	at Minnesota	24	17	0	1	161	70.8	29	3/20	103.0
SEASON TOTALS		270	151	7	13	1,957	55.9	74t	36/186	84.1



BATCH'S GAME-BY-GAME STATISTICS (cont.)

1998

Date	Opponent	Att.	Comp.	Int.	TD	Yds.	Comp. %	Lg	Sack	Rtg.
9/6	at Green Bay			DNP						
9/13	CINCINNATI			DNP						
9/20	at Minnesota	40	20	2	0	160	50.0	17	5/18	39.6
9/28	TAMPA BAY	24	14	0	0	115	60.9	21	1/7	73.6
10/4	at Chicago	31	16	0	2	268	51.6	98t	4/22	102.6
10/15	GREEN BAY	19	16	0	2	218	84.2	68t	3/19	149.6
10/25	MINNESOTA	37	20	1	1	231	54.0	33	4/17	70.9
11/1	ARIZONA	17	10	3	0	71	58.8	15	4/24	28.9
11/8	at Philadelphia	27	14	0	0	146	51.9	30	5/35	67.6
11/15	CHICAGO	21	16	0	1	253	76.2	30	1/7	131.6
11/22	at Tampa Bay	23	14	0	2	195	60.9	53t	1/7	117.1
11/26	PITTSBURGH	23	16	0	1	236	69.6	36	3/23	117.3
12/6	at Jacksonville	33	14	0	2	250	42.4	45	5/38	89.2
12/14	at San Francisco	9	3	0	0	35	33.3	16	1/5	46.1
12/20	ATLANTA			INACTIVE - INJURY						
12/27	at Baltimore			RESERVE - INJURED						
SEASON TOTALS		304	173	6	11	2,178	56.9	98t	37/222	83.5

BATCH'S CAREER STATISTICS

Regular Season

PASSING	Att.	Comp.	Pct.	Yds.	LG	TD	Int.	Sacks-Lost	Record/	
									Rtg.	Start.
1998 Detroit (NFC)	304	173	57.1	2,178	98t	11	6	37-222	83.5	5-7
1999 Detroit (NFC)	270	151	55.9	1,957	74t	13	7	36-186	84.1	6-4
2000 Detroit (NFC)	412	221	53.6	2,489	59	13	15	41-242	67.3	8-7
2001 Detroit (NFC)	341	198	58.1	2,392	76	12	12	33-176	76.8	0-9
2002 Pittsburgh (AFC)	0	0	0.0	0	--	0	0	0-0	0.0	0-0
2003 Pittsburgh (AFC)	8	4	50.0	47	22	0	0	1-2	68.2	0-0
2004 Pittsburgh (AFC)	0	0	0.0	0	--	0	0	0-0	0.0	0-0
NFL Totals	1,335	747	56.0	9,063	98t	49	40	148-828	76.7	19-27
Steelers Totals	8	4	50.0	47	22	0	0	1-2	68.2	0-0

RUSHING	No.	Yds.	Avg.	LG	TD
1998 Detroit (NFC)	41	229	5.6	17	1
1999 Detroit (NFC)	28	87	3.1	12	2
2000 Detroit (NFC)	44	199	4.5	19	2
2001 Detroit (NFC)	12	45	3.8	12	0
2002 Pittsburgh (AFC)	0	0	0.0	--	0
2003 Pittsburgh (AFC)	1	11	11.0	11	0
2004 Pittsburgh (AFC)	0	0	0.0	--	0
NFL Totals	126	571	4.5	19	5
Steelers Totals	1	11	11.0	11	0



49 MARCO BATTAGLIA

TIGHT END



HEIGHT-6-3

WEIGHT-250

COLLEGE-Rutgers

BIRTHDATE-January 25, 1973

BIRTHPLACE-Queens, N.Y.

HOW ACQUIRED-FA-'05 (Originally with Steelers FA-'02)

NFL EXPERIENCE-8th Year

GAMES PLAYED-STARTED/POSTSEASON-'96 (16-0/0-0), '97 (16-0/0-0), '98 (16-0/0-0), '99 (16-0/0-0), '00 (16-10/0-0), '01 (11-1/0-0), '02 (3-0/1-0), '03 (2-0/0-0), '04 (DNP)

CAREER TOTALS/POSTSEASON: (94-11)

STEELERS TOTALS/POSTSEASON: 1-0 (1-0)

PRO: Signed with the team on April 7, 2005 to add depth at tight end...was originally selected by the Cincinnati Bengals in the second round (39th overall) of the 1996 NFL Draft from Rutgers...spent the majority of his first six seasons with the Bengals before being released on Dec. 10, 2001...was claimed by the Washington Redskins the next day, where he finished the 2001 season...signed with the Tampa Bay Buccaneers on March 19, 2002, as an unrestricted free agent but was released early that season...signed with Steelers on Dec. 10, 2002, after starting tight end Mark Bruener was placed on reserve/injured following knee surgery...played in one game with the Steelers in 2002 but did not catch a pass...signed with the Carolina Panthers on Dec. 2, 2003, where he remained until the end of the season...in eight NFL seasons, has played in 96 games with 11 starts and has 71 career receptions for 660 yards and two touchdowns. **2004:** Did not play. **2003:** Signed as an unrestricted free agent by Miami (3/25)...attended training camp with the Dolphins prior to being released before the start of the regular season (9/6)...was signed as a free agent by Carolina during the season (12/2) after a season-ending knee injury to rookie Mike Seidman...during the regular season, he played in two games, did not play in one game, and was inactive for one contest... was inactive for all four postseason games...12/7 at Atlanta: played on special teams...12/14 at Arizona: did not play...12/21 vs. Detroit: played on offense and special teams...12/28 at N.Y. Giants: was inactive. **2002:** Signed with Tampa Bay as an unrestricted free agent (3/19)...appeared in the Buccaneers first two games and was inactive for a third contest before being released (9/24)...signed by Pittsburgh (12/10) after Mark Bruener was placed on injured reserve...was inactive for one contest and dressed but did not play in another...12/29 vs. Baltimore: saw action in season finale...1/5/03 vs. Cleveland: played in first postseason game of NFL career in the AFC Wild Card contest...inactive for AFC divisional playoffs at Tennessee (1/11/03). **2001:** Played in 11 games with one start for Cincinnati and Washington and finished with 14 receptions for 127 yards...tallied 13 catches for 118 yards in eight contests with the Bengals and added one reception for nine yards in three games with the Redskins...saw action in the first eight contests of the season with one start for Cincinnati...10/21 vs. Chicago: started as Bengals opened with two tight ends and



responded with career highs of four catches and 57 receiving yards...11/11 at *Jacksonville*: equaled career-best of four receptions for 33 yards...had streak of 88-consecutive games played snapped and missed first game in six NFL seasons when he did not play versus Tennessee (11/18) after being placed on the Reserve/Non Football Injury list (11/17) after undergoing an appendectomy...waived by Cincinnati (12/10)...claimed off waivers by Washington (12/11) where he spent the remainder of the season. **2000**: Played in all 16 games and made a career-high 10 starts...totaled 13 receptions for 105 yards...Bengals special teams captain for the third straight year...responsible for one special teams tackle...contributed to Cincinnati offense that ranked second in the NFL in rushing (144.6 yards per game)...12/3 vs. *Arizona*: efforts helped Bengals rush for 292 yards, the third-highest mark in team history. **1999**: Played in all 16 games and posted career highs with 14 catches and 153 receiving yards...named the Bengals special teams captain for the second consecutive year...blocking helped Cincinnati finish sixth in the NFL in rushing yards (2,051) and third in yards per rush (4.6)...member of kickoff return unit that helped Tremain Mack post an AFC-leading 27.1-yard average...10/3 vs. *St. Louis*: produced season-high three receptions for 30 yards...11/7 vs. *Seattle*: matched season high with three catches for 24 yards...12/5 vs. *San Francisco*: hauled in a season-long 30-yard reception. **1998**: Played in all 16 games and notched 10 receptions for 47 yards and one touchdown...named the Bengals special teams captain...collected eight special teams tackles...gathered two special teams tackles apiece at Baltimore (9/27) and versus Pittsburgh (10/11)...11/1 vs. *Denver*: made two catches for four yards, including a one-yard fingertip catch of a Neil O'Donnell pass for a touchdown. **1997**: Played in all 16 games and recorded 12 catches for 149 yards and one touchdown...contributed four tackles and a fumble recovery on special teams...11/23 vs. *Jacksonville*: made fumble recovery on kickoff coverage that led to a Bengals touchdown...12/21 vs. *Baltimore*: registered a season-high 42 receiving yards, the second-highest total of his career, and posted a career-long 34-yard reception to set up his first-career touchdown, an eight-yard catch from Boomer Esiason. **1996**: Played in all 16 games and caught eight passes for 79 yards...added eight tackles and a fumble recovery on special teams...9/8 at *San Diego*: first receptions of NFL career came in second game as he hauled in two catches for 24 yards, including a long of 17...11/24 vs. *Atlanta*: recovered a muffed punt at the Falcons 13-yard line...second-round draft choice (39th overall) by Cincinnati.

COLLEGE: Four-year letterman at Rutgers (1992-95)...started 35 of the 44 games in which he played...finished career as the Scarlet Knights all-time receptions leader (171) and ranked second in receiving yards (2,221) and touchdowns (16)...earned multiple first-team All-America honors as a senior and also was named Big East Offensive Player of the Year...set school single-season records as a senior with 69 catches and 894 receiving yards, and both marks led the nation for tight ends...10 receiving touchdowns as a senior also stand as a Rutgers record...named Rutgers MVP as a junior when his 58 receptions topped the Big East...majored in sociology.

PERSONAL: Earned all-state honors at St. Francis High School in Queens, NY...saw action as a safety, linebacker and wide receiver during his prep career...led team to three-consecutive New York City Catholic League titles...was an honorary team captain for the New York City Police Department in their 41-0 win over the Tampa Bay Posse in a charity game that raised money for the NYPD's 911 Fund...Married to Maria, with a daughter, Ava...Full name: Marco Battaglia.



BATTAGLIA'S CAREER STATISTICS

Regular Season

RECEIVING	No.	Yds.	Avg.	LG	TD	KICKOFF RETURN	No.	Yds.	Avg.	LG	TD
1996 Cincinnati (AFC)	8	79	9.9	17	0	1996 Cincinnati (AFC)	1	8	8.0	8	0
1997 Cincinnati (AFC)	12	149	12.4	34	1	1997 Cincinnati (AFC)	0	0	0.0	---	0
1998 Cincinnati (AFC)	10	47	4.7	16	1	1998 Cincinnati (AFC)	1	5	5.0	5	0
1999 Cincinnati (AFC)	14	153	10.9	30	0	1999 Cincinnati (AFC)	0	0	0.0	---	0
2000 Cincinnati (AFC)	13	105	8.1	15	0	2000 Cincinnati (AFC)	0	0	0.0	---	0
2001 Cincinnati (AFC)	13	118	9.1	17	0	2001 Cincinnati (AFC)	0	0	0.0	---	0
Washington (NFC)	1	9	9.0	9	0	Washington (NFC)	0	0	0.0	---	0
2002 Pittsburgh (AFC)	0	0	0.0	---	0	2002 Pittsburgh (AFC)	0	0	0.0	---	0
Tampa Bay (NFC)	0	0	0.0	---	0	Tampa Bay (NFC)	0	0	0.0	---	0
2003 Carolina (NFC)	0	0	0.0	---	0	2003 Carolina (NFC)	0	0	0.0	---	0
NFL Totals	71	660	9.3	34	2	NFL Totals	2	13	6.5	8	0
Steelers Totals	0	0	0.0	---	0	Steelers Totals	0	0	0.0	---	0

Postseason

RECEIVING	No.	Yds.	Avg.	LG	TD	KICKOFF RETURN	No.	Yds.	Avg.	LG	TD
2002 Pittsburgh (AFC)	0	0	0.0	---	0	2002 Pittsburgh (AFC)	0	0	0.0	---	0
2003 Carolina (NFC)	0	0	0.0	---	0	2003 Carolina (NFC)	0	0	0.0	---	0
NFL Totals	0	0	0.0	---	0	NFL Totals	0	0	0.0	---	0
Steelers Totals	0	0	0.0	---	0	Steelers Totals	0	0	0.0	---	0

36 JEROME BETTIS

RUNNING BACK



HEIGHT-5-11

WEIGHT-255

COLLEGE-Notre Dame

BIRTHDATE-February 16, 1972

BIRTHPLACE-Detroit, Mich.

HOW ACQUIRED-Trade (April 20, 1996 from St. Louis Rams)

NFL EXPERIENCE-13th Year

GAMES PLAYED-STARTED/POSTSEASON-'93 (16-12/0-0), '94 (16-16/0-0), '95 (15-13/0-0), '96 (16-12/2-2), '97 (15-15/2-2), '98 (15-15/0-0), '99 (16-16/0-0), '00 (16-16/0-0), '01 (11-11/1-1), '02 (13-11/2-0), '03 (16-10/0-0), '04 (15-6/2-2)

CAREER TOTALS: 180-153 (9-7)

STEELERS TOTALS: 126-101 (9-7)

PRO: Bettis ranks fifth on the NFL's all-time rushing list with 13,294 yards...is one of six players in the NFL to rush for 13,000 yards...has become only second Steelers running back to surpass the 10,000-yard mark and is ranked second on the team's all-time rushing yardage list in nine seasons with 10,203 yards...ranks third in NFL history with 3,369 rushing attempts...has moved into second place on the Steelers'



all-time total yards from scrimmage list with 10,969 total yards. **2004:** Finished the regular season with a team-high 941 yards, just missing his ninth 1,000-yard season and seventh as a Steeler...led Steelers in rushing for the eighth time in his nine seasons with the team...**9/12 vs. Oakland:** ran for just one yard but tied a personal record by scoring three TDs, all on one-yard runs...**9/26 at Miami:** gained 12 tough yards on seven carries...added two more short TD runs, giving him five for the season...scored his sixth rushing TD of the season...**10/10 vs. Cleveland:** had a season-high 34 yards on 14 carries...**10/17 at Dallas:** scored the game-winning touchdown from two yards out, raising his TD runs to seven on the season...**10/31 vs. New England:** finished with 65 yards on 15 carries, including a long run of 29 yards...extended his string of TD runs to four games with his eighth of the season...**11/7 vs Philadelphia:** returned to the starting lineup and performed like the Bus of old...led the team with 149 yards—the fifth-highest total of his career—on 33 carries, his most attempts since Oct. 22, 2000 versus Cleveland (33)...averaged 4.5 yards a carry...**11/14 at Cleveland:** produced his second-straight 100-yard game, the 56th of his career and the 45th as a Steeler...finished with 103 yards on 29 carries and two TDs...also caught one pass for seven yards...**11/21 at Cincinnati:** continued his outstanding run while filling in for starter Duce Staley...recorded his third straight 100-yard game, gaining 129 yards on 29 carries and moving past Tony Dorsett (12,739) on the NFL's all-time rushing list...was the 57th 100-yard game of his career and his 46th as a Steeler...also caught one pass for three yards...**11/28 vs. Washington:** recorded his fourth straight 100-yard game, tying Franco Harris for the most 100-yard rushing performance in Steelers history...also moved into a tie for fifth place in the NFL for most 100-yard games with one team...was his 47th 100-yard games as a Steeler and the 58th of his career...finished with 100 yards and one TD—tying his career high of 11 in 1996—on 31 carries...had a 20-yard reception, his longest since 1996...**12/5 at Jacksonville:** finished with 17 yards on three carries for a 5.7-yard average...**12/12 vs. N.Y. Jets:** was a big factor in extending the Steelers' win streak to 11 games...ran and threw for TDs...finished with 57 yards on 10 carries, a 5.7-yard average, including a 12-yard TD run that sealed the victory for the Steelers, which set a new career mark for TDs in a season...also threw a 10-yard TD pass to tight end Jerame Tuman, the third TD pass of Bettis' career—second to Tuman (Oct. 21, 2001 at Tampa Bay)...**12/18 at N.Y. Giants:** recorded his fifth 100-rushing performance of the season, giving him 48 as a Steeler, 58th of his pro career...passed Franco Harris' previous record of 47 100-yard games...finished with 140 yards and one TD on 36 carries for a 3.9-yard average and a long of 23...also surpassed the 10,000-yard mark as a Steeler, becoming only the second Steeler running back to surpass 10,000 yards...caught one pass for three yards...**12/26 vs. Baltimore:** moved ahead of Eric Dickerson into fourth place on the all-time NFL rushing list while

CAREER HIGHLIGHTS

- ◆ 5th All-Time NFL Career Rushing Yards
- ◆ 3rd All-Time NFL Career Rushing Att.
- ◆ 2nd All-Time Steelers Rushing Yards
- ◆ 60 Career 100-yard Games
- ◆ Pro Bowl: 1995-'96 (Rams) 1997-'98, 2002, 2005
- ◆ 1996 All-Pro
- ◆ Chief Award (Cooperation with Media): 2000, 2004
- ◆ 2001 Walter Payton NFL Man of Year
- ◆ Team MVP: 1993 (Rams), 1996-'97, 2000
- ◆ 1996 NFL Alumni RB of Year
- ◆ 1993 NFL Co-Rookie of Year
- ◆ 1993 Rookie of Year (AP, PFBWA, TSN)
- ◆ 1993 First Round Draft Pick (10th overall)

racking up his sixth 100-yard rushing performance of the season—his 49th as a Steeler and the 59th of his career...finished with 117 yards on 27 carries for a 4.3-yard average...also had two receptions for 13 yards...*1/15/05 vs. N.Y. Jets:* came up big for the Steelers, rushing for just his third 100-yard game in the postseason (102, vs. Indianapolis, Dec. 29, 1996 and 105 vs. Denver, Jan. 11, 1998)...finished with 101 yards on 27 carries, a solid 3.7-yard average with one TD...also caught one pass for 21 yards...*1/23/05 vs. New England:* led the team with 64 yards and one TD on 17 carries, marking the first time in his eight starts in 2004 he did not reach the 100-yard mark...average 3.8 yards a carry, including a long of 25 yards. **2003:** Led the team in rushing with 811 yards and seven TDs on 246 carries...finished second to Hines Ward, who had 10, in TDs...also had 13 receptions for 86 yards...assumed a different role on the team at the beginning of the season but returned to his familiar starting halfback spot the seventh game of the year...*9/21 at Cincinnati:* had his most productive game of the early season...had a string of six straight carries in the third quarter that culminated in a one-yard TD burst for the eventual game-winning score...finished with 59 yards on 16 carries...*10/5 vs. Cleveland:* moved into a tie for seventh place (with Lynn Swann) on the Steelers' all-time scoring list (318 points) with his one-yard TD run...*10/12 at Denver:* scored the Steelers' only TD of the game and then added the two-point conversion...finished with 32 yards on 14 carries...also caught one pass for seven yards...*10/26 vs. St. Louis:* started his first game of the season...finished with 42 yards on 12 carries, including a long of eight yards...*11/9 vs. Arizona:* led the team with 54 rushing yards on 18 attempts, his most attempts of the season...had a couple long runs, including a 16-yard burst, his longest of the season...fumbled for the third time this year after going 220 carries without a fumble...*11/23 at Cleveland:* compiled a season-high 93 yards on 24 carries...became only the fifth player in NFL history to accumulate 3,000 rushing attempts...hit the 3,000 rushing attempt mark on his 23rd carry and surpassed it on his final carry of the game...*11/30 vs. Cincinnati:* became only the 10th player in NFL history to amass 12,000 rushing yards...also moved into sixth place on the Steelers' all-time scoring list, passing Kris Brown, with his TD run in the third quarter that gave him 338 points...finished with 62 yards on 20 carries...also had one reception for five yards...*12/7 vs. Oakland:* moved into ninth place on the NFL's all-time rushing list—passing Thurman Thomas and recorded his first 100-yard rushing performance of the season, the 53rd of his career and the 42nd as a Steeler...finished with 106 yards on 27 carries, including one TD and a long of 12 yards...also had three receptions for 19 yards...*12/14 at N.Y. Jets:* moved into eighth place on the NFL's all-time rushing list, passing Franco Harris...finished with his highest rushing average of the season, compiling 68 yards on 16 carries for a 4.3-yard average...also had three receptions for seven yards...*12/21 vs. San Diego:* moved into seventh place on the NFL's all-time rushing list, passing Marcus Allen...had his second 100-yard rushing performance of the season, the second in three games and the 54th of his career—the 43rd as a Steeler...finished with a season-high 115 yards and one TD on 32 carries, including a long of 20 yards...also had one reception for 16 yards...*12/28 at Baltimore:* surpassed Jim Brown on the NFL's all-time rushing list with a two-yard run midway through the second quarter...finished with 54 yards on 23 carries, including a long of eight. **2002:** Battled leg injuries throughout the year for his least productive season of his distinguished career...compiled 666 yards on 187 carries (3.6 avg.), which was second on the team...scored nine rushing TDs, the second-highest single-season total of his career...also caught seven passes for



57 yards...9/9 at *New England*: committed his first turnover in 760 rushing attempts in season-opener...9/15 vs. *Oakland*: totaled 41 yards on 10 carries...9/29 vs. *Cleveland*: had his most attempts to date in the season, finishing with 24 yards on 14 carries (1.7 average)...10/6 at *New Orleans*: had his most productive game of the early season...finished with 84 yards on 19 carries (4.4 avg.)...scored his first TD of the season...surpassed 11,000-career rushing yards with a 13-yard run in the second quarter...10/13 at *Cincinnati*: rushed for more than 100 yards for the 52nd time in his career (41st as a Steeler) and first of the season...finished with 109 yards on 21 carries, an impressive 5.2-yard average...scored two TDs, including a 41-yard burst, the fourth-longest TD run as a Steeler and fifth overall...10/21 vs. *Indianapolis*: began the game in impressive fashion, scoring two of the Steelers' first three TDs...finished with 33 yards on 11 carries, before leaving the game in the third quarter with a (left) knee injury...also caught one pass for seven yards...was deactivated for two straight games due to his knee injury at Baltimore (10/27) and at Cleveland (11/3)...dressed for the first time in three weeks versus Atlanta (11/10)...entered the game for one play to give Amos Zereoue a break in overtime...11/17 at *Tennessee*: had his most-active day in nearly a month...had four carries for six yards...11/24 vs. *Cincinnati*: returned to the starting lineup for the first time in five weeks...moved past O.J. Simpson into 11th place on the NFL's all-time career rushing list...finished with 79 yards on 22 carries, including a 24-yard TD run in the fourth quarter that helped seal the Steelers' victory...scored two TDs to move into eighth place on the Steelers' all-time scoring list...also had two receptions for 27 yards...12/1 at *Jacksonville*: had another strong performance despite suffering a broken nose in the second quarter...finished with 86 yards on 20 carries...also had one reception for 11 yards...12/8 vs. *Houston*: finished with 30 yards on 14 carries, including a long run of eight yards...12/15 vs. *Carolina*: scored two touchdowns to give him nine for the season, his second-highest TD total since he scored 11 in 1996...finished with 73 carries on 18 attempts, a 4.1-yard average, despite aggravating an already sore left knee on his first TD run...also had one reception for nine yards...12/23 at *Tampa Bay*: was the Steelers offensive workhorse...compiled 66 yards on 26 carries...also had one reception for minus-two yards...was deactivated in regular-season finale versus Baltimore (12/29)...1/5/03 vs. *Cleveland*: saw limited action in Wild Card game...finished with one carry for minus-two yards...1/11/03 at *Tennessee*: played sparingly in the AFC Divisional game with just three carries for six yards. **2001**: Was named to his fifth Pro Bowl...honored as the 2001 Walter Payton NFL Man of the Year for community service...was on pace for his best season until a groin injury sidelined him for the final five games of the regular season...12/2 vs. *Minnesota*: eclipsed the 1,000-yard mark for the sixth-straight season, eighth of his career...was named the AFC Offensive Player of the Month for October...9/30 at *Buffalo*: rushed for 100 yards for the 47th time in his career (36th as a Steeler)...finished with 114 yards on 22 carries, a 5.2-yard average...had a long of 30 yards...10/7 vs. *Cincinnati*: topped the 10,000-yard plateau early in the first half with a three-yard run...began the game with a 48-yard run, the third-longest run of his career...finished with 153 yards on 23 carries, a 6.7-yard average...recorded his 48th career 100-yard game—37th as a Steeler...10/14 at *Kansas City*: started slow but finished with another 100-yard performance, his third-straight of the season and the 49th of his career—38th as a Steeler...had three big runs nullified by penalties that would have given him one of his highest rushing totals...finished with 112 yards on 19 carries (his fifth 100-yard game in his career versus K.C.)...10/21 at *Tampa Bay*: contributed in all three phases of the offense—

running, receiving and passing...rushed for 143 yards on 17 carries for an 8.4-yard average, his fourth straight 100-yard contest...also threw the second TD pass of his career (his first was a 21-yard pass to Hines Ward Dec. 12, 1999 against Baltimore)...also had one reception for eight yards...passed Otis Anderson to 13th place on the NFL's all-time rushing list with a 46-yard TD run in the third quarter...*10/29 vs. Tennessee*: had his string of 100-yard games end at four but was still effective...finished with 62 yards on 19 carries and scored two TDs...*11/4 vs. Baltimore*: gained 91 yards on 23 carries for a solid 4.0-yard average...also caught one pass for eight yards...*11/11 at Cleveland*: produced his second-highest rushing total as a Steeler—and the third-highest of his career, finishing with 163 yards on 29 carries for an averaged of 5.6-yards a carry...compiled 48 yards in overtime...also had four runs of 15 or more yards including a long of 27 yards...recorded his fifth 100-yard game of the season—the 51st of his career and 40th as a Steeler...*11/18 vs. Jacksonville*: was held in check most of the day (finishing with 52 yards on 21 carries) but did manage to rip off a 40-yard burst in the final quarter to help seal the Steelers' victory...*11/25 at Tennessee*: finished with 73 yards on 21 carries...also had one reception for two yards...had two runs of 15 or more yards (17 and 15)...*12/2 vs. Minnesota*: surpassed 1,000 yards for the season on his first carry with a 12-yard burst...finished with 81 yards on 19 carries but missed most of the fourth quarter with a groin injury...also caught one pass for 16 yards...was deactivated for the final five regular-season games (Dec. 9-Jan. 6) because of his groin injury...missed the AFC Playoff game versus Baltimore (1/20) after suffering an adverse reaction from pain medication administered to his injured groin...*1/27/02 vs. New England*: returned to the starting lineup in the AFC Championship game...gained eight yards on nine carries and scored one TD...also caught two passes for 23 yards, including a long of 12 yards. **2000**: Answered his critics with his best season in two years...was selected as the team MVP and the recipient of the Pro Football Writers of America Pittsburgh Chapter's Chief Award for cooperation with the media...finished with 1,341 yards, his highest rushing total in two seasons and the fourth-best season in Steelers history...scored a team-high eight TDs...missed most of the preseason with a bruised knee...*9/3 vs. Baltimore*: was held to just eight yards on nine carries in season-opener...*9/17 at Cleveland*: compiled his first 100-yard game of the season—the 40th of his career and his 29th as a Steeler...finished with 133 yards on 24 carries for a 5.5-yard average...threw a costly interception to thwart a potential score when the Steelers recovered a fumble deep in Cleveland territory...also caught one pass for 11 yards...*9/24 vs. Tennessee*: had a solid performance, rushing for 77 yards and a TD...also caught three passes for 20 yards...averaged 4.1 yards a carry...*10/1 at Jacksonville*: powered his way to nearly another 100-yard performance...finished with 97 yards on 28 carries, including a long run of 20 yards...also rushed for two TDs...*10/8 at N.Y. Jets*: recorded his second 100-yard game of the season—the 41st of his career and 30th as a Steeler...finished with 107 yards on 25 carries...extended his streak of scoring a touchdown to four-consecutive games...*10/15 vs. Cincinnati*: compiled his second consecutive 100-yard performance, giving him 42 for his career and 31 as a Steeler...finished with 101 yards on 29 carries for a 3.5-yard average...*10/22 vs. Cleveland*: rushed for his third consecutive 100-yard game...finished with 105 yards on 33 carries...scored his sixth TD of the season...*10/29 at Baltimore*: redeemed himself from the first game against the Ravens, finishing with a respectable 65 yards on 18 carries...*11/12 vs. Philadelphia*: recorded his fifth 100-yard performance of the season—the 44th of his career and 33rd as a Steeler...finished with



a season-high 134 yards and one TD on 30 carries...moved into tie for 12th place (with Elbie Nickel) on the Steelers' all-time scoring list with 222 points...also had two receptions for four yards...*11/19 vs. Jacksonville*: ran well despite totaling only 57 yards on 12 carries...had two runs of 15 or more yards (17 and 16 yards)...averaged 4.8 yards a carry...*11/26 at Cincinnati*: eclipsed the 1,000-yard barrier for the season in the third quarter...just missed his sixth 100-yard game of the season, finishing with 93 yards on 23 carries, a solid 4.0-yard average...*12/3 vs. Oakland*: registered his sixth 100-yard performance of the season, the 45th of his career and the 34th as a Steeler...had three rushes of 15 or more yards, the most in a game during the season...produced a season-long 30-yard run...also caught one pass for 13 yards...*12/16 vs. Washington*: recorded his seventh 100-yard rushing performance of the season, the 46th of his career and the 35th as a Steeler...finished with 104 yards on 25 carries for a 4.2-yard average...had a long of 23 yards. **1999**: Recorded his sixth 1,000-yard rushing season—and fourth as a Steeler...finished with 1,091 yards on 299 carries for a 3.6-yard average...scored a team-high seven rushing TDs...missed all of the preseason due to a knee injury...was placed on the active non-football injury list prior to the start of training camp (7/30)...had arthroscopic surgery Aug. 3 on left knee to repair a slight tear to his lateral meniscus...was moved to the active roster (8/30)...*9/12 vs. Cleveland*: returned to active duty in surprisingly grand fashion in the season-opener...had not taken a snap during the preseason but rushed for a game-high 89 yards on 18 carries, an impressive 4.9 yards a carry...*9/19 at Baltimore*: rebounded from the previous week without any difficulty...finished with 46 yards on 16 carries...moved into second place on the Steelers' all-time rushing list, passing John Henry Johnson (4,383)...*9/26 vs. Seattle*: led the team with 39 yards on 11 carries, including a long of 20 yards, his 11th-longest run as a Steeler...*10/3 vs. Jacksonville*: compiled his second-highest rushing total of the early season, despite having a few big runs nullified because of penalties...led the team with four receptions for 27 yards, including a long of 17...*10/10 at Buffalo*: had his second-lowest rushing output of the season...finished with 24 yards on 13 carries...scored his first TD of the season on a one-yard plunge that pulled the Steelers to within three points, 24-21, late in the game...had two receptions for 10 yards...*10/17 at Cincinnati*: recorded his first 100-yard game of the season, finishing with 111 yards on 26 carries...also scored two TDs for the first time in a game this season...*10/25 vs. Atlanta*: rushed for 80 yards on 23 carries in Monday Night game...*11/7 at San Francisco*: finished with 53 yards and two TDs on 18 carries...produced his longest TD run of the season, a 22-yard burst in the fourth quarter...scored two touchdowns for the second time this season and the second time in three games...*11/16 vs. Cleveland*: produced his second-highest rushing total to that point of the season but fell one yard short of the 100-yard barrier...rushed for 99 yards on 26 carries, (3.8 avg.)...also caught one pass for seven yards...*11/21 at Tennessee*: rushed for 88 yards on 14 carries for a season-high 6.3-yard average...had a season-long 35 yard run, the sixth longest run of his career...*11/28 vs. Cincinnati*: finished with 81 yards on 22 carries (3.7 avg.)...also caught one pass for six yards...*12/2 at Jacksonville*: was held to a season-low 23 yards on 12 carries...also had one reception for 14 yards...*12/12 vs. Baltimore*: proved his versatility by running, catching and throwing in the game...ran for 39 yards on 13 carries and caught four passes for 11 yards...also threw his first career TD pass to Hines Ward, a 21-yarder, to give the Steelers the first score of the game...*12/18 at Kansas City*: averaged 3.3 yards a carry...finished with 63 yards on 19 carries, including a long of 13 yards...also caught one pass for nine yards...*12/26 vs. Carolina*: had



his most productive game of the season...rushed for his second 100-yard game of the season—his 28th as a Steeler and 39th for his career...finished with 137 yards on 33 carries, both season highs, and a touchdown...also caught a pass for minus-three yards...1/2/00 vs. *Tennessee*: rushed for 61 yards and one TD on 15 carries, despite suffering a deep thigh bruise against Tennessee (1/2)...averaged 4.1 yards a carry. **1998**: Recorded his third consecutive 1,000-yard season...ran for 1,185 yards on 316 carries (3.8 avg.)...also had three TDs (all rushing)...finished with 16 receptions for 90 yards...ranked seventh in the AFC and 12th overall in rushing...9/6 vs. *Baltimore*: carried 23 times for 41 yards in the season-opener...produced a long run of nine yards...9/13 vs. *Chicago*: recorded his 32nd career 100-yard game and his 21st as a Steeler...finished with 131 yards on 21 carries and a touchdown, including a long run of 42 yards...averaged 6.2 yards a carry...9/20 vs. *Miami*: had his second sub-100 yard game, rushing for 48 yards on 13 carries...9/27 vs. *Seattle*: recorded his 33rd career 100-yard game—his 22nd as a Steeler...rushed for 138 yards, third-highest total as a Steeler at the time...averaged 4.9 yards a carry with a long of 23 yards...10/11 at *Cincinnati*: was well on his way to another 100-yard game before suffering a knee injury in the second quarter...compiled 55 yards on 11 carries for a 5.0-yard average before his injury...10/18 vs. *Baltimore*: was deactivated Sunday because of his knee injury...10/26 at *Kansas City*: returned from his one-game absence with a stellar performance on Monday Night...rushed for 119 yards on 33 carries—the 34th of his career and 23rd as a Steeler...also caught two passes for four yards...11/1 vs. *Tennessee*: gained a season-low 26 yards on 11 carries...11/9 vs. *Green Bay*: rambled to his fourth 100-yard game, the 35th of his career and the 24th as a Steeler in a Monday Night game...also registered his seventh consecutive 100-yard game on Monday Night Football...rushed for 100 yards on 34 carries...also had one reception for 26 yards...11/15 at *Tennessee*: was held to 29 yards on 14 carries, his second-lowest total of the year...also had two receptions for 10 yards...11/22 vs. *Jacksonville*: finished with 77 yards on 26 carries...also had one reception for 10 yards...11/26 at *Detroit*: was held to 67 yards on 26 carries (2.6 avg.) on Thanksgiving Day...tipped a pass to Will Blackwell who raced untouched for a 15-yard TD...12/6 vs. *New England*: rushed for 48 yards on 12 carries, his fourth straight sub-100 yard rushing performance...12/13 at *Tampa Bay*: finished with 63 yards on 17 carries, a 3.7-yard average...also had one reception for seven yards...12/20 vs. *Cincinnati*: recorded his first 100-yard performance since the Nov. 9 Green Bay contest...finished with 104 yards on 21 carries (5.0 yards a carry)...12/28 at *Jacksonville*: compiled his highest rushing totals of the season on Monday Night in the season-finale, finishing with 139 yards on 26 carries...also caught a season-high four passes for 24 yards. **1997**: Named 1997 Steelers MVP for second consecutive year...became third running back in team history to earn the MVP award and first Steeler since Terry Bradshaw to win the award two years in a row...1/3/98 vs. *New England*: finished with 67 yards on 25 carries in AFC Divisional round...1/11/98 vs. *Denver*: had a career-high 105 yards in postseason in the AFC Championship Game...named to fourth Pro Bowl (second as a Steeler)...finished season with 1,665 yards rushing, just 26 yards shy of a team record for most yards in a single season, set by Barry Foster in 1992...ranked second in the AFC and third in the NFL with 1,665 yards rushing...reached 1,000 yards in just nine games to become fastest running back in Steelers history to eclipse the mark...became third player in NFL history to score two touchdowns in overtime in the same season, tying Michael Timpson (Philadelphia 1991, '93) and John Jefferson (San Diego 1978, '80)...rushed for season-high 164 yards against



Indianapolis...named AFC Offensive Player of the Month for October...11/30 at *Arizona*: had career-best three rushing touchdowns in one game in which he also had 36 rushing attempts, the second-most attempts in a game in team history...finished season with 375 rushing attempts, the second most in one season in team history. **1996**: Earned Steelers MVP and NFL Alumni Running Back of the Year honors...named All-Pro by *College & Pro Football Weekly* and *USA Today*, named AFC All-Conference by *Football Digest*, *Football News*, and United Press International...was the AFC Offensive Player of the Month (November)...selected as a member of All (John) Madden Team...became first NFL back to surpass 1,000 yards in 1996 and finished with a then career-high 1,431 yards...completed the season with 1,553 total yards from scrimmage, 10 100-yard games, 1,431 rushing yards on 320 carries and 11 touchdowns, all of which were second highest single-season marks in team history...had only nine carries in final two games due to an ankle injury, but still had third-best rushing total in NFL...became first running back to have three 100-yard games on Monday Night Football in single season...compiled five consecutive 100-yard games (Weeks 2-6), the most since Franco Harris had six in Weeks 7-12 in 1972...split time with Erric Pegram through first three games...9/8 vs. *Baltimore*: rushed for his first 100-yard game as a Steeler, his first 100-yard game since a contest against Atlanta (10/2/94)...also scored first rushing TD since 12/17/94 against Washington...9/16 vs. *Buffalo*: tied third-best game of career at that time with 133 yards on 20 carries in first Monday night game of career...added two rushing TDs, including 43-yard score that also was the longest rush since his rookie season...his two TDs were also a career single-game high at the time...11/3 vs. *St. Louis*: added 50-yard TD run, at the time, the longest run by a Steeler since Barry Foster had a 69-yard rush at Green Bay (9/27/92) and the longest rushing TD since Foster's 54-yard rushing TD versus the New York Jets (9/13/92)...1/5/97: at *New England*: gained 102 yards and two TDs in first postseason appearance, but suffered ankle injury that limited him to 43 yards. **1995**: Started 13 games and led Rams in rushing for third consecutive season with 637 yards...became fourth player in team history and first since Eric Dickerson (1983-86) to lead team for three consecutive seasons...missed first game of career with Game 7 ankle injury to break streak of 40 games played...9/10 vs. *New Orleans*: received Rams' game ball after rushing for 83 yards on 20 carries...9/17 at *Carolina*: scored his first rushing TD of season...9/24 vs. *Chicago*: gained another 74 yards on 22 carries, including 60 in second half alone two weeks later...10/12 vs. *Atlanta*: had game-high 19 carries for 88 yards...10/29 at *Philadelphia*: left game in third quarter with sprained left foot...11/5 at *New Orleans*: missed following game on inactive list, the first game he missed during career...11/12 vs. *Carolina*: returned as starter and responded with season-high 91 yards on 21 carries and one TD...scored the first TD in the St. Louis Trans World Dome with a one-yard run...produced season-long—and second longest of his career—run of 41 yards...11/19 at *Atlanta*: also had a season-high three receptions...12/10 vs. *Buffalo*: saw limited action, rushing only once for three yards in second quarter for lowest output of career...12/17 vs. *Washington*: scored third TD of season on fourth-down play...12/24 vs. *Miami*: had season-high 25 yards receiving, including long of 19 yards...reported late to training camp in contract dispute (8/4). **1994**: Registered second consecutive 1,000-yard rushing season by collecting 1,025 yards on 319 carries, finishing fourth in NFC and ninth in NFL...named to NFC Pro Bowl squad for second consecutive year; first Rams running back since Eric Dickerson (1985-96) to earn honor in first two NFL seasons and first Rams player to earn back-to-back honors since tackle Jackie Slater (1988-89)...was one of

Emmitt Smith and Thurman Thomas with league-high seven 100-yard games (most by Rams running back since Charles White had seven in 1987)...10/3 vs. *New Orleans*: registered first 100-yard game of career with 102 yards...12/12 vs. *New Orleans*: became eighth-rookie back in NFL history to run for 200 yards in a single game with career-high 212-yard performance...was first rookie to accomplish feat since Bo Jackson ran for 221 yards against Seattle in 1987...1/2/94 vs. *Chicago*: set Rams' record for most attempts rushing in a single game with 39 carries for 146 yards in season finale...became only second back in 22 games to rush for more than 100 yards against a Dave Wannstedt-coached defense...had five catches for career-high 71 yards...registered career-high 217 yards from scrimmage against Chicago (146 rushing, 71 receiving)...was the 10th-overall selection in the 1993 NFL Draft.

COLLEGE: Finished college career at Notre Dame with 337 carries for 1,912 yards (5.7 avg.), 27 TDs and 32 receptions for 429 yards (13.4 avg.)...closed college career with 75 yards on 20 carries and two TDs versus Texas A&M in Cotton Bowl.

PERSONAL: Played linebacker and running back for McKenzie High...rated top player in state by *Detroit Free Press* and was Gatorade Circle of Champions Michigan Player of Year as senior...was subject of 80 football cards in 1993, the most of any rookie in NFL history...is an avid bowler...has lifetime average of better than 200 and has bowled a perfect game...was introduced to sports by parents to keep him off the streets...has a daughter (Jada)...Full name: Jerome Abram Bettis.

Bettis' Career Single-Game Highs

Regular Season	Postseason
Yards Rushing- 212 (12/12/93 at New Orleans)	Yards Rushing- 105 (1/11/98 vs. Denver)
Rushing Attempts- 39 (1/2/94 vs. Chicago)	Rushing Attempts- 27 (1/15/05 vs. N.Y.Jets)
Longest Run- 71t (12/12/93 at New Orleans)	Longest Run- 25 (1/23/05 vs. New England)
TDs Rushing- 3 (9/12/04 vs. Oakland, 11/30/97 at Arizona)	TDs Rushing- 2 (12/29/96 vs. Indianapolis)
100-yard Games- 60 (49 as a Steeler)	100-yard Games- 1 (1/15/05 vs. N.Y. Jets, 1/11/98 vs. Denver)
Receptions- 6 (11/6/94 vs. Denver)	Receptions- 2 (1/5/97 vs. New England)
Yards Receiving- 71 (1/2/94 vs. Chicago)	Yards Receiving- 21 (1/15/05 vs. N.Y.Jets)
Longest Reception- 34 (10/16/94 vs. N.Y. Giants)	Longest Reception- 21 (1/15/05 vs. N.Y.Jets)

Jerome Bettis All-Time vs. The NFL

Team	G	Att.	Yds.	Avg.	TD	Team	G	Att.	Yds.	Avg.	TD
Arizona	3	75	323	4.3	4	Miami	4	53	200	3.8	0
Atlanta	9	160	686	4.3	2	New England	4	63	228	3.6	0
Baltimore	14	253	947	3.7	2	New Orleans	6	122	594	4.9	2
Buffalo	4	56	274	3.7	3	N.Y. Giants	4	92	300	3.3	1
Carolina	5	99	378	3.8	5	N.Y. Jets	4	59	244	4.1	1
Chicago	4	90	358	4.0	2	Oakland	5	52	289	5.6	3
Cincinnati	18	401	1,725	4.3	16	Philadelphia	4	93	209	2.2	1
Cleveland	11	230	907	3.9	7	Pittsburgh	1	16	76	4.8	1
Dallas	2	20	71	3.6	1	St. Louis	2	31	171	5.5	2
Denver	3	71	250	3.5	2	San Diego	4	84	275	3.3	1
Detroit	2	49	180	3.7	0	San Francisco	9	129	493	3.8	6
Green Bay	4	68	193	2.8	0	Seattle	3	56	227	4.1	0
Houston	1	14	30	2.1	0	Tampa Bay	4	73	295	4.0	1
Indianapolis	3	52	228	4.4	3	Tennessee	14	209	744	3.6	4
Jacksonville	14	264	957	3.6	3	Washington	6	122	493	4.0	3
Kansas City	7	154	639	4.1	1						



BETTIS' GAME-BY-GAME STATISTICS

RUSHING

RECEIVING

2004

Date	Opponent	No.	Yds.	Avg.	Lg.	TD	No.	Yds.	Avg.	Lg.	TD
9/12	OAKLAND	5	1	0.2	1t	3	0	0	0.0	—	0
9/19	at Baltimore	0	0	0.0	—	0	0	0	0.0	—	0
9/26	at Miami	7	12	1.7	4	0	0	0	0.0	—	0
10/3	CINCINNATI	6	9	1.5	7	2	0	0	0.0	—	0
10/10	CLEVELAND	14	34	2.4	8	1	0	0	0.0	—	0
10/17	at Dallas	5	8	1.6	2t	1	0	0	0.0	—	0
10/31	NEW ENGLAND	15	65	4.3	29	1	0	0	0.0	—	0
11/7	PHILADELPHIA	33	149	4.5	24	0	0	0	0.0	—	0
11/14	at Cleveland	29	103	3.6	7	2	1	7	7.0	7	0
11/21	at Cincinnati	29	129	4.4	11	0	1	3	3.0	3	0
11/28	WASHINGTON	31	100	3.2	16	1	1	20	20.0	20	0
12/5	at Jacksonville	3	17	5.7	8	0	0	0	0.0	—	0
12/12	N.Y. JETS	10	57	5.7	12t	1	0	0	0.0	—	0
12/18	at N.Y. Giants	36	140	3.9	23	1	1	3	3.0	3	0
12/26	BALTIMORE	27	117	4.3	11	0	2	13	6.5	9	0
1/20	at Buffalo	INACTIVE									
SEASON TOTALS		250	941	3.8	29	13	6	46	7.7	7	0
POSTSEASON											
1/15	N.Y. JETS	27	101	3.7	13	1	1	21	21.0	21	0
1/23	NEW ENGLAND	17	64	3.8	25	1	0	0	0.0	—	0
POSTSEASON TOTALS		44	165	3.8	25	2	1	21	21.0	21	0

2003

Date	Opponent	No.	Yds.	Avg.	Lg.	TD	No.	Yds.	Avg.	Lg.	TD
9/7	BALTIMORE	4	14	3.5	11	0	0	0	0.0	—	0
9/14	at Kansas City	4	7	1.8	4	0	0	0	0.0	—	0
9/21	at Cincinnati	16	59	3.7	8	1	0	0	0.0	—	0
9/28	TENNESSEE	3	6	2.0	3	0	0	0	0.0	—	0
10/5	CLEVELAND	3	8	2.7	4	1	0	0	0.0	—	0
10/12	at Denver	14	34	2.4	7	1	1	7	7.0	7	0
10/26	ST. LOUIS	12	42	3.5	8	0	0	0	0.0	—	0
11/2	at Seattle	17	50	2.9	12	0	0	0	0.0	—	0
11/9	ARIZONA	18	54	3.0	16	0	1	8	8.0	8	0
11/17	at San Francisco	13	39	3.0	14	1	2	15	7.5	11	0
11/23	at Cleveland	24	93	3.9	21	0	1	9	9.0	9	0
11/30	CINCINNATI	20	62	3.1	9	1	1	5	5.0	5	0
12/7	OAKLAND	27	106	3.9	12	1	3	19	6.3	9	0
12/14	at N.Y. Jets	16	68	4.3	10	0	3	7	2.3	8	0
12/21	SAN DIEGO	32	115	3.6	20	1	1	16	16.0	16	0
12/28	at Baltimore	23	54	2.3	8	0	0	0	0.0	—	0
SEASON TOTALS		246	811	3.3	21	7	13	86	6.6	16	0

BETTIS' GAME-BY-GAME STATISTICS (cont.)

		RUSHING					RECEIVING				
2002											
Date	Opponent	No.	Yds.	Avg.	Lg.	TD	No.	Yds.	Avg.	Lg.	TD
9/9	at New England	8	35	4.4	16	0	0	0	0.0	—	0
9/15	OAKLAND	10	41	4.1	8	0	1	5	5.0	5	0
9/29	CLEVELAND	14	24	1.7	5	0	0	0	0.0	—	0
10/6	at New Orleans	19	84	4.4	13	1	0	0	0.0	—	0
10/13	at Cincinnati	21	109	5.2	41	2	0	0	0.0	—	0
10/21	INDIANAPOLIS	11	33	3.0	7	2	1	7	7.0	7	0
10/27	at Baltimore	INACTIVE									
11/3	at Cleveland	INACTIVE									
11/10	ATLANTA	0	0	0.0	—	0	0	0	0.0	—	0
11/17	at Tennessee	4	6	1.5	2	0	0	0	0.0	—	0
11/24	CINCINNATI	22	79	3.6	24	2	2	27	13.5	15	0
12/1	at Jacksonville	20	86	4.3	13	0	1	11	11.0	11	0
12/8	HOUSTON	14	30	2.1	8	0	0	0	0.0	—	0
12/15	CAROLINA	18	73	4.1	9	2	1	9	9.0	9	0
12/23	at Tampa Bay	26	66	2.5	5	0	1	-2	-2.0	-2	0
12/29	BALTIMORE	INACTIVE									
SEASON TOTALS		187	666	3.6	41	9	7	57	8.1	15	0
POSTSEASON											
1/5	CLEVELAND	1	-2	-2.0	-2	0	0	0	0.0	—	0
1/11	at Tennessee	3	6	2.0	4	0	0	0	0.0	—	0
POSTSEASON TOTALS		4	4	1.0	4	0	0	0	0.0	—	0

2001											
<u>Date</u>	<u>Opponent</u>	<u>No.</u>	<u>Yds.</u>	<u>Avg.</u>	<u>Lg.</u>	<u>TD</u>	<u>No.</u>	<u>Yds.</u>	<u>Avg.</u>	<u>Lg.</u>	<u>TD</u>
9/6	at Jacksonville	12	28	2.3	6	0	1	2	2.0	2	0
9/30	at Buffalo	22	114	5.2	30	0	0	0	0.0	—	0
10/7	CINCINNATI	23	153	6.7	48	0	1	7	7.0	7	0
10/14	at Kansas City	19	112	5.9	30	0	1	5	5.0	5	0
10/21	at Tampa Bay	17	143	8.4	48	1	1	8	8.0	8	0
10/29	TENNESSEE	19	62	3.3	12	2	0	0	0.0	—	0
11/4	BALTIMORE	23	91	4.0	25	0	1	8	8.0	8	0
11/11	at Cleveland	29	163	5.6	27	0	1	0	0.0	—	0
11/18	JACKSONVILLE	21	52	2.5	40	0	0	0	0.0	—	0
11/25	at Tennessee	21	73	3.5	17	0	1	2	2.0	2	0
12/2	MINNESOTA	19	81	4.3	22	1	1	16	16.0	16	0
12/9	N.Y. JETS	INACTIVE									
12/16	at Baltimore	INACTIVE									
12/23	DETROIT	INACTIVE									
12/30	at Cincinnati	INACTIVE									
1/6	CLEVELAND	INACTIVE									
SEASON TOTALS		225	1,072	4.8	48	4	8	48	6.0	16	0
POSTSEASON											
1/20	BALTIMORE	DNP									
1/27	NEW ENGLAND	9	8	0.9	1	4	2	23	11.5	12	0
POSTSEASON TOTALS		9	8	0.9	1	4	2	23	11.5	12	0

BETTIS' GAME-BY-GAME STATISTICS (cont.)**RUSHING****RECEIVING****2000**

Date	Opponent	No.	Yds.	Avg.	Lg.	TD	No.	Yds.	Avg.	Lg.	TD
9/3	BALTIMORE	9	8	0.9	4	0	1	7	7.0	7	0
9/17	at Cleveland	24	133	5.5	15	1	0	0	0.0	—	0
9/24	TENNESSEE	19	77	4.1	23	1	3	20	6.7	11	0
10/1	at Jacksonville	28	97	3.5	20	2	0	0	0.0	—	0
10/8	at N.Y. Jets	25	107	4.3	12t	1	0	0	0.0	—	0
10/15	CINCINNATI	29	101	3.5	13	0	0	0	0.0	—	0
10/22	CLEVELAND	33	105	3.2	9	1	0	0	0.0	—	0
10/29	at Baltimore	18	65	3.6	14	0	0	0	0.0	—	0
11/5	at Tennessee	13	42	3.2	7	0	1	12	12.0	12	0
11/12	PHILADELPHIA	30	134	4.7	19	1	2	4	2.0	8	0
11/19	JACKSONVILLE	12	57	4.8	17	0	0	0	0.0	—	0
11/26	at Cincinnati	23	93	4.0	13	1	1	-1	-1.0	-1	0
12/3	OAKLAND	24	128	5.3	30	0	1	13	13.0	13	0
12/10	at N.Y. Giants	17	39	2.3	8	0	1	7	7.0	7	0
12/16	WASHINGTON	25	104	4.2	23	0	1	25	25.0	25	0
12/24	at San Diego	26	51	2.0	9	0	2	10	5.0	7	0
SEASON TOTALS		355	1,341	3.8	30	8	13	97	7.5	25	0

1999

Date	Opponent	No.	Yds.	Avg.	Lg.	TD	No.	Yds.	Avg.	Lg.	TD
9/12	at Cleveland	18	89	4.9	14	0	1	2	2.0	2	0
9/19	at Baltimore	16	46	2.9	10	0	0	0	0.0	—	0
9/26	SEATTLE	11	39	3.5	20	0	2	9	4.5	6	0
10/3	JACKSONVILLE	20	58	2.9	11	0	4	27	6.8	17	0
10/10	at Buffalo	13	24	1.8	5	1	2	10	5.0	7	0
10/17	at Cincinnati	26	111	4.3	23	2	1	4	4.0	4	0
10/25	ATLANTA	23	80	3.5	14	0	2	14	7.0	9	0
11/7	at San Francisco	18	53	2.9	22t	2	0	0	0.0	0	0
11/14	CLEVELAND	26	99	3.8	8	0	1	7	7.0	7	0
11/21	at Tennessee	14	88	6.3	35	0	0	0	0.0	—	0
11/28	CINCINNATI	22	81	3.7	13	0	1	6	6.0	6	0
12/2	at Jacksonville	12	23	1.9	9	0	1	14	14.0	14	0
12/12	BALTIMORE	13	39	3.0	7	0	4	11	2.8	6	0
12/18	at Kansas City	19	63	3.3	13	0	1	9	9.0	9	0
12/26	CAROLINA	33	137	4.2	13	1	1	-3	-3.0	-3	0
1/2	TENNESSEE	15	61	4.1	26	1	0	0	0.0	—	0
SEASON TOTALS		299	1,091	3.6	35	7	21	110	5.2	17	0



RUSHING

RECEIVING

1998

Date	Opponent	No.	Yds.	Avg.	Lg.	TD	No.	Yds.	Avg.	Lg.	TD
9/6	at Baltimore	23	41	1.8	9	0	1	5	5.0	5	0
9/13	CHICAGO	21	131	6.2	42	1	0	0	0.0	0	0
9/20	at Miami	13	48	3.7	13	0	1	2	2.0	2	0
9/27	SEATTLE	28	138	4.9	23	0	2	-4	-2.0	4	0
10/11	at Cincinnati	11	55	5.0	13	1	0	0	0.0	0	0
10/18	BALTIMORE	INACTIVE/INJURED									
10/26	at Kansas City	33	119	3.6	13	0	2	4	2.0	3	0
11/1	TENNESSEE	11	26	2.4	10	0	1	6	6.0	6	0
11/9	GREEN BAY	34	100	2.9	12	0	1	26	26.0	26	0
11/15	at Tennessee	14	29	2.1	5	0	2	10	5.0	6	0
11/22	JACKSONVILLE	26	77	3.0	9	0	1	10	10.0	10	0
11/26	at Detroit	26	67	2.6	12	0	0	0	0.0	0	0
12/6	N. ENGLAND	12	48	4.0	14	0	0	0	0.0	0	0
12/13	at Tampa Bay	17	63	3.7	9	0	1	7	7.0	7	0
12/20	CINCINNATI	21	104	5.0	19	1	0	0	0.0	0	0
12/28	at Jacksonville	26	139	5.3	25	0	4	24	6.0	8	0
SEASON TOTALS		316	1,185	3.8	42	3	16	90	5.6	26	0

1997

Date	Opponent	No.	Yds.	Avg.	Lg.	TD	No.	Yds.	Avg.	Lg.	TD
8/31	DALLAS	15	63	4.2	9	0	0	0	0.0	—	0
9/13	WASHINGTON	27	134	4.9	19	1	1	9	9.0	9	0
9/22	at Jacksonville	21	114	5.4	19	0	0	0	0.0	—	0
9/28	TENNESSEE	18	74	4.1	18	0	1	39	39.0	39	0
10/5	at Baltimore	28	137	4.9	19	0	0	0	0.0	—	0
10/12	INDIANAPOLIS	30	164	5.5	34	1	1	14	14.0	14	0
10/19	at Cincinnati	34	135	4.0	13	1	0	0	0.0	—	0
10/26	JACKSONVILLE	28	99	3.5	19	0	3	35	11.7	17t	1
11/3	at Kansas City	17	103	6.1	30	0	2	7	3.5	7	0
11/9	BALTIMORE	24	114	4.8	33	1	0	0	0.0	—	0
11/16	CINCINNATI	25	101	4.0	15	0	1	-5	—	—	0
11/23	at Philadelphia	20	80	4.0	12	0	1	19	19.0	19t	1
11/30	at Arizona	36	142	3.9	14	3	2	19	9.5	14	0
12/7	DENVER	24	125	5.2	24	0	0	0	0.0	—	0
12/13	at New England	28	80	2.9	16	0	4	12	3.0	8	0
12/21	at Tennessee	INACTIVE									
SEASON TOTALS		375	1,665	4.4	34	7	15	110	7.3	19t	2
POSTSEASON											
1/3	NEW ENGLAND	25	67	2.7	14	0	1	7	7.0	7	0
1/11	DENVER	23	105	4.6	16	1	1	3	3.0	3	0
POSTSEASON TOTALS		48	172	3.6	16	1	2	10	5.0	7	0

RUSHING

RECEIVING

1996

Date	Opponent	No.	Yds.	Avg.	Lg.	TD	No.	Yds.	Avg.	Lg.	TD
9/1	at Jacksonville	14	57	4.1	10	0	2	14	7.0	14	0
9/8	BALTIMORE	21	116	5.5	23	1	1	6	6.0	6	0
9/16	BUFFALO	20	133	6.7	43 t	2	3	32	10.7	12	0
9/29	HOUSTON	29	115	4.0	15	0	1	-6	-	-6	0
10/7	at Kansas City	27	103	3.8	15	1	5	40	8.0	16	0
10/13	CINCINNATI	28	109	3.9	15	0	0	0	0.0	-	0
10/20	at Houston	18	65	3.6	12	0	2	2	1.0	6	0
10/27	at Atlanta	26	126	4.8	24	1	2	2	1.0	7	0
11/3	ST. LOUIS	19	129	6.8	50 t	2	0	0	0.0	-	0
11/10	at Cincinnati	21	111	5.3	27	2	0	0	0.0	-	0
11/17	JACKSONVILLE	21	53	2.5	15	1	1	1	1.0	1	0
11/25	at Miami	27	119	4.4	14	0	2	28	16.0	15	0
12/1	at Baltimore	24	105	4.4	21	0	0	0	0.0	-	0
12/8	SAN DIEGO	16	71	4.4	11	0	2	6	3.0	10	0
12/15	SAN FRANCISCO	6	9	1.5	4	1	0	0	0.0	-	0
12/22	at Carolina	3	10	3.3	9	0	1	-3	-	-3	0
SEASON TOTALS		320	1,431	4.5	50 t	11	22	122	5.5	16	0

POSTSEASON

12/29	INDIANAPOLIS	25	102	4.1	18	2	1	4	4.0	4	0
1/5	at New England	13	43	3.3	11	0	2	-1	-	2	0
POSTSEASON TOTALS		38	145	3.8	18	2	3	3	1.0	4	0

1995

Date	Opponent	No.	Yds.	Avg.	Lg.	TD	No.	Yds.	Avg.	Lg.	TD
9/3	at Green Bay	7	4	0.6	2	0	0	0	0.0	-	0
9/10	NEW ORLEANS	20	83	4.2	16	0	0	0	0.0	-	0
9/17	at Carolina	19	67	3.5	13	1	2	1	0.5	4	0
9/24	CHICAGO	22	74	3.4	14	0	1	12	12.0	12	0
10/1	at Indianapolis	11	31	2.8	9	0	2	10	5.0	8	0
10/12	ATLANTA	19	88	4.6	16	0	1	10	10.0	10	0
10/22	SAN FRANCISCO	11	34	3.1	11	0	2	7	3.5	6	0
10/29	at Philadelphia	10	27	2.7	9	0	1	3	3.0	3	0
11/5	at New Orleans	INACTIVE									
11/12	CAROLINA	26	91	3.5	9	1	1	11	11.0	11	0
11/19	at Atlanta	9	61	6.8	41	0	3	14	4.7	7	0
11/26	at San Francisco	6	20	3.3	15	0	2	7	3.5	4	0
12/3	at NY Jets	8	12	1.5	5	0	0	0	0.0	-	0
12/10	BUFFALO	1	3	3.0	3	0	0	0	0.0	0	0
12/17	WASHINGTON	8	21	2.6	6	1	1	6	6.0	6	0
12/24	MIAMI	6	21	3.5	11	0	2	25	12.5	19	0
SEASON TOTALS		183	637	3.5	41	3	18	106	5.9	19	0

1994

Date	Opponent	Rush	Yds.	Avg.	Lg.	TD	Rec.	Yds.	Avg.	Lg.	TD
9/4	Arizona	21	52	2.5	13	1	0	0	0.0	-	0
9/11	at Atlanta	24	102	4.3	14	0	2	22	11.0	11	0
9/18	San Francisco	21	104	5.0	19	1	0	0	0.0	-	0
9/25	at Kansas City	35	132	3.8	14	0	2	24	12.0	18	0
10/2	Atlanta	29	117	4.0	11	0	1	6	6.0	6	0
10/9	at Green Bay	22	65	3.0	10	0	1	10	10.0	10	0
10/16	N.Y. Giants	30	88	2.9	9	0	3	62	20.7	34	0
10/23	at New Orleans	18	63	3.5	18	0	1	9	9.0	9	0
11/16	Denver	33	91	2.8	9	1	6	21	3.5	9	0
11/13	L.A. Raiders	10	13	1.3	7	0	2	26	13.0	19	0

11/20	at San Francisco	15	29	1.9	5	0	3	43	14.3	20	0
11/27	at San Diego	10	38	3.8	12	0	1	3	3.0	3	0
12/4	New Orleans	15	53	3.5	12	0	3	13	4.3	6	1
12/11	at Tampa Bay	13	23	1.8	9	0	2	16	8.0	12	0
12/18	at Chicago	8	7	0.9	4	0	1	12	12.0	12	0
12/24	Washington	15	48	3.2	11	0	3	26	8.7	11	0
SEASON TOTALS		319	1,025	3.2	19	3	21	293	14.0	34	1

1993

Date	Opponent	No.	Yds.	Avg.	Lg.	TD	No.	Yds.	Avg.	Lg.	TD
9/5	at Green Bay	5	24	4.8	7	0	1	6	6.0	6	0
9/12	Pittsburgh	16	76	4.8	29 t	1	1	-4	-4.0	0	0
9/19	at N.Y. Giants	9	33	3.7	8	0	1	1	1.0	1	0
9/26	at Houston	11	25	2.3	5	1	1	11	11.0	11	0
10/3	New Orleans	22	102	4.6	18	0	0	0	0.0	0	0
10/14	at Atlanta	19	85	4.5	20	1	3	53	17.7	27	0
10/24	Detroit	23	113	4.9	16	0	0	0	0.0	0	0
10/31	at San Francisco	21	72	3.4	11	1	1	8	8.0	8	0
11/14	Atlanta	11	27	2.5	4	0	2	10	5.0	5	0
11/21	Washington	16	86	5.4	16	0	4	44	11.0	19	0
11/28	San Francisco	18	133	7.4	41	0	2	17	8.5	17	0
12/5	at Phoenix	16	115	7.2	21	0	1	4	4.0	4	0
12/12	New Orleans	28	212	7.6	71 t	1	0	0	0.0	0	0
12/19	at Cincinnati	24	124	5.2	19	0	2	11	5.5	9	0
12/26	Cleveland	16	56	3.5	17	1	2	12	6.0	9	0
1/2/94	Chicago	39	146	3.7	14	1	5	71	14.0	28	0
SEASON TOTALS		294	1,429	4.9	71 t	7	26	244	9.4	28	0

BETTIS' CAREER STATISTICS**Regular Season**

RUSHING						RECEIVING					
	No.	Yds.	Avg.	LG	TD		No.	Yds.	Avg.	LG	TD
1993 L.A.Rams (NFC)	294*	1,429*	4.9	71 t	7	1993 L.A.Rams (NFC)	26	44	9.4	28	0
1994 L.A.Rams (NFC)	319*	1,025*	3.2	19	3	1994 L.A.Rams (NFC)	31	293	9.5	34	1
1995 St.L. Rams (NFC)	183*	637*	3.5	41	3	1995 St.L. Rams (NFC)	18	106	5.9	19	0
1996 Pittsburgh (AFC)	320*	1,431*	4.5	50 t	11	1996 Pittsburgh (AFC)	22	122	5.5	16	0
1997 Pittsburgh (AFC)	375*	1,665*	4.4	34	7	1997 Pittsburgh (AFC)	15	110	7.3	19 t	2
1998 Pittsburgh (AFC)	316*	1,185*	3.8	42	3	1998 Pittsburgh (AFC)	16	90	5.6	26	0
1999 Pittsburgh (AFC)	299*	1,091*	3.6	35	7	1999 Pittsburgh (AFC)	21	110	5.2	17	0
2000 Pittsburgh (AFC)	355*	1,341*	3.8	30	8	2000 Pittsburgh (AFC)	13	97	7.8	13	0
2001 Pittsburgh (AFC)	225	1,072*	4.8	48	4	2001 Pittsburgh (AFC)	8	48	6.0	16	0
2002 Pittsburgh (AFC)	187	666	3.6	41 t	9*	2002 Pittsburgh (AFC)	7	57	8.1	15	0
2003 Pittsburgh (AFC)	246*	811*	3.3	21	7	2003 Pittsburgh (AFC)	13	86	6.6	16	0
2004 Pittsburgh (AFC)	250*	941*	3.8	29	13*	2004 Pittsburgh (AFC)	6	46	7.7	20	0
NFL Totals	3,369	13,294	3.9	71 t	82	NFL Totals	196	1,209	6.2	34	3
Steelers Totals	2,573	10,203	4.0	50 t	69	Steelers Totals	121	766	6.3	26	2

Postseason

RUSHING						RECEIVING					
	No.	Yds.	Avg.	LG	TD		No.	Yds.	Avg.	LG	TD
1996 Pittsburgh (AFC)	38	145	3.8	18	2	1996 Pittsburgh (AFC)	3	3	1.0	4	0
1997 Pittsburgh (AFC)	48	172	3.6	16	1	1997 Pittsburgh (AFC)	2	10	5.0	7	0
2001 Pittsburgh (AFC)	9	8	0.9	4	1	2001 Pittsburgh (AFC)	2	23	11.5	12	0
2002 Pittsburgh (AFC)	4	4	1.0	4	0	2002 Pittsburgh (AFC)	0	0	0.0	—	0
2004 Pittsburgh (AFC)	44	165	3.8	25	2	2004 Pittsburgh (AFC)	1	21	21.0	21	0
NFL Totals	143	495	3.5	25	6	NFL Totals	8	57	7.1	21	0

*Team Leader



STEELERS 1,000-YARD RUSHERS BY YARDS GAINED

Name	Year	Att.	Yards
1. Barry Foster	1992	390	1,690
2. Jerome Bettis	1997	375	1,665
3. Jerome Bettis	1996	320	1,431
4. Jerome Bettis	2000	355	1,341
5. Franco Harris	1975	262	1,246
6. Franco Harris	1979	261	1,186
7. Jerome Bettis	1998	316	1,185
8. Franco Harris	1977	300	1,162
9. John Henry Johnson	1962	251	1,141

Name	Year	Att.	Yards
9. John Henry Johnson	1962	251	1,141
10. Franco Harris	1976	289	1,128
11. Jerome Bettis	1999	299	1,091
12. Jerome Bettis	2001	225	1,072
14. Franco Harris	1978	310	1,082
15. Franco Harris	1972	188	1,055
16. John Henry Johnson	1964	235	1,048
17. Rocky Bleier	1976	220	1,036
18. Franco Harris	1983	279	1,007

TOP 10 NFL CAREER RUSHING LEADERS

Player	Exp.	Att.	Yds.	Avg.	Lg.	TD
1. Emmitt Smith	15	4,409	18,355	4.2	75	164
2. Walter Payton	13	3,838	16,726	4.4	76	110
3. Barry Sanders	10	3,062	15,269	5.0	85	99
4. Curtis Martin	10	3,298	13,366	4.0	70	85
5. Jerome Bettis	12	3,369	13,294	4.0	71t	82
6. Eric Dickerson	11	2,996	13,259	4.4	85	90
7. Tony Dorsett	12	2,936	12,739	4.3	99	77
8. Jim Brown	9	2,359	12,312	5.2	80	106

NFL ACTIVE CAREER RUSHING LEADERS

Name	Years	Att.	Yards	TDs	Name	Years	Att.	Yards	TDs
1. Curtis Martin, N.Y.J.	10	3,298	13,366	85	6. Garrison Hearst, Den.	12	1,831	7,966	30
2. Jerome Bettis, Pit.	12	3,369	13,294	82	7. Edgerrin James, Ind.	6	1,828	7,720	51
3. Marshall Faulk, St.L.	11	2,771	11,987	100	8. Priest Holmes, K.C.	8	1,615	7,584	80
4. Eddie George, Dal.	9	2,865	10,441	68	9. Fred Taylor, Jac.	7	1,637	7,580	48
5. Corey Dillon, Cin.	8	2,210	9,696	57	10. Stephen Davis, Car.	8	1,725	7,326	53



72 BARRETT BROOKS

TACKLE

Steelers

HEIGHT — 6-4

WEIGHT — 325

COLLEGE — Kansas State

BIRTHDATE — May 5, 1972

BIRTHPLACE — Florissant, MO

HOW ACQUIRED — FA-'03 (Oct. 22, 2003)

NFL EXPERIENCE — 11th year

GAMES PLAYED-STARTED/POSTSEASON — '95 (16-16/2-2), '96 (16-15/1-1), '97 (16-14), '98 (16-1), '99 (16-12/1-1), '00 (16-4), '01 (0-0), '02 (2-0), '03 (0-0/0-0), '04 (6-0/0-0)

CAREER TOTALS: 103-62 (4-4)

PRO: Spent the last two seasons with the Steelers after signing originally on October 22, 2003 to help solidify an injury-riddled offensive line...has appeared in 103 games during his career, starting in 62 contests...was originally a second-round draft choice of the Philadelphia Eagles in 1995...played with the Eagles from 1995-98, playing in 64 games (46 starts)...also played for the Detroit Lions (1999-2000) and spent the 2001 training camp with the Cleveland Browns before being released. **2004:** Was active for six games in 2004...*9/12 vs. Oakland:* dressed but did not play...*10/17 at Dallas:* had a big block on the Steelers' game-winning TD run by Jerome Bettis. **2003:** Participated in the New York Giants 2003 training camp before being released during the final cuts...*11/23 at Cleveland:* dressed for the first time since being acquired. **2002:** Played two games with the Green Bay Packers after being released during training camp by the Denver Broncos.

COLLEGE: Was a three-year starter at left tackle at Kansas State (1992-1994)...earned first-team All-Big 8 honors as a senior...his club led the Big 8 in the passing offense in 1994.

PERSONAL: Married (Sonji)...has five children, Jasmine Johnson (14), Romel Brooks (14), Asia Johnson (13), Izreal Brooks (8) and Chyna Brooks (3)...a native of St. Louis, Mo...was an honorable mention all-state selection at McCluer High School in Flourissant, Mo...also lettered in basketball...born May 5, 1972 in St. Louis.



71

JOSH BURR
TACKLE**HEIGHT**—6-9**WEIGHT**—320**COLLEGE**—South Dakota**BIRTHDATE**—Sept. 8, 1976**BIRTHPLACE**—Dubuque, Iowa**HOW ACQUIRED**—FA '02**NFL EXPERIENCE**—2nd Year**GAMES PLAYED-STARTED/POSTSEASON**—'02 (ps)**CAREER TOTALS**: 0-0 (0-0)

PRO: Is a mammoth offensive lineman with excellent potential...**2004:** Injured knee while playing in NFL Europe League and missed entire NFL season...**2003:** Was released on the final roster cutdown Aug. 31 but was re-signed to the Steelers practices squad (Oct. 22) for the final 10 weeks of the season...**2002:** Spent the entire season on the team's practice squad.

COLLEGE: Was a team captain in 2001...was one of South Dakota's top offensive linemen during his final three seasons...was selected to play in the 2002 Cactus Bowl (NCAA Division II All-Star game)...was honorable mention All-North Central Conference selection in 2000...earned second-team All-NCC honors as a sophomore...was named USD Offensive MVP against North Dakota during his sophomore season...transferred from the University of Iowa in 1999...majored in mathematics.

PERSONAL: Was a defensive standout for Lancaster (Wisc.) High School...was a three-year starter at defensive end...led team to a 9-2 record and a conference title as a senior...registered 55 tackles (24 solo), nine tackles for losses, four sacks and one fumble recovery...led Lancaster to the state championship as a junior...had 20 tackles, 38 assists, eight tackles for losses, three quarterback sacks and one blocked kick...was a two-time all-Southwest Athletic League selection...is the son of Allan and Pam Burr...Full name: Josh Burr.

23 TYRONE CARTER

SAFETY



HEIGHT-5-8

WEIGHT-190

COLLEGE-Minnesota

BIRTHDATE-March 31, 1976

BIRTHPLACE-Pompano Beach, Fl.

HOW ACQUIRED-FA '04

NFL EXPERIENCE-6th Year

GAMES PLAYED-STARTED/POSTSEASON-'00 (15-7/2-1), '01 (15-7/0-0), '02 (16-7/0-0), '03 (16-10/0-0), '04 (9-0/1-0)

CAREER TOTALS: 71-31 (3-1)

PRO: Signed with the Steelers as a free agent on Oct. 20, 2004...signed with Minnesota for the 2004 season but was released Sept. 10...played with the New York Jets in 2003, posting career-high numbers in tackles (95), interceptions (2) and starts (10)...was released by Minnesota prior to 2004 season...has played in 62 career games with 31 starts during his four-year career...signed with the Jets as a free agent on 4/14/03...was originally selected by the Vikings with their second selection in the 4th round of the 2000 NFL Draft (118th overall). **2004:** 12/5 at *Jacksonville*: was credited with one special-teams assist...12/12 vs. *N.Y. Jets*: was credited with one special-teams tackle...12/26 vs. *Baltimore*: was credited with two solo special-teams tackles...1/2/05 at *Buffalo*: finished with three total tackles, all solo...played 27 defensive snaps...1/23/05 vs. *New England*: was active for his first postseason game with the Steelers, playing exclusively on special teams... **2003:** Played in all 16 games and stepped in for an injured Jon McGraw to start a career-high 10 games at FS...set career-highs with 95 tackles and two interceptions...also tied a career-high with 13 special teams tackles and added five passes defended...9/4 at *Washington*: saw extensive time in season opener following an injury to McGraw and recorded eight tackles on defense and two more on special teams...11/2 vs. *New York Giants*: posted a career-high 11 tackles along with a pass defended...11/9 at *Oakland*: tied his career-high with 11 tackles the following week...11/23 vs. *Jacksonville*: registered nine tackles...12/1 vs. *Tennessee*: posted eight tackles and picked off Steve McNair in the Jets' win on Monday Night Football...12/7 at *Buffalo*: tied his career-high again with 11 tackles...12/20 vs. *New England*: picked off a pass thrown by WR David Givens and added four tackles, a pass defended, and two special teams tackles...12/28 at *Miami*: recorded eight tackles and a pass defended in season finale. **2002:** Played in all 16 contests with seven starts...posted career-highs in tackles (50), passes defended (8), and special teams tackles (13)...9/15 vs. *Buffalo*: made first-career start at CB and posted seven tackles and a pass defended...9/22 vs. *Carolina*: started at RCB and recorded the first interception of his career when he picked off Panthers' QB Rodney Peete in the second quarter...9/29 at *Seattle*: started at SS and recorded five tackles and a quarterback hurry...11/17 vs. *Green Bay*: registered a career-high three passes defended and six tackles...12/1 vs. *Atlanta*: took over kick returning duties and returned five kicks



for 111 yards (22.2 avg.) with a long of 34... *12/8 at Green Bay*: posted a career-high three tackles on special teams. **2001**: Started seven games and saw action in 15 on the season...had six starts at FS and the other as an extra DB when the team opened in the dime package... *10/7 at New Orleans*: started as an extra DB...had a pair of passes defended... *11/19 vs. N.Y. Giants*: started at FS...had first-career sack when he caught Kerry Collins on Monday Night Football... *11/25 vs. Chicago*: notched seven tackles... *12/2 at Pittsburgh*: had season-high eight tackles... *12/16 at Detroit*: recovered second-career fumble and returned it 47 yards for a touchdown. **2000**: Played in 15 games with seven starts during his rookie campaign...earned first NFL start on the national stage when he stepped in for an injured Orlando Thomas at FS in Monday Night Football game at Green Bay (11/6)...went on to start the next six-straight games...played in both postseason games and started NFC Championship game at NY Giants (1/14/01)...started the season as the team's primary kickoff return man, setting a season-high with six returns for 134 yards (22.3 avg.) with a long of 29 vs. Tampa Bay (10/9) on Monday Night Football and also forced first-career fumble on special teams coverage in the game... *9/3 vs. Chicago*: officially began the 2000 season by returning the opening kickoff of the season-opener for 21 yards...finished the game with five returns for 124 yards (24.8 avg.) and had a career-high 38-yard long, which tied for the Vikings' season-long kickoff return (Troy Walters)... *10/29 at Tampa Bay*: saw first significant time on defense when Orlando Thomas left the game with a scapula injury and went on to post three tackles... *11/6 at Green Bay*: had season-high eight tackles (six solo) on Monday Night Football... *11/12 vs. Arizona*: forced a fumble on the Cardinals' Michael Pittman to stop Arizona's drive and had five tackles... *11/30 vs. Detroit*: recovered first-career fumble and had three tackles... *12/17 vs. Green Bay*: posted seven tackles... *1/14/01 at New York Giants*: tied regular-season high with eight tackles (seven solo) and had a pass defended in NFC Championship game.

COLLEGE: Was the first Gopher to earn consecutive All-American honors since Bobby Bell in 1961-62...during college career, was twice named the winner of the Carl Eller Award as the Gophers Defensive Player of the Year...holds the school career-records with 528 total tackles (414 solo)...his 528 career tackles are the most ever by a DB in NCAA Division 1-A, topping 481 by Mike Staid of Tulane (1991-94)...his 414 solo tackles set a Division 1-A career record for all positions, surpassing the previous of 401 mark set by Greg Garnica of Ball St. (1986-89)...was a consensus All-America as a senior in 1999...recipient of the Jim Thorpe Award, given to the nation's top DB...finalist for the Bronko Nagurski Award, given to the nation's premier defensive player...named to 1998 *Football News* and The Sports Network 1st-team All-America teams, adding 2nd-team honors from *Associated Press* and 3rd-team from *The Sporting News*...1st-team All-Big Ten selection by both coaches and media...semi-finalist for both the Jim Thorpe Award and *The Football News* National Defensive Player of the Year Award...named team's most valuable player...Majored in sociology.

PERSONAL: Graduate of Ely High in Pompano Beach, FL...*Miami Sun Sentinel* All-County defensive first-team choice as a senior...also received *Miami Herald* All-County offensive first team honors as a RB, gaining 1,349 yards...scored 23 TDs his senior year, including kickoff returns of 90, 95, and 97 yards...team MVP in both football and basketball...attended same high school as NFL LB Henri Crockett...Served as the Vikings' spokesman for the Boy Scouts in 2001...has two children, Tyrone, Jr. and Tristan...Full name: Tyrone Carter.

CARTER'S CAREER STATISTICS**Regular Season**

TACKLES	Solo	AT	Tot.	Sp.T.	Sacks	FF	FR	INTERCEPTIONS	No.	Yds.	Avg.	LG	TD
2000 Minnesota (NFC)	30	10	40	8	0.0/0	2	1	2000 Minnesota (NFC)	0	0	0.0	—	0
2001 Minnesota (NFC)	39	6	45	10	1.0/0	0	1	2001 Minnesota (NFC)	0	0	0.0	—	0
2002 Minnesota (NFC)	42	8	50	13	0.0/0	0	0	2002 Minnesota (NFC)	1	13	13.0	13	0
2003 N.Y. Jets (AFC)	53	42	95	13	0.0/0	0	0	2003 N.Y. Jets (AFC)	2	37	16.7	23	0
2004 Pittsburgh (AFC)	3	0	3	7	0.0	0	0	2004 Pittsburgh (AFC)	0	0	0.0	—	0
NFL Totals	167	66	233	51	1.0	2	2	NFL Totals	3	50	16.7	23	0

Postseason

TACKLES	Solo	AT	Tot.	Sp.T.	Sacks	FF	FR	INTERCEPTIONS	No.	Yds.	Avg.	LG	TD
2000 Minnesota (NFC)	9	1	10	3	0.0	0	0	2000 Minnesota (NFC)	0	0	0.0	—	0
2004 Pittsburgh (AFC)	0	0	0	0	0.0	0	0	2004 Pittsburgh (AFC)	0	0	0.0	—	0
NFL Totals	9	1	10	3	0.0	0	0	NFL Totals	0	0	0.0	—	0

21

RICARDO COLCLOUGH

CORNERBACK



(pronounced COKE-lee)

HEIGHT— 5-11**WEIGHT**— 186**COLLEGE**— Tusculum**BIRTHDATE**— April 18, 1982**BIRTHPLACE**— Sumter, S.C.**HOW ACQUIRED**— D2-'04 (#38)**NFL EXPERIENCE**— 2nd Year**GAMES PLAYED-STARTED/POSTSEASON**-'04 (16-0/2-0)**CAREER TOTALS**: 16-0 (2-0)

PRO: An outstanding athlete who contributed on special teams and in pass defense during his rookie season...has proven to be a solid kick returner and specialist in the defensive secondary. **2004:** 9/12 vs. *Oakland*: returned one kickoff for 23 yards...also was credited with two solo tackles and one solo special-teams tackle...logged 20 defensive plays...9/19 at *Baltimore*: accumulated extensive playing time due to an injury to Chad Scott...also played a key role in the kicking game, averaging 19.4 yards (97 total) on five kickoffs, including a long of 30 yards...finished with two tackles (both solo)...logged 25 defensive plays...9/26 at *Miami*: logged 19 defensive plays...finished with one solo tackle...also was credited with one solo special-teams tackle...10/3 vs. *Cincinnati*: averaged 27 yards (54 total) on two kickoff returns...finished with two total tackles—both solos...also was credited with one solo special-teams tackle...logged 20 defensive snaps...10/10 vs. *Cleveland*: began the game with a 48-yard kickoff return on the opening kickoff to set up the



Steelers' first score of the game...averaged 24.8 yards on four kickoff returns...was credited with one pass defended...played 29 defensive snaps...*10/17 at Dallas*: missed most of the third quarter because of dehydration...returned one kickoff for 17 yards...finished with one solo tackle and one pass defended...played all 27 defensive snaps...*10/31 vs. New England*: returned one kickoff for 23 yards...finished with one solo tackle...also was credited with a solo special-teams tackle...played 15 defensive snaps...*11/7 vs Philadelphia*: returned one kickoff for 22 yards...recorded one solo tackle and one solo special-teams tackle...played 11 defensive snaps...*11/14 at Cleveland*: was credited with one solo special-teams tackle...logged 11 defensive plays...*11/21 at Cincinnati*: returned one kickoff for 21 yards...was credited with two solo special-teams tackles...played six defensive snaps...*11/28 vs. Washington*: returned one kickoff for 22 yards...played 11 defensive snaps...finished with one solo tackle and a pass defended...*12/5 at Jacksonville*: played eight defensive snaps...*12/12 vs. N.Y. Jets*: returned two kickoffs for 27 yards...finished with one solo tackle...*12/18 at N.Y. Giants*: returned three kickoffs for 67 yards (22.3 avg.), including a long of 30 yards...was credited with one solo special-teams tackle...played two defensive snaps...*12/26 vs. Baltimore*: returned one kickoff for 25 yards...finished with three total tackles (two solos)...played eight defensive snaps...*1/2/05 at Buffalo*: registered his first career sacks—one in which he was credited for a half a sack and a solo sack on which he caused a fumble that linebacker James Harrison caught in mid-air and ran untouched for a TD...also returned one punt for 13 yards...finished with four tackles (three solos)...*1/23 vs. New England*: registered two solo special-teams tackles.

COLLEGE: Small college standout with outstanding natural talent...was heavily recruited coming out of high school, but enrolled at Kilgore (Tex.) Junior College...in just two seasons at Tusculum, he set school career-records with 15 interceptions (138 yards in returns) and 38 passes defended...recorded 106 tackles (60 solo) with seven stops behind the line of scrimmage...added 345 yards and two touchdowns on 24 punt returns (14.4 avg.) and 659 yards with a pair of scores on 23 kickoff returns (28.7 avg.)...his punt return average of 14.4 yards set a school all-time record. **2003:** Consensus All-American first-team selection...earned Small College Defensive Player of the Year honors from *The NFL Draft Report*...All-South Atlantic Conference first-team pick...started every game at left cornerback...recorded 59 tackles (37 solo) with four stops for losses of eight yards...shattered the school season-record with eleven interceptions for 111 yards (10.0 avg.) in returns, including a touchdown...returned 19 punts for 270 yards (14.2 avg.) and a touchdown...added 552 yards and a pair of scores on 19 kickoff returns (29.1 avg.). **2002:** All-South Atlantic Conference second-team choice...started the first nine games at left cornerback...recorded 47 tackles (23 solo) with three stops behind the line of scrimmage and 12 pass deflections...intercepted four passes for 27 yards in returns...gained 107 yards on four kickoff returns (26.8 avg.) and 75 yards and a touchdown on five punt returns (15.0 avg.). **(JUNIOR COLLEGE) 2001:** Earned All-American and All-Conference honors at Kilgore (Tex.) Junior College...averaged 40 yards per kickoff return including five touchdowns and had four interceptions in his final season at Kilgore, starting 12 games. **2000:** Played in 10 games, earning five starts, as a freshman...majored in sports management.

PERSONAL: Attended Sumter (S.C.) High...was an All-Conference and All-Area standout...played in the North/South All-Star game...led Sumter to the region title as a senior...is the son of Carol Colclough...Full name: Ricardo Sanchez Colclough.



48 MATT CUSHING

FULLBACK



HEIGHT-6-4

WEIGHT-251

COLLEGE-Illinois

BIRTHDATE-July 2, 1975

BIRTHPLACE-South Bend, Ind.

HOW ACQUIRED-FA-'99

NFL EXPERIENCE-7th Year

GAMES PLAYED-STARTED/POSTSEASON- '99 (7-2/0-0), '00 (7-1/0-0), '01 (13-3/2-1), '02 (6-0/2-0), '03 (4-0), '04 (16-0/2-0)

CAREER TOTALS: 53-6 (6-1)

PRO: Cushing has been resilient during his pro career...earned a spot on the 53-man roster again because of his versatility and hard work...is the team's emergency fullback...made switch to fullback prior to 2005 season...played tight end but also served as the team's emergency fullback. **2004:** 11/7 vs. *Philadelphia*: had one reception for 17 yards, his first reception since Dec. 23, 2002 at Tampa Bay...11/14 at *Cleveland*: filled in admirably once again for fullback Dan Kreider, who left the game early in the first half with a shoulder injury...11/21 at *Cincinnati*: returned one kickoff for 13 yards on a short kickoff...1/2/05 at *Buffalo*: returned another short kickoff for 20 yards, his third of the season...1/23/05 vs. *New England*: returned a short kickoff for 11 yards. **2003:** Played in four games versus Baltimore (9/7), vs. Tennessee (9/21), vs. Cleveland (10/5) and at Seattle (11/2). **2002:** Was re-signed Oct. 22 to help bolster injury-depleted tight end position...was deactivated for the first two games...had one reception for four yards...10/27 at *Baltimore*: was active for the first time in the season...12/23 at *Tampa Bay*: caught one pass for four yards...was waived to make room for long snapper Dan O'Leary Sept. 24. **2001:** 11/4 vs. *Baltimore*: was activated for the first time in three weeks because of an injury to Wayne Gandy...11/18 vs. *Jacksonville*: was active for the second straight week...12/9 vs. *New York Jets*: caught his first pass of the season for nine yards...12/16 at *Baltimore*: caught one pass for three yards...12/23 vs. *Detroit*: scored his first career TD on a four-yard pass from Kordell Stewart...finished with two receptions for seven yards...12/30 at *Cincinnati*: made his first start as the H-back...1/6/02 vs. *Cleveland*: finished with one reception for five yards...also had one special-teams tackle...1/20/02 vs. *Baltimore*: started the AFC Playoff game...1/27/02 vs. *New England*: caught one pass for 10 yards in AFC Championship game. **2000:** Released prior to the start of the 2000 season (Sept. 5) but was re-signed Nov. 7 when Cory Geason was placed on reserved/injured list (Nov. 6)...worked as a teacher prior to re-joining the team...11/12 vs. *Philadelphia*: caught one pass for three yards in his first appearance since the 1999 season...11/19 vs. *Jacksonville*: caught two passes for nine yards...11/26 at *Cincinnati*: contributed once again to the offense...caught his fourth reception of the season for five yards. **1999:** 12/18 at *Kansas City*: was pressed into action because



of injuries to Mark Bruener and Mitch Lyons...did not have a reception...12/26 vs. *Carolina*: made his first career start but did not have a reception...helped pave the way for Jerome Bettis' 137 yards rushing...1/2/00 vs. *Tennessee*: caught first two passes of his NFL career for 29 yards in season-finale. **1998**: Participated in training camp with the Steelers after signing a free agent contract...was released by the Steelers in training camp.

COLLEGE: Was a three-year starter...started final 33 games...caught 64 passes for 709 yards and four touchdowns during his career...caught 14 passes for 157 yards as a senior in 1997...had a career-high 22 receptions for 203 yards in 1996...caught 15 passes for 194 yards and two touchdowns as a sophomore...caught a career-long 40-yard touchdown pass versus Minnesota...received the Bruce Capel award as the most courageous Illinois player...majored in urban planning.

PERSONAL: Is married (Angela)...had worked as a teacher prior to being re-signed during the middle of the 2000 and 2001 seasons...was an Academic All-American finalist and Academic All-American District 5 selection...two-time Academic All-Big Ten selection...Full name: Matthew Jay Cushing.

CUSHING'S CAREER STATISTICS

Regular Season

RECEIVING	No.	Yds.	Avg.	LG	TD
1999 Pittsburgh (AFC)	2	29	14.5	22	0
2000 Pittsburgh (AFC)	4	17	4.3	5	0
2001 Pittsburgh (AFC)	5	24	4.8	9	1
2002 Pittsburgh (AFC)	1	4	4.0	4	0
2003 Pittsburgh (AFC)	0	0	0.0	—	0
2004 Pittsburgh (AFC)	1	17	17.0	17	0
NFL Totals	13	91	7.0	22	0

Postseason

RECEIVING	No.	Yds.	Avg.	LG	TD
2001 Pittsburgh (AFC)	1	10	10.0	10	0
2002 Pittsburgh (AFC)	0	0	0.0	—	0
2004 Pittsburgh (AFC)	0	0	0.0	—	0
NFL Totals	1	10	10.0	10	0

66 ALAN FANCA

GUARD



HEIGHT-6-5

WEIGHT-307

COLLEGE-Louisiana State

BIRTHDATE-December 7, 1976

BIRTHPLACE-New Orleans, La.

HOW ACQUIRED-D1-'98 (26th overall)

NFL EXPERIENCE-8th Year

GAMES PLAYED-STARTED/POSTSEASON-'98 (16-12/0-0), '99 (15-14/0-0), '00 (16-16/0-0), '01 (15-15/2-2), '02 (16-16/2-2), '03 (16-16/0-0), '04 (16-16/2-2)

CAREER TOTALS: 110-105 (6-6)

PRO: The former number-one draft pick has developed into an All-Pro performer for the Steelers since being inserted into the starting lineup midway through his rookie season...was selected as one of two offensive co-captains along with quarterback Tommy Maddox for the 2004 season...earned his fourth-consecutive trip to the 2005 Pro Bowl...was named a starter to the squad for the third-straight year (2004 and 2003)...also

earned All-Pro honors by the *Associated Press* and *The Sporting News* in 2004 and was a selection to *Pro Football Weekly's* All-NFL team...was named All-Pro by the *Associated Press* for the second-consecutive season in 2002...also was selected to *The Sporting News's* All-Pro team. **2004:** 9/12 vs. *Oakland*: started his 95th game as a Steeler...9/19 at *Baltimore*: made his 96th start as a Steeler...9/26 at *Miami*: started the 97th game as a Steeler...helped pave the way for Duce Staley's 100-yard rushing performance (101)...10/3 vs. *Cincinnati*: helped the Steelers offense produce its first back-to-back 100-yard rusher in more than a year...10/10 vs. *Cleveland*: helped the Steelers produce their third straight 100-yard rushing performance for the first time in two years...10/31 vs. *New England*: helped pave the way for Duce Staley's fourth 100-yard performance of the season and the team's season-high 221-yard rushing performance...11/7 vs. *Philadelphia*: had another strong performance...helped the Steelers gain more than 200 yards rushing for the second-consecutive game and produce a 100-yard rusher for the fifth time in six games...11/14 at *Cleveland*: helped produce another strong offensive performance, including a third straight 100-yard rusher...11/21 at *Cincinnati*: produced the fourth consecutive 100-yard rushing effort for a Steelers running back...12/26 vs. *Baltimore*: helped pave the way for another 100-yard rushing performance by Jerome Bettis and the fifth game 400-plus yards total offense for the team...1/15/05 vs. *New York Jets*: started his fifth postseason game for the Steelers and helped pave the way for the Steelers' first 100-yard postseason individual rusher since 1997. **2003:** Proved his versatility by starting in

CAREER HIGHLIGHTS

- ◆ Pro Bowl Starter: 2002-'05
- ◆ 2002 All-Pro: 2001-'02, 2004
- ◆ 2003 Second-Team AP All-Pro
- ◆ 1998 All-Rookie Honors
- ◆ 1998 Joe Greene Award (Top Rookie)
- ◆ 1998 First-Round Draft Pick (26th overall)



nine games at left tackle due to injuries...9/7 vs. *Baltimore*: helped the offense compile more than 300 total yards in season-opener...landed a crushing block on Baltimore's All-Pro linebacker Ray Lewis...9/21 at *Cincinnati*: was punishing in helping the Steelers produce their best running attack of the season...had at least two bruising, highlight-tape blocks against Cincinnati defenders...10/12 at *Denver*: started the first game of his pro career at left tackle instead of left guard because of the injury to Marvel Smith...played admirably...11/23 at *Cleveland*: returned to left guard for the first time in six games...11/30 vs. *Cincinnati*: started at left guard but moved to left tackle early in the second quarter when Marvel Smith aggravated his neck injury...12/7 vs. *Oakland*: started at left tackle for the fifth time and helped pave the way for the Steelers' first 100-yard rusher and no-sack performance...12/21 vs. *San Diego*: started his seventh game at left tackle in season-finale...helped pave the way for Jerome Bettis' season-high 115 yards rushing and the team's 181 rushing yards. **2002**: Started all 16 regular-season games and both postseason contests...was named to *Pro Football Weekly's* All-NFL and All-AFC team...also selected to the *USA Today Sports Weekly's* All-Pro team...9/9 at *New England*: started his 64th regular-season game as a Steeler in season-opener...9/15 vs. *Oakland*: started his 65th game...9/29 vs. *Cleveland*: made his 66th start...recovered a fumble at the Steelers goal line that preserved a field-goal scoring opportunity...10/6 at *New Orleans*: started his 67th game...left the game temporarily to have stitches placed on his forehead...10/13 at *Cincinnati*: helped pave the way for the offense's season-high 211-yard rushing performance and Jerome Bettis' first 100-yard effort of the season...helped pave the way for Amos Zereoue's first career 100-yard game, the second for a Steeler in the season...11/10 vs. *Atlanta*: performed superbly in helping the offense gain 645 yards in total offense...helped pave the way for a second-consecutive 100-yard performer...12/1 at *Jacksonville*: helped pave the way for the Steelers' second 200-plus yard rushing performance...12/29 vs. *Baltimore*: made his 79th start as a Steeler in regular-season finale...helped pave the way for the Amos Zereoue's third 100-yard performance and the team's fourth of the season...started both postseason games. **2001**: Had his best season to date...was named a starter to the 2002 Pro Bowl, his first selection to the squad, and also was named All-Pro by the *Associated Press*...earned several other postseason honors, including All-Pro by *The Sporting News*, *Sports Illustrated* and *Football Digest*, and was named to *Pro Football Weekly's* All-NFL team...had offseason surgery on his (right) wrist (1/29/01) and missed some playing time during the preseason...9/9 at *Jacksonville*: started his 30th-consecutive game...helped pave the way for Jerome Bettis' 47th-career 100-yard game...10/7 vs. *Cincinnati*: made his 31st-consecutive start...helped pave the way for Jerome Bettis' 48th-career 100-yard game (his 37th as a Steeler)...10/14 at *Kansas City*: made his 32nd-consecutive start...played a key role in Steelers second-straight 200-yard rushing effort that produced Jerome Bettis' third-straight 100-yard game...10/21 at *Tampa Bay*: was instrumental in the Steelers' third-straight 200-yard rushing performance that produced a fourth-straight 100-yard effort by Jerome Bettis...11/11 at *Cleveland*: made his 35th-straight start and was instrumental in the Steelers' fourth 200-yard rushing performance of the season and Jerome Bettis' fifth 100-yard game...1/6/02 vs. *Cleveland*: had his string of 42-consecutive starts end when he was deactivated to rest a sore shoulder...1/20 vs. *Baltimore*: started his first postseason game in AFC Divisional Playoff game...1/27 vs. *New England*: started at left guard in AFC Championship game. **2000**: Continued to improve upon his first two seasons...helped the offense finish as the fourth-best rushing team in the NFL, one of only 10 teams to

compile more than 2,000 yards rushing...started all 16 games, extending his streak to 28 straight...9/3 vs. *Baltimore*: made his 13th-consecutive start, dating back to Oct. 10, 1999 at Buffalo...9/17 at *Cleveland*: helped pave the way for Jerome Bettis' first 100-yard game of the season and the team's 58th under Bill Cowher...helped the team compile its most rushing yards (209) since the 1999 season opener at Cleveland (9/12)...*New York Jets*: earned his 17th-consecutive start at left guard...was instrumental in Steelers' potent rushing attack that produced a 100-yard performance by Jerome Bettis...10/22 vs. *Cleveland*: helped pave the way for Bettis' third-consecutive 100-yard game (fourth of the season)...11/12 vs. *Philadelphia*: earned his 22nd-consecutive start...helped pave the way for Jerome Bettis' fifth 100-yard rushing performance...12/3 vs. *Oakland*: earned his 25th-consecutive start...helped pave the way for Jerome Bettis' sixth 100-yard rushing performance of the season...started the final three games of the season, giving him 28 consecutive starts. **1999:** 9/12 at *Cleveland*: was having a terrific season debut before leaving the game at halftime, after suffering a left ankle injury late in the second quarter...played the rest of the first half after sustaining the injury but did not play during the second half...9/19 at *Baltimore*: returned from his ankle injury but was replaced in the second half by Roger Duffy...9/26 vs. *Seattle*: started his third game of the season...sat out most of the second half because of a lingering ankle injury...10/3 vs. *Jacksonville*: was deactivated because of his ankle injury...10/10 at *Buffalo*: returned to active duty but did not start...injured his other (right) ankle in the third quarter, forcing him from the game...10/17 at *Cincinnati*: seemingly recovered from his ankle injuries and had one of his best games...helped pave the way for Jerome Bettis' first 100-yard game of the season...10/25 vs. *Atlanta*: returned to the starting lineup at left guard in the Monday Night game...12/26 vs. *Carolina*: helped pave the way for Jerome Bettis' season-high 137 yards rushing and the Steelers second-highest rushing performance of the season (211 yards)...11/2 vs. *Tennessee*: made his 14th start of the season and 12th consecutive. **1998:** Earned All-Rookie honors from *College & Pro Football Weekly* and *Football News*...9/6 at *Baltimore*: saw limited action at offensive guard in the season-opener...9/13 vs. *Chicago*: dressed but saw limited action...9/20 at *Miami*: made his most significant appearance to that part of the early season...entered the game on the second offensive series at left guard...9/27 vs. *Seattle*: logged increased playing time, especially after the injuries to Will Wolford and Jim Sweeney...10/11 at *Cincinnati*: made his first-career start in the NFL...helped offense compile 386 total yards, its most yardage of the season (257 rushing/129 passing)...10/26 at *Kansas City*: helped pave the way for another 100-yard rushing performance by Jerome Bettis, the Steelers' fourth 100-yard rushing effort of the season, in the Monday Night game...11/9 vs. *Green Bay*: helped pave the way for the Steelers' fifth 100-yard individual rushing performance in the Monday Night game...11/22 vs. *Jacksonville*: helped the offense produce one of its most efficient games, compiling 329 total yards without a sacks...12/28 at *Jacksonville*: helped lead Jerome Bettis to his highest rushing total of the season (139 yards) and his sixth 100-yard game of the year in the season-finale...was instrumental in helping the team produce its second-highest rushing total of the year (205 yards).

COLLEGE: Started last 36 games of college career...chosen as 1997 All-American first-team selection by the *Associated Press*, *Football Writers Association*, *Football News*, *The Sporting News* and *Walter Camp*...was an All-Southeastern Conference first-team choice...was one of three finalists for the Outland Trophy...started every game at right guard...helped the team average 410.6 yards-per-game...allowed only



one sack during final college season...compiled 210 career pancake blocks...was a 1996 All-American second-team choice by *Football News*...was an All-SEC first-team selection...allowed only one sack as a sophomore...was selected as the SEC Freshman of the Year by the *Knoxville News-Sentinel* in 1995...redshirted in 1994...returned to school and graduated May 1999 with a degree in management entrepreneurship.

PERSONAL: Married to Julie Kuchta Faneca...has one daughter Anabelle Kathryn...was an All-Greater Houston, *Orlando Sentinel* All-South & Houston Touchdown Club Player of the Year as an offensive lineman at Lamar Consolidated (Tex.) High in his senior year...lettered in track, competing in the discus...attended John Curtis (New Orleans, La.) before playing at Lamar...is one of two children of Liane and Alan Faneca...Full name: Alan Joseph Faneca Jr.

51 JAMES FARRIOR

LINEBACKER



HEIGHT—6-2

WEIGHT—243

COLLEGE—Virginia

BIRTHDATE—January 6, 1975

BIRTHPLACE—Ettrick, Va.

HOW ACQUIRED—UFA '02 (April 8, 2002 from N.Y. Jets)

NFL EXPERIENCE—9th Year

GAMES PLAYED-STARTED/POSTSEASON—'97 (16-15/0-0), '98 (12-2/2-0), '99 (16-4/0-0), '00 (16-5/0-0), '01 (16-16/0-0), '02 (14-14/2-1), '03 (16-16/0-0), '04 (16-16/2-2)

CAREER TOTALS: 122-88(6-3)

STEELERS TOTALS: 46-46 (4-3)

PRO: Was a key acquisition for the Steelers prior to start of the 2002 season...has blossomed into an All-Pro player for the Steelers...selected the 2004 team MVP...was one of six Steelers selected to the 2005 Pro Bowl, his first selection to Hawaii...also earned first-team All-Pro honors in 2004 for the first time in his career...also was named to the *Pro Football Weekly* All-NFL team and All-Pro by *The Sporting News*. **2004:** Led the team with 119 total tackles (82 solo)...topped the 100-tackle mark for the second-consecutive season and the third time for his career...was selected as one of the defensive co-captains along with Joey Porter for the 2004 season...signed a four-year contract extension through the 2008 season with the team July 22, 2004...9/12 vs. *Oakland*: had a big day, including his fourth-career interception—second as a Steeler...returned the interception 36 yards, the third-longest interception return of his career...finished with seven total tackles (five solo)...played all 65 defensive snaps...9/19 at *Balti-*

CAREER HIGHLIGHTS

- ◆ 2005 Pro Bowl Starter
- ◆ 2004 First-Team All-Pro
- ◆ 2003 Led Team in Tackles (127 total)
- ◆ 1997 First-Round Draft Pick (8th Overall)
- ◆ 2004 Team MVP



more: finished with eight total tackles (six solo)...also was credited with a quarterback hurry/pressure...played all 64 defensive snaps...9/26 at Miami: delivered some big hits and recovered two fumbles...finished with seven total tackles (four solo)...also had two quarterback hurries/pressures and three tackles for losses...played all 61 defensive snaps...10/3 vs. Cincinnati: recovered his third fumble of the season on a hit by Larry Foote...logged 66 plays...finished with eight total tackles (five solo)...10/10 vs. Cleveland: led the team with eight total tackles (five solo)...also was credited two quarterback hurries/pressures...played 59 defensive snaps...10/17 at Dallas: had another big game...was named the AFC Defensive Player of the Week for his performance...joined Ben Roethlisberger (Offensive Player) as Steelers become first team since 1994 to have both an AFC offensive and defensive player of the week at the same time...forced the fumble that was recovered by Kimo von Oelhoffen and returned 21 yards to set up the Steelers' game-winning TD...registered two sacks for 16 yards and forced three fumbles...led the team with nine total tackles (five solo)...logged all 63 defensive plays...10/31 vs. New England: finished with six total tackles (five solo)...played all 55 defensive snaps...11/17 vs. Philadelphia: collected his second interception of the season and returned it 41 yards, his longest interception return as a Steeler and the second-longest of his career...finished with six total tackles (four solo)...logged all 38 defensive plays...11/14 at Cleveland: had another strong performance, forcing his fourth fumble of the season on a crunching tackle of Browns' running back Lee Suggs...led the team with eight total tackles (three solo)...also was credited with one pass defense...played all 51 defensive snaps...11/21 at Cincinnati: scored the first touchdown of his career on a 14-yard interception return, his third interception of the season...registered four solo tackles...also was credited with a quarterback hurry/pressure and two passes defended...played all 46 defensive snaps...11/28 vs. Washington: finished with eight tackles (five solos)...also had one quarterback hurry/pressure...played all 56 defensive snaps...12/5 at Jacksonville: led the team with 14 total tackles (12 solo), his first double-digit total of the season...also was credited with one pass defended...played all 66 defensive snaps...12/12 vs. N.Y. Jets: led the team for the second consecutive week in tackles...also collected his fourth interception of the season and returned it 22 yards...finished with 11 total tackles (six solo), his second straight double-digit tackling performance...also had one pass defense...12/18 at N.Y. Giants: finished with four total tackles (three solo stops)...played all 48 defensive snaps...12/26 vs. Baltimore: registered 10 total tackles (nine solo)...also was credited with one pass defended...played all 54 defensive snaps...1/2/05 at Buffalo: recorded one solo tackle in his limited action...played just 12 defensive snaps...1/15/05 vs. N.Y. Jets: finished with nine total tackles (four solo)...1/23/05 vs. New England: led the team with 10 total tackles (five solo). **2003:** Led the team in tackles with 127 total stops, including a team-high 106 solo tackles...also was credited with one interception, seven passes defended, a forced and recovered fumble, and five special-teams stops...9/7 vs. Baltimore: had a huge game, registering 11 total tackles (nine solo)...also had one pass defended...9/14 at Kansas City: recorded his first interception as a Steeler that led to a Steelers' TD in the first quarter...returned it nine yards...finished with four total tackles (all solo)...also was credited with one solo special-teams tackle...9/21 at Cincinnati: led the team with six total tackles (five solo)...also had one special-teams solo tackle...logged 44 defensive snaps...9/28 vs. Tennessee: played 32 defensive snaps...10/5 vs. Cleveland: played 52 defensive snaps...10/12 at Denver: led the team with nine total tackles (eight solo)...had an opportunity to recover a fumble



and possibly return it for a score—deep in Denver territory in the third quarter with the team trailing by a point...was credited with a caused fumble (recovered by Mike Logan) and a quarterback hurry/pressure...logged 47 defensive snaps...*10/26 vs. St. Louis*: led the team for the second-consecutive week with 12 total tackles (10 solo)...also had one pass defense...played 79 defensive snaps...*11/2 at Seattle*: played all 62 defensive plays...*11/9 vs. Arizona*: finished with six total tackles (five solo)...also was credited with a quarterback hurry/pressure and two passes defended...*11/17 at San Francisco*: led the team with 11 total tackles (nine solo)...*11/23 at Cleveland*: led the team in tackles and also recovering a fumble...finished with 14 total tackles (10 solo)...also had two tackles for loss of one yard and one quarterback hurry/pressure...logged all 77 defensive snaps...*12/28 at Baltimore*: led the team with nine total tackles (six solo)...also was credited with one special-teams assist...logged all 63 defensive plays. **2002**: Finished fifth on the team with 81 total tackles, including 63 solo tackles, which ranked third on the team...also had three passes defended and one fumble recovery...registered four solo stops on special teams...*9/9 at New England*: made his Steelers debut as a starting inside linebacker in season-opener...logged 48 defensive plays...finished with eight total tackles (seven solo), his most of the early season...also had one quarterback hit/pressure and a pass defended...*9/29 vs. Cleveland*: finished the game with eight total tackles (seven solo) and a fumble recovery...*10/6 at New Orleans*: played 43 defensive snaps...finished with seven total tackles (four solo)...also had one pass defense and two solo special-teams tackles...*10/13 at Cincinnati*: logged 28 defensive plays...finished with four total tackles (three solo), two for losses totaling five yards...*10/21 vs. Indianapolis*: tied Aaron Smith for team lead with nine total tackles (eight solo)...logged 39 defensive plays...*10/27 at Baltimore*: finished with nine total tackles (six solo)...also was credited with one pass defended...*11/3 at Cleveland*: recorded two solo tackles...played 18 defensive snaps...*11/10 vs. Atlanta*: blocked the potential game-winning 56-yard field goal attempt by Jay Feely...finished with five total tackles (four solo)...also recovered a fumble forced by Dewayne Washington...logged 50 defensive plays...*11/17 at Tennessee*: played 37 defensive snaps before suffering a knee injury...was credited with eight total tackles (six solo)...*11/24 vs. Cincinnati*: was inactive because of his knee injury...*12/1 at Jacksonville*: returned to the starting lineup after missing one game with his knee injury...finished with six total tackles (five solo)...played 28 defensive snaps...*12/8 vs. Houston*: had one of his most productive days as a Steeler, registering five solo tackles...was credited with 4½ tackles for losses totaling six yards...played 36 defensive snaps...*12/15 vs. Carolina*: finished with three solo tackles...played 34 defensive snaps...*12/23 at Tampa Bay*: recorded one assist before leaving the game with a shoulder injury...*12/29 at Baltimore*: was deactivated in the regular season-finale to rest his ailing sternum...*1/5/03 vs. Cleveland*: finished with three solo tackles...also was credited with a sack for five yards...*1/11/03 at Tennessee*: finished with 10 total tackles (seven solo)...also was credited with two passes defended. **2001**: Finished the season with 181 total tackles (116 solo)...started all 16 games for the first time in his career...also was credited with one sack for eight yards, nine pass defenses and three forced fumbles...*9/9 vs. Indianapolis*: had 10 tackles in the season opener...*9/23 at New England*: produced perhaps his finest day as a Jet when he tied Victor Green for the team lead in tackles (13)...added a tackle for a loss and recorded his second career interception...picked off a Drew Bledsoe pass intended for WR Charles Johnson in the Jets' end zone on a third-and-seven from the



Jets' eight-yard line in the fourth quarter and with the Jets leading, 10-3...returned the ball from three yards deep in the end zone out to the NYJ 44-yard line...*10/1 vs. San Francisco*: also had three passes defended...had a team-high 10 tackles and forced a fumble at the beginning of the third quarter when he stripped TE Eric Johnson of the ball at the 49ers' 41 that was recovered by Jets DT Tom Barndt...*10/7 at Buffalo*: registered a team-high 18 tackles and two forced fumbles...the first forced fumble occurred in the third quarter when he tackled FB Larry Centers after a one-yard gain and the ball was picked up by Mo Lewis and returned 15 yards for a TD...also stripped RB Travis Henry of the ball at the Jets' 41 in the third quarter that was recovered by Buffalo...*10/14 vs. Miami*: had 12 tackles and was instrumental in keeping RB Lamar Smith in check, holding him to 54 yards on 22 carries (2.3 avg.)...*10/21 vs. St. Louis*: collected 10 tackles...*11/4 at New Orleans*: was strong in all facets of the game, registering six tackles and a key third-down sack in the fourth quarter on a blitz...added another hit on the quarterback...was instrumental in the defense surrendering only 58 yards rushing on 19 carries to RB Ricky Williams...*11/11 vs. Kansas City*: had a team-high 12 tackles in the team's 27-7 dominating win...also was credited with one QB pressure...*11/18 at Miami*: had 12 tackles and was a key member of a defense that created five takeaways and shut out the Dolphins in Miami for the first time since 1970...also credited with one pass defense...*12/2 vs. New England*: registered 10 tackles and helped the Jets limit the Patriots to 264 yards of offense...*12/9 at Pittsburgh*: had 10 tackles and two pass defenses, the second highest on the team...*12/16 vs. Cincinnati*: led the team in tackles with 13 stops and made a huge play late in the fourth quarter with the Jets holding onto a 15-14 lead when he intercepted a Jon Kitna pass intended for WR Peter Warrick at the Jets' 48 and returned it 37 yards...*12/23 at Indianapolis*: was active in all phases of the game...tied for second on the team in tackles with fellow LB Mo Lewis (nine) and also registered one pass defense...*12/30 vs. Buffalo*: had 11 tackles...*1/6/02 at Oakland*: had a team-high 11 tackles in the Jets' thrilling 24-22 win. **2000**: Played in all 16 games, making five starts at ROLB, platooning with Roman Phifer...credited with 56 tackles (fifth on the team), five passes defended, one forced fumble, one interception and one sack...*9/11 vs. New England*: started and played one of his best games in a Jets uniform, registering five tackles and sacking Drew Bledsoe for a six-yard loss...*11/5 vs. Denver*: started at ROLB his and nine tackles were second most on the team...recorded his first-career interception on a pass intended for TE Dwayne Carswell that he made a diving INT on...*11/12 at Indianapolis*: was second on the team in tackles with seven stops and forced a Jim Finn fumble at the Jets' goal-line in the first half...*11/19 at Miami*: helped the Jets limit the Dolphins to 200 yards of total offense (117 passing and 83 rushing)...made a big play when he tackled RB Lamar Smith for a six-yard loss on a third-and-one in the first quarter...*11/26 vs. Chicago*: had four tackles on the afternoon as a starter in the team's 17-10 win...helped the defense limit the Bears to 233 yards of total offense...*12/24 at Baltimore*: helped the Jets defense limit the Ravens to 142 yards of total offense and five first downs in season finale. **1999**: Played in all 16 games, making four starts while splitting time at the ROLB spot...registered 38 tackles, two sacks, two passes defended and one forced fumble...also had seven special teams tackles and played on numerous special teams units...started the first three games of the season at ROLB...*9/26 vs. Washington*: had three tackles, one pass defended and one special teams...*10/3 at Denver*: split time at ROLB and chipped in with two special teams stops...*11/7 vs. Arizona*: recorded his first sack of the season, dropping Dave Brown



for an eight-yard loss which came on the Cardinals last possession of game and deep in their own territory...*12/12 vs. Miami*: had a season-high five tackles and sacked Dan Marino for a nine-yard loss...*12/19 at Dallas*: started at ROLB in the team's 22-21 win over the Cowboys and had four tackles...*1/2/00 vs. Seattle*: had two tackles and did a nice job of generating pressure on Jon Kitna throughout the day in the team's 19-9 win over the Seahawks in the season finale. **1998**: Played in 12 games with two starts and registered 27 tackles and a fumble...*9/6 at San Francisco*: had six solo tackles and one pass defense in the opener midway through the third quarter suffered a sprained right knee and did not return to action...was inactive for next four games...*10/19 at New England*: returned to the starting lineup in...*11/8 vs. Buffalo*: had two solo tackles and even saw some time at SS in the dime package...*11/15 at Indianapolis*: saw the most extensive action since his injury when he had four tackles...*12/6 vs. Seattle*: had one fumble recovery and played on special teams...*1/10/99 vs. Jacksonville*: had one special teams tackle in the AFC Divisional Playoff game...*1/17/99 at Denver*: posted two tackles, one sack and two special teams tackles in the AFC Championship Game. **1997**: Enjoyed a steady, productive rookie campaign in the team's 3-4 defense...racked up 71 tackles, 1½ sacks, one forced fumble and one pass defended...*9/7 vs. Buffalo*: made his starting debut at ROLB (weak-side) in the Jets' 3-4 defense and had three tackles...also tackled Buffalo P Chris Mohr for a nine-yard loss when he muffed the snap...*9/14 at New England*: led the team with a career-high 10 tackles...*11/2 vs. Baltimore*: had a big day...had eight tackles and helped to keep RB Bam Morris in check...sliced through blocks and hauled down Morris on a crucial third-and-one situation for a two-yard loss...*11/23 vs. Minnesota*: teamed with DB Corwin Brown to force a fumble and registered six tackles...*12/14 vs. Tampa Bay*: was a big factor in all aspects of the defense...had four tackles and teamed up with fellow LB Mo Lewis to sack Trent Dilfer...was the eighth player selected overall in the 1997 draft (first LB)...Jets traded their first-round pick (first overall) to St. Louis for its first (sixth overall), third, fourth and seventh-round picks...Jets then traded the No. 6 overall pick to Tampa Bay and obtained its first-round pick (No. 8 overall) and its fourth-round pick.

COLLEGE: Was a three-year starter and four-year letterman for the Cavaliers...ranked third on Virginia's all-time tackle chart with 381 stops at the time of his departure...earned All-Atlantic Coast Conference first-team honors as a senior while registering 107 tackles, 13 tackles for a loss, seven passes defended, 6½ sacks...as a junior he earned all-ACC second-team honors after he started every game at LOLB and led the team in tackles (122 stops)...also had half sack, nine passes defended and an interception...earned all-ACC honorable mention as a sophomore when he started every game at LOLB and finished second on the team in tackles (100), one sack, a blocked punt, four interceptions and six passes defended...appeared in 10 games as a freshman and had 52 tackles, placing him seventh on the team, despite not starting any games...earned ACC Newcomer of the Week honors when he came off the bench to register 18 tackles vs. Ohio...had seven tackles and a fumble recovery vs. Boston College in the Carquest Bowl...majored in psychology.

PERSONAL: Single...was a *Parade* All-America selection and named Virginia's Group AA Co-Offensive Player of the Year as senior at Matoaca H.S. in his hometown and birthplace of Ettrick, VA...also selected first-team All-Conference at both FB and LB...also earned All-Metro and All-State honors...was *The Richmond Times-Dispatch's* co-Player of the Year after posting 78 tackles, 11 sacks, five blocked kicks, four forced fumbles and two interceptions...rushed the ball 105 times for 1,006 (9.6 avg.) and 22

TD...had 19 receptions for 340 yards (17.9 avg.) and four TDs receiving as a senior fullback...earned All-Metro, district and region honors as a junior...lettered three times in football, track and basketball...nicknamed "Potsie" by his parents, Rebecca and James Farrior, because he had a pot-belly as a child and because of the popularity of the sit-com "Happy Days"...Full name: James Farrior.

FARRIOR'S GAME-BY-GAME STATISTICS

2004

Date	Opponent	T	AT	Sack/		INT	PD	FF	FR
				TOT	YDS				
9/12	OAKLAND	5	2	7	0.0/0	1/36	1	0	0
9/19	at Baltimore	6	2	8	0.0/0	0/0	0	0	0
9/26	at Miami	4	3	7	0.0/0	0/0	1	0	2
10/3	CINCINNATI	5	3	8	0.0/0	0/0	0	0	1
10/10	CLEVELAND	5	3	8	0.0/0	0/0	0	0	0
10/17	at Dallas	5	4	9	2.0/16	0/0	0	3	0
10/31	NEW ENGLAND	5	1	6	0.0/0	0/0	0	0	0
11/7	PHILADELPHIA	4	2	6	1.0/6	1/41	0	0	0
11/14	at Cleveland	3	5	8	0.0/0	0/0	1	1	0
11/21	at Cincinnati	4	0	4	0.0/0	1/24	2	0	0
11/28	WASHINGTON	5	3	8	0.0/0	0/0	0	0	0
12/5	at Jacksonville	12	2	14	0.0/0	0/0	1	0	0
12/12	N.Y. JETS	6	5	11	0.0/0	1/22	1	0	0
12/18	at N.Y. Jets	3	1	4	0.0/0	0/0	0	0	0
12/26	BALTIMORE	9	1	10	0.0/0	0/0	1	0	0
1/2/05	at Buffalo	1	0	1	0.0/0	0/0	0	0	0
SEASON TOTALS		82	37	119	3.0/22	4/113	8	4	3

POSTSEASON

1/15	N.Y. JETS	4	5	9	0.0/0	0/0	0	0	0
1/23	NEW ENGLAND	5	5	10	0.0/0	0/0	0	0	0
POSTSEASON TOTALS		9	10	19	0.0/0	0/0	0	0	0

2003

Date	Opponent	T	AT	Sack/		INT	PD	FF	FR
				TOT	YDS				
9/7	BALTIMORE	9	2	11	0.0/0	0/0	1	0	0
9/14	at Kansas City	4	0	4	0.0/0	1/9	0	0	0
9/21	at Cincinnati	5	1	6	0.0/0	0/0	0	0	0
9/28	TENNESSEE	6	0	6	0.0/0	0/0	0	0	0
10/5	CLEVELAND	7	1	8	0.0/0	0/0	0	0	0
10/12	at Denver	8	1	9	0.0/0	0/0	0	1	0
10/26	ST. LOUIS	10	2	12	0.0/0	0/0	1	0	0
11/2	at Seattle	3	1	4	0.0/0	0/0	0	0	0
11/9	ARIZONA	5	1	6	0.0/0	0/0	2	0	0
11/17	at San Francisco	9	2	11	0.0/0	0/0	0	0	0
11/23	at Cleveland	10	4	14	0.0/0	0/0	0	0	1
11/30	CINCINNATI	4	2	6	0.0/0	0/0	1	0	0
12/7	OAKLAND	6	0	6	0.0/0	0/0	2	0	0
12/14	at N.Y. Jets	6	1	7	0.0/0	0/0	0	0	0
12/21	SAN DIEGO	8	0	8	0.0/0	0/0	0	0	0
12/28	at Baltimore	6	3	9	0.0/0	0/0	0	0	0
SEASON TOTALS		106	21	127	0.0/0	1/3	7	1	1

**2002**

<u>Date</u>	<u>Opponent</u>	<u>Sack/</u>							
		<u>I</u>	<u>AT</u>	<u>TOT</u>	<u>YDS</u>	<u>INT</u>	<u>PD</u>	<u>FF</u>	<u>FR</u>
9/9	at New England	7	2	9	0.0/0	0/0	0	0	0
9/15	Oakland	5	0	5	0.0/0	0/0	0	0	0
9/29	Cleveland	7	1	8	0.0/0	0/0	0	0	1
10/6	at New Orleans	4	3	7	0.0/0	0/0	1	0	0
10/13	at Cincinnati	3	1	4	0.0/0	0/0	0	0	0
10/21	INDIANAPOLIS	8	1	9	0.0/0	0/0	0	0	0
10/27	at Baltimore	6	3	9	0.0/0	0/0	1	0	0
11/3	at Cleveland	2	0	2	0.0/0	0/0	0	0	0
11/10	ATLANTA	4	1	5	0.0/0	0/0	0	0	1
11/17	at Tennessee	6	2	8	0.0/0	0/0	0	0	0
11/24	CINCINNATI	INACTIVE							
12/1	at Jacksonville	5	1	6	0.0/0	0/0	0	0	0
12/8	HOUSTON	5	0	5	0.0/0	0/0	0	0	0
12/15	CAROLINA	1	2	3	0.0/0	0/0	0	0	0
12/23	at Tampa Bay	0	1	1	0.0/0	0/0	0	0	0
12/29	BALTIMORE	INACTIVE							
SEASON TOTALS		63	18	81	0.0/0	0/0	2	0	2

POSTSEASON

1/5	CLEVELAND	3	0	3	1.0/5	0/0	0	0	0
1/11	at Tennessee	7	3	10	0.0/0	0/0	2	0	0
POSTSEASON TOTALS		10	3	13	1.0/5	0/0	2	0	0

2001

<u>Date</u>	<u>Opponent</u>	<u>Sack/</u>							
		<u>I</u>	<u>AT</u>	<u>TOT</u>	<u>YDS</u>	<u>INT</u>	<u>PD</u>	<u>FF</u>	<u>FR</u>
9/9	INDIANAPOLIS	8	2	10	0.0/0	0-0	0	0	0
9/23	at New England	11	2	13	0.0/0	1-47	0	0	0
10/1	SAN FRANCISCO	8	5	13	0.0/0	0-0	0	1	0
10/7	at Buffalo	12	4	16	0.0/0	0-0	1	2	0
10/14	MIAMI	5	7	12	0.0/0	0-0	3	0	0
10/21	ST. LOUIS	6	4	10	0.0/0	0-0	0	0	0
10/28	at Carolina	7	0	7	0.0/0	0-0	0	0	0
11/4	at New Orleans	4	2	6	1.0/8	0-0	0	0	0
11/11	KANSAS CITY	10	2	12	0.0/0	0-0	0	0	0
11/18	at Miami	6	6	12	0.0/0	0-0	1	0	0
12/2	NEW ENGLAND	4	6	10	0.0/0	0-0	0	0	0
12/9	at Pittsburgh	6	4	10	0.0/0	0-0	2	0	0
12/16	CINCINNATI	8	5	13	0.0/0	1-37	1	0	0
12/23	at Indianapolis	3	6	9	0.0/0	0-0	1	0	0
12/30	BUFFALO	8	3	11	0.0/0	0-0	0	0	0
1/6/02	at Oakland	10	1	11	0.0/0	0-0	0	0	0
SEASON TOTALS		116	59	175	1.0/8	2-84	9	3	0



FARRION'S CAREER STATISTICS

Regular Season


TACKLES	Solo	AT	Tot.	Sp.T.	Sacks	FF	FR	INTERCEPTIONS	No.	Yds.	Avg.	LG	TD
1997 N.Y. Jets (AFC)	53	18	71	6	1.5	1	0	1997 N.Y. Jets (AFC)	0	0	0.0	—	0
1998 N.Y. Jets (AFC)	17	10	27	1	0.0	0	1	1998 N.Y. Jets (AFC)	0	0	0.0	—	0
1999 N.Y. Jets (AFC)	30	8	38	7	2.0	1	0	1999 N.Y. Jets (AFC)	0	0	0.0	—	0
2000 N.Y. Jets (AFC)	46	10	56	2	1.0	1	0	2000 N.Y. Jets (AFC)	1	0	0.0	—	0
2001 N.Y. Jets (AFC)	116	59	175	5	1.0	3	0	2001 N.Y. Jets (AFC)	2	84	42.0	47	0
2002 Pittsburgh (AFC)	63	18	81	3	0.0	0	2	2002 Pittsburgh (AFC)	0	0	0.0	—	0
2003 Pittsburgh (AFC)	106	21	127	2	0.0	1	1	2003 Pittsburgh (AFC)	1	9	9.0	9	0
2004 Pittsburgh (AFC)	82	37	119	0	4.0	5	3	2004 Pittsburgh (AFC)	4	113	28.3	41	1
NFL Totals	513	180	694	26	9.5	12	7	NFL Totals	8	206	25.8	47	1
Steelers Totals	251	76	327	5	4.0	6	6	Steelers Totals	5	122	24.4	41	1

Postseason

TACKLES	Solo	AT	Tot.	Sp.T.	Sacks	FF	FR
1998 N.Y. Jets (AFC)	2	0	2	3	1.0	0	0
2002 Pittsburgh (AFC)	10	3	13	0	1.0	0	0
2004 Pittsburgh (AFC)	9	10	19	0	0.0	0	0
NFL Totals	21	13	34	3	2.0	0	0
Steelers Totals	19	13	32	0	1.0	0	0

50 LARRY FOOTE

LINEBACKER



HEIGHT—6-0

WEIGHT—239

COLLEGE—Michigan

BIRTHDATE—June 12, 1980

BIRTHPLACE—Detroit, Mich.

HOW ACQUIRED—D4-'02 (#30, 128)

NFL EXPERIENCE—4th Year

GAMES PLAYED-STARTED/POSTSEASON—'02 (14-3/2-0), '03 (16-0/0-0), '04 (16-16/2-2)

CAREER TOTALS: 46-19 (4-2)

PRO: Played well for the Steelers in 2004 in his first season as a starter. **2004:** 9/12 vs. *Oakland*: made his fifth career start in week one and his first start since his rookie season for the injured Kendrell Bell...performed superbly...led the team with nine total tackles (eight solo), including three tackles for losses, totaling nine yards...logged 49 defensive plays...9/19 at *Baltimore*: started his second-straight game...registered seven total tackles (five solo)...played all 64 plays...9/26 at *Miami*: started his third-straight game...finished with six total tackles (four solos)...played 54 defensive snaps...10/3 vs. *Cincinnati*: had another strong performance in his



fourth start...led the team with nine tackles... tied Chris Hope for team honors with nine total tackles (seven solo)...also recorded his first sack of the season for eight yards...played 55 defensive snaps...10/10 vs. *Cleveland*: finished with three total tackles (two solo)...logged 42 defensive plays...10/17 at *Dallas*: finished with five total tackles (one solo)...was credited with one special-teams assist...played 46 defensive snaps...10/31 vs. *New England*: registered two total tackles (one solo)...logged 35 defensive plays...11/7 vs. *Philadelphia*: had a big sack against Donovan McNabb early in the game in the first quarter...finished with one solo tackle...played 10 defensive snaps...11/14 at *Cleveland*: registered three total tackles...also was credited with two quarterback hurries/pressures...played 19 defensive snaps...11/21 at *Cincinnati*: finished with two tackles (one solo)...was credited with three quarterback hurries/pressures...played 31 defensive snaps...11/28 vs. *Washington*: recorded four total tackles (three solos)...also was credited one quarterback hurry/pressure...logged 43 defensive plays...12/5 at *Jacksonville*: finished with seven total tackles (three solo)...also was credited with two quarterback hurries/pressures...played 62 defensive snaps...12/12 vs. *N.Y. Jets*: registered three solo tackles...also was credited with two solo special-teams tackles...12/18 at *N.Y. Giants*: had a very productive day...finished with nine total tackles (seven solo), including one tackle for a loss of four yards...logged 43 defensive plays...12/26 vs. *Baltimore*: registered four solo tackles...also was credited with one quarterback hurry/pressure...played 48 defensive snaps...1/2/05 at *Buffalo*: recorded his first-career interception to set up one of the Steelers' five field goals...finished with four solo tackles...played 21 defensive snaps...1/15/05 vs. *N.Y. Jets*: started the first postseason game of his career...finished with four total tackles, including three solo...1/23/05 vs. *New England*: finished with five total tackles (four solo) before leaving the game late in the fourth quarter with an ankle injury. **2003**: Finished with 12 special-teams tackles (six solo)...9/7 vs. *Baltimore*: played 15 defensive snaps...11/9 vs. *Arizona*: made a key block on Antwaan Randle El's punt return for a TD...finished with two special-teams tackles (one assist). **2002**: Finished with 19 total tackles (16 solo stops)...also was credited with three special-teams tackles and a special-teams fumble recovery...9/9 at *New England*: accumulated considerable playing time in season-opener in place of Kendrell Bell, who was lost early in the game after aggravating his ankle injury...logged 38 defensive plays...finished with three solo tackles...9/15 vs. *Oakland*: made his first pro start at inside linebacker for the injured Bell...played 45 defensive snaps...finished with three total tackles (two solo)...9/29 vs. *Cleveland*: earned a second start for the injured Bell...logged 37 defensive plays...finished with four total tackles (three solo)...10/6 at *New Orleans*: started his third-straight game for Bell...played 30 defensive snaps...was credited with four solo tackles...10/13 at *Cincinnati*: made his fourth-straight start at inside linebacker...logged 26 defensive plays...finished with two total tackles...10/27 at *Baltimore*: saw all his playing time on special teams...11/10 vs. *Atlanta*: registered one special-teams tackle...11/17 at *Tennessee*: was inactive due to a calf injury...11/24 vs. *Cincinnati*: was deactivated because of his knee injury...12/15 vs. *Carolina*: was credited with one special-teams assist...12/29 vs. *Baltimore*: recovered a fumble on Chester Taylor's muffed kickoff that led to the Steelers eventual game-winning field goal...was credited with one solo special-teams tackle...1/5/03 vs. *Cleveland*: saw limited action when Kendrell Bell aggravated his ankle injury near the end of the game in Wild Card game...1/11 at *Tennessee*: filled in

admirably for injured Kendrell Bell in the Divisional Playoff game...tied Lee Flowers for team honors with 11 total tackles (seven solo).

COLLEGE: Started 28 of 48 games he appeared in for the Wolverines...finished career with 212 tackles (145 solo), 11 sacks for minus-81 yards and 44 stops for losses of 155 yards...ranked fourth in school history in stops behind the line of scrimmage...intercepted three passes and deflected 18 others...was a first-team All-American selection by *Football News* and a second-team selection by *The Sporting News* as a senior...was a consensus All-Big Ten Conference first-team and Defensive Player of the Year...received the Roger Zatkoff Award, given to the team's top linebacker...was an All-Big Ten Conference first-team choice by the league's coaches as a junior...earned second-team honors from the media...played in every game during his freshman and sophomore seasons...majored in physical education in the division of kinesiology.

PERSONAL: Attended Pershing High School in Detroit, Mich....was a *PrepStar Magazine* High School All-American selection...added All-State honors as a senior...rated as the No. 2 player on the *Detroit Free Press* "Fab 50" list...recorded 377 tackles with 39 sacks, 52 stops behind the line of scrimmage and scored 18 defensive touchdowns during his career...also caught 72 passes for 998 yards and 22 scores...competed as a strong safety, tight end and linebacker...is the son of Leslie Matthews and Larry Foote Sr...Full name: Lawrence Edward Foote Jr.

FOOTE'S GAME-BY-GAME STATISTICS

2004

Date	Opponent	T	AT	TOT	Sack/ YDS	INT	PD	FF	FR
9/12	OAKLAND	8	1	9	0.0/0	0/0	0	0	0
9/19	at Baltimore	5	2	7	0.0/0	0/0	0	0	0
9/26	at Miami	4	2	6	0.0/0	0/0	0	0	0
10/3	CINCINNATI	7	2	9	1.0/8	0/0	0	0	0
10/10	CLEVELAND	2	1	3	0.0/0	0/0	0	0	0
10/17	at Dallas	1	4	5	0.0/0	0/0	0	0	0
10/31	NEW ENGLAND	1	1	2	0.0/0	0/0	0	0	0
11/7	PHILADELPHIA	1	0	1	1.0/6	0/0	0	0	0
11/14	at Cleveland	2	1	3	0.0/0	0/0	0	0	0
11/21	at Cincinnati	1	1	2	0.0/0	0/0	0	0	0
11/28	WASHINGTON	3	1	4	0.0/0	0/0	0	0	0
12/5	at Jacksonville	3	4	7	0.0/0	0/0	0	0	0
12/12	N.Y. JETS	3	0	3	0.0/0	0/0	0	0	0
12/18	at N.Y. Giants	7	2	9	0.0/0	0/0	0	0	0
12/26	BALTIMORE	4	0	4	0.0/0	0/0	0	0	0
1/2/05	at Buffalo	3	1	4	0.0/0	1/1	1	0	0
SEASON TOTALS		55	23	78	2.0/14	1/1	1	0	0

POSTSEASON

1/15/05	N.Y. JETS	3	1	4	0.0/0	0/0	0	0	0
1/23/05	NEW ENGLAND	4	1	5	0.0/0	0/0	0	0	0
POSTSEASON TOTALS		7	2	9	0.0/0	0/0	0	0	0

**2003**

<u>Date</u>	<u>Opponent</u>	<u>I</u>	<u>AT</u>	<u>TOT</u>	<u>Sack/</u>		<u>INT</u>	<u>PD</u>	<u>FF</u>	<u>FR</u>
					<u>YDS</u>					
9/7	BALTIMORE	0	0	0	0.0/0		0/0	0	0	0
9/14	at Kansas City	0	0	0	0.0/0		0/0	0	0	0
9/21	at Cincinnati	0	0	0	0.0/0		0/0	0	0	0
9/28	TENNESSEE	0	0	0	0.0/0		0/0	0	0	0
10/5	CLEVELAND	0	0	0	0.0/0		0/0	0	0	0
10/12	at Denver	0	0	0	0.0/0		0/0	0	0	0
10/26	ST. LOUIS	0	0	0	0.0/0		0/0	0	0	0
11/2	at Seattle	0	0	0	0.0/0		0/0	0	0	0
11/9	ARIZONA	0	0	0	0.0/0		0/0	0	0	0
11/17	at San Francisco	0	0	0	0.0/0		0/0	0	0	0
11/23	at Cleveland	0	0	0	0.0/0		0/0	0	0	0
11/30	CINCINNATI	0	0	0	0.0/0		0/0	0	0	0
12/7	OAKLAND	0	0	0	0.0/0		0/0	0	0	0
12/14	at N.Y. Jets	0	0	0	0.0/0		0/0	0	0	0
12/21	SAN DIEGO	0	0	0	0.0/0		0/0	0	0	0
12/28	at Baltimore	0	0	0	0.0/0		0/0	0	0	0
SEASON TOTALS		0	0	0	0.0/0		0/0	0	0	0

2002

<u>Date</u>	<u>Opponent</u>	<u>I</u>	<u>AT</u>	<u>TOT</u>	<u>Sack/</u>		<u>INT</u>	<u>PD</u>	<u>FF</u>	<u>FR</u>
					<u>YDS</u>					
9/9	at New England	3	0	3	0.0/0		0/0	0	0	0
9/15	OAKLAND	2	1	3	0.0/0		0/0	0	0	0
9/29	CLEVELAND	4	1	5	0.0/0		0/0	0	0	0
10/6	at New Orleans	4	0	4	0.0/0		0/0	0	0	0
10/13	at Cincinnati	2	0	2	0.0/0		0/0	0	0	0
10/21	INDIANAPOLIS	0	0	0	0.0/0		0/0	0	0	0
10/27	at Baltimore	0	0	0	0.0/0		0/0	0	0	0
11/3	at Cleveland	0	0	0	0.0/0		0/0	0	0	0
11/10	ATLANTA	0	0	0	0.0/0		0/0	0	0	0
11/17	at Tennessee				INACTIVE					
11/24	CINCINNATI				INACTIVE					
12/1	at Jacksonville	0	0	0	0.0/0		0/0	0	0	0
12/8	HOUSTON	0	0	0	0.0/0		0/0	0	0	0
12/15	CAROLINA	0	0	0	0.0/0		0/0	0	0	0
12/29	BALTIMORE	1	1	2	0.0/0		0/0	0	1	0
SEASON TOTALS		16	3	19	0.0/0		0/0	0	1	0

POSTSEASON

1/5	CLEVELAND	0	0	0	0.0/0		0/0	0	0	0
1/11	at Tennessee	7	4	11	0.0/0		0.0	0	0	0
POSTSEASON TOTALS		7	4	11	0.0/0		0.0	0	0	0

FOOTE'S CAREER STATISTICS

Regular Season

TACKLES	Solo	AT	Tot.	Sp.T.	Sacks	FF	FR	INTERCEPTIONS	No.	Yds.	Avg.	LG	TD
2002 Pittsburgh (AFC)	16	3	19	3	0.0	1	1	2002 Pittsburgh (AFC)	0	0	0.0	—	0
2003 Pittsburgh (AFC)	0	0	0	12	0.0	0	0	2003 Pittsburgh (AFC)	0	0	0.0	—	0
2004 Pittsburgh (AFC)	55	23	78	3	2.0	0	0	2004 Pittsburgh (AFC)	1	1	1.0	1	0
NFL Totals	71	26	97	18	2.0	1	1	NFL Totals	1	1	1.0	1	0

Postseason

TACKLES	Solo	AT	Tot.	Sp.T.	Sacks	FF	FR
2002 Pittsburgh (AFC)	7	4	11	0	0.0	0	0
2004 Pittsburgh (AFC)	7	2	9	0	0.0	0	0
NFL Totals	14	6	20	0	0.0	0	0

17 CHRIS GARDOCKI

PUNTER



HEIGHT—6-1

WEIGHT—192

COLLEGE—Clemson

BIRTHDATE—February 4, 1970

BIRTHPLACE—Stone Mountain, Ga.

HOW ACQUIRED—UFA-'04 (March 8, 2004 from Cleveland)

NFL EXPERIENCE—15th Year

GAMES PLAYED-STARTED/POSTSEASON—'91 (4-0/1-0), '92 (16-0/0-0), '93 (16-0/0-0), '94 (16-0/2-0), '95 (16-0/3-0), '96 (16-0/1-0), '97 (16-0/0-0), '98 (16-0/0-0), '99 (16-0/0-0), '00 (16-0/0-0), '01 (16-0/0-0), '02 (16-0/1-0), '03 (16-0/0-0), '04 (16-0/2-0)

CAREER TOTALS: 212-0 (10-0)

PRO: Was a key acquisition prior to the 2004 season and performed at a Pro-Bowl level...originally selected by the Chicago Bears in the third round (78th overall) of the 1991 NFL Draft...signed by the Indianapolis Colts as a free agent on Feb. 25, 1995...signed by the Cleveland Browns as a free agent on Feb. 16, 1999...has not had a punt blocked during his 14 years in the NFL...holds the NFL record for 1,045 career punts without a block...was one of 20 punters to be drafted in the 1990s, but was only one to earn Pro Bowl nomination...can also handle kickoff duties. **2004:** Averaged 43 yards (2,879 total yards) on 67 punts with a net of 37.4, which ranked third in the AFC (tied for sixth in the NFL)...9/12 vs. *Oakland*: was solid in his Steelers' debut...averaged 43.5 yards on six punts (261 yards), including a long of 51 yards...nailed two punts inside the 20-yard line...compiled a net average of 34.7 yards...9/19 at *Baltimore*: averaged 40.9 yards (286 total) on seven punts...had a net



average of 29.1...nailed one punt inside the 20, giving him three for the season, with a long of 54 yards....9/26 at *Miami*: delivered some key punts to help Steelers maintain good field position throughout the game...averaged 44.8 yards (269 total) on six punts for a solid 41.5 yards a punt...nailed three of his six punts inside the 20-yard line, giving him six for the season...did not have a touchback...had two of his six punts travel 65 or more yards...10/3 vs. *Cincinnati*: punted for the 1,000th time in his career on his third attempt of the game...averaged 45.4 yards on five punts for a net of 35.8 and a long of 56 yards...nailed one punt inside the 20-yard line, giving him seven for the season...10/10 vs. *Cleveland*: averaged 44.8 yards on four punts (179 yards), including a long of 51 yards...had a 36.8 net average...10/17 at *Dallas*: averaged 43 yards (215 total) on five punts with a net average of 40...nailed two punts inside the 20-yard line giving him nine for the season...had a long of 51...10/31 vs. *New England*: punted just four times for a 44.3-yard average (177 total yards) and a 40.5 net average...nailed two punts inside the 20-yards line, giving him 11 for the season...11/7 vs. *Philadelphia*: did not punt, the first time in Steelers history they did not punt in a game...11/14 at *Cleveland*: averaged 42.8 yards (171 total) on four punts and a net of 39.3 yards...nailed two punts inside the 20-yard line, giving him 13 for the season...11/21 at *Cincinnati*: was a pivotal factor in the Steelers' victory, nailing five of his seven punts inside the 20-yard line to increase his season total to 18...was named the AFC Special Teams Player of the Week for his effort, earning the award for the first time in his 14-year career...averaged 40.1 yards (281 total) on seven punts for a net of 38.6, including a long of 52 yards...11/28 vs. *Washington*: averaged 38.5 yards (231 total yards) on six punts with a 34.8-yard net average...nailed two punts inside the 20, giving him 20 for the season...had a long of 51 yards...12/5 at *Jacksonville*: averaged 46.4 yards (232 total) on five punts, including a long of 61...had a net average of 37.8 yards and nailed one punt inside the 20, giving him 21 for the season...12/12 vs. *N.Y. Jets*: produced another highly effective day...averaged 42.4 yards on five punts, nailing two inside the 20-yard line to give him 23 for the season...had a net average of 39.6...12/18 at *N.Y. Giants*: did not punt for the second time during the season...12/26 vs. *Baltimore*: did not punt for the second-consecutive game and for the third time during the season, a Steelers' record...1/2/05 at *Buffalo*: punted just three times for 138 yards (48.0 average) and a net of 45 yards with one punt inside the 20-yard line, giving him 24 for the season...1/15/05 vs. *N.Y. Jets*: averaged 39.6 yards (198 total) of five punts for a net average of 39.6...nailed one punt inside the 20-yard line...1/23/05 vs. *New England*: averaged 43 yards with a net of 41 yards on three punts, including one inside the 20-yard line. **2003**: Averaged 42 yards on 68 punts for a 34.8-yard net-punting average...placed 17 punts inside the 20-yard line...10/12 vs. *Oakland*: punted four times for 186 yards (46.5 avg.), a net punting average of 41.5...placed a season-high three punts inside the 20-yard line and had a long of 54 yards...surpassed 40,000 career punting yards (40,094)...had a season-high three punts inside 20 and also booted a season-high 54-yard punt...10/26 at *New England*: had a season-high long of 60 yards. **2002**: Recorded 81 punts

CAREER HIGHLIGHTS

- ◆ Has never had a punt blocked in his 14-year NFL careerHolds
- ◆ NFL record with 1,045 consecutive punts without a block
- ◆ Has ranked in the Top 5 among NFL punters for gross average yards in five of the last eight years
- ◆ 1996 AFC Pro Bowl selection
- ◆ 1996 All-Pro
- ◆ 1996 All-AFC Team

for 3,388 yards (41.8 avg.) and ranked sixth in the AFC and 15th in the NFL...compiled a net-punting average of 35.3, which ranked fourth in the AFC and tied for 12th in the NFL...extended his NFL record of punts without a block to 906 punts...had 27 punts inside the 20, which marked the second highest of his 12-year career (28, 1993)...recorded a season-high 9 punts for 422 yards (46.9 avg.) at Tampa Bay on Oct. 13, including a season-long punt of 59 yards...had nine games with two or more punts inside the 20. **2001:** Recorded 99 punts for 4,249 yards (42.9 avg.), ranking sixth in the AFC and 10th in the NFL...had a net punting average of 34.6...recorded 25 punts inside the 20, which tied for the second highest total of his career...had seven games with two or more punts inside the 20...9/23 vs. *Detroit*: had four punts inside the 20...10/21 vs. *Baltimore*: had a season-long 69-yard punt, which was the second longest of his career...11/11 vs. *Pittsburgh*: booted a season-high nine punts for 376 yards (41.8 avg.), with a net punting average of 38.2...established a career-high five punts inside the 20. **2000:** Appeared in 16 regular-season games and established a franchise record for most punts (108) and yards (4,919) in a season...had five touchbacks, 25 inside the 20 and a long of 67 yards...ranked third in the NFL with a 45.5 gross average, which was the second-highest mark in club history (46.69, Gary Collins, 1965)...tied for fourth in the NFL with a 37.3 average and tied for ninth with a plus-20 inside-20/TB ratio (25/5)...9/3 vs. *Jacksonville*: tied the mark for the longest streak in NFL history with 623 career punts without a block (Dave Jennings, 623, N.Y. Giants, 1976-1983) in the season opener...9/10 at *Cincinnati*: established an NFL record of 624 career punts without having a block on his first punt in the first quarter...12/23 at *Jacksonville*: tied a Browns record and matched a career-high with 12 punts for 517 yards (43.1 avg.), a net punting average of 35.6, with one touchback and one inside the 20-yard line...had a season-high 67-yarder...placed a season-high three punts inside the 20-yard line both at Denver (10/15) and vs. N.Y. Giants (11/5)...nailed two or more inside the 20 seven times...had a season-high average of 50.8 twice [vs. Jacksonville (9/3) and vs. Baltimore (10/1)]. **1999:** Appeared in all 16 regular-season games and recorded 106 punts for 4,645 yards (43.8 avg.), including 11 touchbacks, 20 inside the 20 and a long of 61 yards...ranked fourth in the AFC and fifth in the NFL in gross punting average 43.8...9/26 at *Baltimore*: punted a season-high 10 times for 447 yards (44.7 avg.)...10/10 vs. *Cincinnati*: was credited with a season-high four punts inside the 20...11/14 at *Pittsburgh*: netted a season-long 61-yard punt...also added a 60-yard punt on three occasions: vs. Pittsburgh (9/12), vs. Cincinnati (10/10) and at New Orleans (10/31). **1998:** Attempted 79 punts for 3,583 yards and a 45.4 avg. (37.1 net)...had 10 touchbacks and 23 inside the 20...11/22 at *Buffalo*: recorded his season-long of 62 yards...11/1 vs. *New England*: surpassed 20,000 career yards on final punt...finished the game with seven punts for 304 yards (43.4 avg.)...12/13 vs. *Cincinnati*: produced a season-high average of 53.3 on four punts (213 yards), including three inside the 20 and a long of 58...12/6 at *Atlanta*: compiled a 51.5 avg. on 4 punts for 206 yards with one TB and a long of 55. **1997:** Recorded 67 punts for 3,034 yards (45.3 avg.) to rank second in AFC and third in NFL...trailed only the Saints' Mark Royals (45.9) and the Patriots' Tom Tupa (45.8)...ranked fourth in Colts history...had a plus-12 in inside-20/TB ratio (18/6)...posted eight 45-plus punting averages and 12 averages of 40 or more...9/7 vs. *New England*: recorded a 50.3 average on six punts (302 yards), only the second 50-plus single-game average in Indianapolis history...10/26 at *San Diego*: punted six times for 294 yards (49.0 avg.) with career-long 72-yarder, tying for the second-



longest in Colts history. **1996:** Earned first-career Pro Bowl selection and joined K Cary Blanchard as only third kicking tandem from same team to make game (Jan Stenerud/Jerrel Wilson, Chiefs, 1970-71; Jeff Gossett/Jeff Jaeger, Raiders, 1993)...ranked second in NFL in gross avg. (45.7), net avg. (39.0) and inside the 20-yard line/TB ratio (+21)...had fewest touchbacks in NFL (two)...ranked second in club history (45.9, Rohn Stark, 1985) with 45.7 average...**10/6 at Buffalo:** set Colts records for punts (12) and yard (551)...551 yards is a career-high and 12 punts was a career-high at the time (12, at Jacksonville 12/3/00)...**11/17 vs. N.Y. Jets:** had season-long 61-yard punt and four inside 20...**12/29 at Pittsburgh:** punted eight times for 339 yards (42.4 avg.) with two inside 20 in playoff game...recorded six punts for 254 yards (42.3 avg.), one touchback and a long of 47 in Pro Bowl. **1995:** Punted 63 times for 2,681 yards (42.6 avg.), seven touchbacks and 16 inside 20...had 12 games with 40.0+ gross average...recorded five games with 40 net average or better...ranked seventh in AFC and 11th in NFL in gross average...had 13 punts of 50-plus yards...recorded 15 punts for a 40.4 average with two touchbacks and three inside 20 during playoffs. **1994:** Punted 76 times (37.8 avg.) with nine touchbacks and 23 inside the 20. **1993:** Recorded 80 punts for 38.5 average with two touchbacks and 28 inside the 20...had best marks in NFL for 38 fair catches and two touchbacks...yielded an NFL-low 115 return yards on 22 punts. **1992:** Recorded 79 punts (42.9 avg.) with nine touchbacks and 19 inside the 20, the best average by a Bears punter since 1967 (Bobby Joe Green, 42.9)...had only one touchback in 43 punts on road...**10/18 vs. Tampa Bay:** earned game ball in which he punted four times for 45.5 avg...**9/27 vs. Atlanta:** had season-long 61-yarder...**10/25 at Green Bay:** connected on 43-yard pass off fake punt to Mark Green. **1991:** Did not have any punts but handled kickoffs for final four games and playoff contest vs. Dallas (12/29).

COLLEGE: Was a three-year letterman as punter and placekicker...converted 63-of-89 FGs and 72-of-72 PATs...finished career ranked third in school history in career scoring with 261 points...named first-team All-Atlantic Coast Conference as a junior with a 43.4 punting average...was 22-of-28 FGs and 30-of-30 PATs...was a first-team All-ACC as sophomore after going 22-of-29 FGs, 41-of-41 PATs with 43.0 punting avg...was second-team All-ACC as freshman...was 19-of-32 FGs and 1-of-1 PATs...majored in hotel, restaurant and tourism management.

PERSONAL: Born in Stone Mountain, Ga., and attended Redan High School in Stone Mountain...married to his wife, Sally, and have a son, Cole (9)...In 1997, his wife Sally, an attorney and author, wrote a book titled *The Wives Room*, which provided a behind the scenes look at the life of an NFL wife...both donate time to several non-profit organizations including the Boys and Girls Club and the Taste of the NFL, and have regularly served turkey dinners to area residents during the holidays. Full name: Christopher Allen Gardocki.

Gardocki's Career Single-Game Highs

Regular Season

Punts -12 at Buffalo (10/6/96); at Jacks. (12/3/00)
 Punting Yards - 551 at Buffalo (10/6/96)
 Long Punts - 72 at San Diego (10/26/97)
 Inside 20 - 5 at Cincinnati (11/21/04); vs. Pittsburgh (11/11/01)

Postseason

Punts -12 at Buffalo (10/6/96); at Jacks. (12/3/00)
 Punting Yards - 551 at Buffalo (10/6/96)
 Long Punts - 72 at San Diego (10/26/97)
 Inside 20 - 5 vs. Pittsburgh (11/11/01)



GARDOCKI'S GAME-BY-GAME STATISTICS

2004

Date	Opponent	No.	Yds.	Avg.	Long	Net		TB	120
						Avg.	Bkdk.		
9/12	OAKLAND	6	261	43.5	51	34.7	0	2	2
9/19	at Baltimore	7	286	40.9	56	29.1	0	0	1
9/26	at Miami	6	269	44.8	58	41.5	0	0	3
10/3	CINCINNATI	5	227	45.4	56	35.8	0	1	1
10/10	CLEVELAND	4	179	44.8	51	36.8	0	1	0
10/17	at Dallas	5	215	43.0	51	40.0	0	0	2
10/31	NEW ENGLAND	4	177	44.3	48	40.5	0	0	2
11/7	PHILADELPHIA	0	0	0.0	—	0.0	0	0	0
11/14	at Cleveland	4	171	42.8	50	39.3	0	0	2
11/21	at Cincinnati	7	281	40.1	52	38.6	0	0	5
11/28	WASHINGTON	6	231	38.5	51	34.8	0	0	2
12/5	at Jacksonville	5	232	46.4	61	37.8	0	0	1
12/12	N.Y. JETS	5	212	42.4	51	39.6	0	0	2
12/18	at N.Y. Giants	0	0	0.0	—	0.0	0	0	0
12/26	BALTIMORE	0	0	0.0	—	0.0	0	0	0
1/2/05	at Buffalo	3	138	46.0	51	45.0	0	0	1
SEASON TOTALS		67	2,879	43.0	61	37.4	0	6	24

POSTSEASON

1/15	N.Y. JETS	5	198	39.6	48	23.0	0	0	1
1/23	NEW ENGLAND	3	129	43.0	44	41.0	0	0	1
POSTSEASON TOTALS		8	327	40.9	48	29.8	0	0	2

2003

Date	Opponent	No.	Yds.	Avg.	Long	Net		TB	120
						Avg.	Bkdk.		
9/7	INDIANAPOLIS	3	127	42.3	49	35.0	0	1	2
9/14	at Baltimore	8	326	40.8	50	34.0	0	0	1
9/21	at San Francisco	4	175	43.8	47	35.8	0	1	2
10/5	at Pittsburgh	4	169	42.3	54	32.5	0	0	0
10/12	OAKLAND	4	186	46.5	54	41.5	0	1	3
10/19	SAN DIEGO	4	175	43.8	50	28.5	0	0	1
10/26	NEW ENGLAND	8	351	43.9	60	38.4	0	0	1
11/9	at Kansas City	5	209	41.8	56	37.8	0	1	2
11/16	ARIZONA	2	90	45.0	47	45.5	0	0	0
11/23	PITTSBURGH	4	149	37.3	46	35.7	0	0	1
11/30	at Seattle	4	142	35.5	41	33.3	0	0	2
12/8	ST. LOUIS	4	172	43.0	52	32.3	0	1	0
12/14	at Denver	4	208	52.0	56	34.0	0	2	0
12/21	BALTIMORE	7	271	38.7	48	30.1	0	2	1
12/28	at Cincinnati	3	106	35.3	44	35.7	0	0	1
SEASON TOTALS		72	3,019	41.9	60	34.8	0	10	17



GARDOCKI'S GAME-BY-GAME STATISTICS (cont.)

2002

<u>Date</u>	<u>Opponent</u>	<u>No.</u>	<u>Yds.</u>	<u>Avg.</u>	<u>Long</u>	<u>Net</u>		<u>TB</u>	<u>I20</u>
						<u>Avg.</u>	<u>Blkd.</u>		
9/8	KANSAS CITY	2	74	37.0	47	27.0	0	1	0
9/15	CINCINNATI	5	235	47.0	49	46.6	0	0	2
9/22	at Tennessee	5	208	41.6	49	31.6	0	1	2
9/29	at Pittsburgh	5	233	46.6	53	43.8	0	0	3
10/6	BALTIMORE	4	185	46.3	52	34.3	0	0	1
10/13	at Tampa Bay	9	422	46.9	59	29.1	0	2	0
10/20	HOUSTON	7	278	39.7	48	37.7	0	0	4
10/27	at N.Y. Jets	6	252	42.0	49	21.5	0	1	1
11/3	PITTSBURGH	5	200	40.0	44	37.8	0	0	1
11/17	at Cincinnati	4	158	39.5	48	38.0	0	0	2
11/24	at New Orleans	4	152	38.0	49	36.3	0	0	2
12/1	CAROLINA	4	130	32.5	37	31.0	0	0	1
12/8	at Jacksonville	5	199	39.8	52	35.6	0	1	1
12/15	INDIANAPOLIS	8	342	42.8	47	38.4	0	0	3
12/22	at Baltimore	5	207	41.4	51	39.2	0	0	2
12/29	ATLANTA	3	113	37.7	49	37.7	0	0	2
SEASON TOTALS		81	3,388	41.8	59	35.3	0	6	27

POSTSEASON

1/5	at Pittsburgh	7	270	38.6	42	24.7	0	1	1
POSTSEASON TOTALS		7	270	38.6	42	24.7	0	1	1

2001

<u>Date</u>	<u>Opponent</u>	<u>No.</u>	<u>Yds.</u>	<u>Avg.</u>	<u>Long</u>	<u>Net</u>		<u>TB</u>	<u>I20</u>
						<u>Avg.</u>	<u>Blkd.</u>		
9/9	SEATTLE	6	282	47.0	58	39.3	0	0	1
9/23	DETROIT	6	260	43.3	50	42.0	0	0	4
9/30	at Jacksonville	5	192	38.4	49	36.0	0	0	2
10/7	SAN DIEGO	6	266	44.3	49	41.2	0	0	0
10/14	at Cincinnati	8	367	45.9	55	36.4	0	2	1
10/21	BALTIMORE	8	375	46.9	69	37.0	0	1	1
11/4	at Chicago	8	316	39.5	54	28.0	0	2	3
11/11	PITTSBURGH	9	376	41.8	50	38.2	0	0	5
11/18	at Baltimore	4	196	49.0	56	33.0	0	1	0
11/25	CINCINNATI	7	325	46.4	54	22.7	0	2	0
12/2	TENNESSEE	7	300	42.9	48	38.1	0	0	1
12/9	at New England	5	227	45.4	52	18.8	0	0	0
12/16	JACKSONVILLE	3	82	27.3	33	27.3	0	0	2
12/23	at Green Bay	7	303	43.3	57	37.0	0	1	1
12/30	at Tennessee	3	119	39.7	50	37.0	0	0	2
1/6	at Pittsburgh	7	263	37.6	45	34.5	0	0	2
SEASON TOTALS		99	4,249	42.9	69	34.6	0	9	25

GARDOCKI'S GAME-BY-GAME STATISTICS (cont.)**2000**

<u>Date</u>	<u>Opponent</u>	<u>No.</u>	<u>Yds.</u>	<u>Avg.</u>	<u>Long</u>	<u>Net</u>		<u>Blk.</u>	<u>TB</u>	<u>I20</u>
						<u>Avg.</u>	<u>Yds.</u>			
9/3	JACKSONVILLE	5	254	50.8	66	47.4	0	0	0	2
9/10	at Cincinnati	7	338	48.3	56	43.3	0	0	0	2
9/17	PITTSBURGH	4	194	48.5	52	33.5	0	0	0	2
9/24	at Oakland	5	224	44.8	57	38.2	0	1	1	1
10/1	BALTIMORE	4	203	50.8	60	32.3	0	0	0	1
10/8	at Arizona	7	295	42.1	61	35.6	0	1	1	1
10/15	at Denver	8	370	46.3	56	42.4	0	0	0	3
10/22	at Pittsburgh	8	382	47.8	54	37.4	0	0	0	2
10/29	CINCINNATI	8	339	42.4	57	37.3	0	1	1	1
11/5	N.Y. GIANTS	6	295	49.2	63	44.2	0	0	0	3
11/12	NEW ENGLAND	6	252	42.0	50	33.5	0	0	0	1
11/19	at Tennessee	8	367	45.9	50	31.3	0	0	0	1
11/26	at Baltimore	10	491	49.1	55	36.5	0	0	0	1
12/3	at Jacksonville	12	517	43.1	67	35.6	0	1	1	1
12/10	PHILADELPHIA	3	116	38.7	46	27.0	0	1	1	1
12/17	TENNESSEE	7	282	40.3	53	36.9	0	0	0	2
SEASON TOTALS		108	4,919	45.5	67	37.3	0	5	25	

1999

<u>Date</u>	<u>Opponent</u>	<u>No.</u>	<u>Yds.</u>	<u>Avg.</u>	<u>Long</u>	<u>Net</u>		<u>Blk.</u>	<u>TB</u>	<u>I20</u>
						<u>Avg.</u>	<u>Yds.</u>			
9/12	PITTSBURGH	6	285	47.5	60	38.0	0	2	0	0
9/19	at Tennessee	5	239	47.8	55	42.0	0	0	0	2
9/26	at Baltimore	10	447	44.7	58	34.4	0	2	1	1
10/3	NEW ENGLAND	9	393	43.6	53	35.3	0	2	1	1
10/10	CINCINNATI	8	341	42.6	60	36.3	0	1	4	1
10/17	at Jacksonville	7	248	35.4	54	26.7	0	2	1	1
10/24	at St. Louis	5	244	48.8	58	45.8	0	0	0	1
10/31	at New Orleans	7	305	43.6	60	36.1	0	0	0	1
11/7	BALTIMORE	8	366	45.8	55	37.1	0	1	1	1
11/14	at Pittsburgh	8	347	43.4	61	32.5	0	0	0	1
11/21	CAROLINA	3	153	51.0	53	42.3	0	0	0	0
11/28	TENNESSEE	6	232	38.7	49	22.3	0	0	0	1
12/5	at San Diego	5	223	44.6	54	32.6	0	0	0	1
12/12	at Cincinnati	5	223	44.6	51	26.4	0	0	0	1
12/19	JACKSONVILLE	8	340	42.5	52	34.6	0	1	2	1
12/26	INDIANAPOLIS	6	259	43.2	50	33.8	0	0	0	2
SEASON TOTALS		106	4,645	43.8	61	34.6	0	11	20	



GARDOCKI'S GAME-BY-GAME STATISTICS (cont.)

GARDOCKI'S CAREER STATISTICS

Regular Season

Punting	No.	Yds.	Avg.	Opp.	Ret.	Net		In		
				Ret	Yds.	Avg.	TB	20	LG	Blk
1991 Chicago (NFC)	0	0	0.0	0	0	0	0	0	0	0
1992 Chicago (NFC)	79	3,393	42.9	38	351	36.2	9	19	61	0
1993 Chicago (NFC)	80	3,080	38.5	22	115	36.6	2	28	58	0
1994 Chicago (NFC)	76	2,871	37.8	26	225	32.4	9	23	57	0
1995 Indianapolis (AFC)	63	2,681	42.6	37	436	33.4	7	16	69	0
1996 Indianapolis (AFC)	68	3,105	45.7	38	413	39.0	2	23	61	0
1997 Indianapolis (AFC)	67	3,034	45.3	43	491	36.2	6	18	72	0
1998 Indianapolis (AFC)	79	3,583	45.4	42	451	37.1	10	23	62	0
1999 Cleveland (AFC)	106	4,645	43.8	68	762	34.6	11	20	61	0
2000 Cleveland (AFC)	108	4,919	45.5	69	793	37.3	5	25	67	0
2001 Cleveland (AFC)	99	4,249	42.9	52	647	34.6	9	25	69	0
2002 Cleveland (AFC)	81	3,388	41.8	42	408	35.3	6	27	59	0
2003 Cleveland (AFC)	72	3,019	41.9	33	316	34.6	10	18	60	0
2004 Pittsburgh (AFC)	<u>67</u>	<u>2,879</u>	<u>43.0</u>	<u>33</u>	<u>252</u>	<u>37.4</u>	<u>6</u>	<u>24</u>	<u>61</u>	<u>0</u>
Totals	1,045	44,846	42.9	543	5,660	37.3	92	289	72	0
Steelers Totals	67	2,879	43.0	33	252	37.4	6	24	58	0

Postseason

Punting	No.	Yds.	Avg.	Opp.	Ret.	Net		In		
				Ret	Yds.	Avg.	TB	20	LG	Blk
1991 Chicago (NFC)	0	0	0.0	0	0	0.0	0	0	0	0
1994 Chicago (NFC)	7	263	37.6	2	6	36.7	0	1	50	0
1995 Indianapolis (AFC)	15	606	40.4	7	87	31.9	2	3	53	0
1996 Indianapolis (AFC)	8	339	42.4	5	77	32.8	0	2	49	0
2002 Cleveland (AFC)	7	270	38.6	4	77	24.7	1	1	42	0
2004 Pittsburgh (AFC)	<u>8</u>	<u>327</u>	<u>40.9</u>	<u>7</u>	<u>89</u>	<u>29.8</u>	<u>0</u>	<u>2</u>	<u>48</u>	<u>0</u>
NFL Totals	45	1,805	40.1	25	336	32.6	3	9	53	0
Steelers Totals	8	327	40.9	7	89	29.8	0	2	48	0

53 CLARK HAGGANS

LINEBACKER

Steelers

**HEIGHT**—6-4**WEIGHT**—243**COLLEGE**—Colorado State**BIRTHDATE**—January 10, 1977**BIRTHPLACE**—Torrance, Calif.**HOW ACQUIRED**—D5a-'00 (#8, 137)**NFL EXPERIENCE**—5th Year**CAREER GAMES-STARTS/POSTSEASON**: '00 (3-0/2-0), '01 (16-1/2-0), '02 (16-1/2-0), '03 (16-2/0-0), '04 (13-13/2-2)**CAREER TOTALS**: 64-17 (6-2)

PRO: Haggans has been a solid linebacker and special-teams player throughout his career. **2004:** Fractured his hand while lifting weights prior to training camp...had surgery to repair a fracture in two fingers...began the season as a starter for the first time during his career...started 13-straight games before missing the final three games of the season with a hamstring injury...returned from injury to make his first postseason start...9/12 vs. *Oakland*: was very impressive in his first game as a full-time starter...led the team with two sacks and two caused fumbles...finished with six total tackles (three solo)...logged all 65 defensive plays...9/19 at *Baltimore*: registered four tackles (three solo)...played all 64 defensive snaps...9/26 at *Miami*: finished with four total tackles (four solo)...also was credited with two quarterback hurries/pressures...logged all 61 defensive plays...10/3 vs. *Cincinnati*: finished with one total tackle...also was credited with a quarterback hurry/pressure...played 66 defensive snaps...10/10 vs. *Cleveland*: was credited with the sack and then recovered a fumble by Jeff Garcia late in the game to help secure the Steelers' win...finished with two tackles (one solo)...was credited with one quarterback hurry/pressure...played all 59 defensive snaps...10/17 at *Dallas*: registered four total tackles (two solo)...also was credited with two quarterback hurries/pressures...played all 63 defensive snaps...10/31 vs. *New England*: was credited with two solo tackles and two quarterback hurries/pressures...11/7 vs. *Philadelphia*: registered his fourth sack of the season and finished with four solo stops...11/14 at *Cleveland*: finished with four total tackles (two solo)...also was credited with a quarterback hurry/pressure...played all 51 defensive snaps...11/21 at *Cincinnati*: registered one assist...played all 46 defensive snaps...11/28 vs. *Washington*: recorded two sacks in a game for the first time since the season opener, raising his season total to six...finished with five total tackles (four solo)...also was credited with two quarterback hurries/pressures...12/5 at *Jacksonville*: registered his seventh sack of the season...finished with six total tackles (three solos)...12/12 vs. *N.Y. Jets*: was having another solid game until aggravating a groin injury in the first quarter...did not return to action...finished with two solo tackles...12/18 at *N.Y. Giants*: was inactive due to a hamstring injury...1/15/05 vs. *N.Y. Jets*: returned to active duty after missing three games with his hamstring injury to start his first postseason game...recorded the first postseason sack of his career and fin-



ished with seven total tackles (three solo)...also was credited with one pass defended...1/23/05 vs. *New England*: registered his second sack of the postseason for a seven-yard loss...finished with six total tackles (two solo). **2003**: Was named special teams captain for the first time in his career...finished with 12 total tackles (10 solo)...also was credited with one sack and 18 special-teams tackles (eight solo)...9/7 vs. *Baltimore*: filled in masterfully for the injured Joey Porter in season-opener...finished with nine total tackles (seven solo), including a sack for three yards...also forced a fumble...10/26 vs. *St. Louis*: made a key block on Antwaan Randle El's 84-yard punt return for a touchdown...was credited with one special-teams assist...played five defensive snaps...11/2 at *Seattle*: tied for team honors with three special-teams tackles (one solo). **2002**: Had his role greatly expanded in 2002, serving as the team's pass-rushing specialist...finished with a season-high 6½ sacks during the regular season...was second on the team in special-teams tackles (17) after leading the team in 2001 (23)...finished the season with 28 total tackles (23 solo stops) on defense...also was credited with one forced fumble...9/9 at *New England*: logged 20 defensive plays in season-opener...was credited with one tackle and a half sack, the first of his career...9/15 vs. *Oakland*: played his most significant action to that point of his Steelers career, filling in for injured Kendrell Bell...played 46 defensive snaps...finished with a career-high two sacks...also was credited with three total tackles...9/29 vs. *Cleveland*: registered another half sack (with Kimo von Oelhoffen) in his added role in place of Bell...nearly had his first-career interception when a Tim Couch pass went through his hands...played 23 defensive snaps...finished with one tackle...was credited with two quarterback hurries/pressures...10/6 at *New Orleans*: played 12 defensive snaps...was credited with one quarterback hurry/pressure...also had one special-teams assist...10/13 at *Cincinnati*: registered a half sack...logged 39 defensive plays...finished with six total tackles (five solo)...also was credited with two quarterback hurries/pressures...10/21 vs. *Indianapolis*: was credited with two tackles (one solo) and a special-teams assist...also had a pass defense and two quarterback hurries/pressures...played 32 defensive snaps...10/27 at *Baltimore*: registered another sack, giving him 4½ for the season...also forced a fumble that was recovered by Dewayne Washington...finished with four total tackles (three solo)...also was credited with three quarterback hurries/pressures and two special-teams tackles...11/3 at *Cleveland*: finished with one tackle...also was credited with 1½ sacks, three quarterback hurries/pressures and two solo special-teams tackles...1/5/03 vs. *Cleveland*: was credited with two special-teams tackles in Wild Card game...1/11/03 at *Tennessee*: finished with two tackles (one solo) in Divisional Playoff game. **2001**: Led the team with 23 special-teams tackles...9/9 at *Jacksonville*: played seven plays...was credited with one special-teams tackle...1/6/02 vs. *Cleveland*: made his first-career start as a pro for the deactivated Joey Porter, who was resting his sore shoulder...finished with five tackles (three solo)...1/20 vs. *Baltimore*: was credited with one special-teams tackle in AFC Playoff game...1/27 vs. *New England*: registered one special-teams tackle in AFC Championship game. **2000**: Dressed for just three games...finished the preseason as the Steelers' second-leading tackler, registering 17 total stops and 13 solo tackles...also had a sack and forced two fumbles...9/3 vs. *Baltimore*: played exclusively on special teams...did not register a tackle...was deactivated for 12-consecutive weeks...12/10 at *N.Y. Giants*: dressed for the first time in 13 weeks when Mike Vrabel was unable to play because of a knee injury...saw action only on special teams.



COLLEGE: Played defensive end in college after walking-on as a freshman...is Colorado State's all-time sacks leader. **1999:** Finished with 87 tackles, 14 tackles for losses and eight sacks. **1998:** Registered 66 tackles, including 14 tackles for losses and 11 sacks as a junior. **1997:** Started every game and recorded 66 tackles (16 for losses) and 11 sacks. **1996:** Registered 43 tackles, 10 stops for losses and three sacks. **1995:** redshirted as a walk-on...majored in art.

PERSONAL: Played football, basketball and track at Peninsula High School in Torrance, Calif...earned three varsity letters in each sport...was named All-League as a tight end and a defensive tackle in 1993 and '94, respectively...also earned All-Division honors...helped Peninsula to league title in 1994...is the son of Ollie and Doris Haggans...has one sister...Full name: Clark Cromwell Haggans.

HAGGANS' CAREER STATISTICS

Regular Season

<u>TACKLES</u>	<u>Solo</u>	<u>AT</u>	<u>Tot.</u>	<u>Sp.T.</u>	<u>Sacks</u>	<u>FF</u>	<u>FR</u>
2000 Pittsburgh (AFC)	0	0	0	0	0/0	0	0
2001 Pittsburgh (AFC)	3	1	4	23*	0/0	0	0
2002 Pittsburgh (AFC)	23	5	28	12	6.5	1	0
2003 Pittsburgh (AFC)	10	2	12	18	1.0	1	0
2004 Pittsburgh (AFC)	30	15	45	0	6.0	2	1
NFL Totals	66	23	89	53	13.5	4	1

Postseason

<u>TACKLES</u>	<u>Solo</u>	<u>AT</u>	<u>Tot.</u>	<u>Sp.T.</u>	<u>Sacks</u>	<u>FF</u>	<u>FR</u>
2001 Pittsburgh (AFC)	0	0	0	2	0/0	0	0
2002 Pittsburgh (AFC)	1	1	2	2	0.0	0	0
2004 Pittsburgh (AFC)	5	8	13	0	2.0	0	0
NFL Totals	6	9	15	4	2.0	0	0

* Led Team

HAGGANS' GAME-BY-GAME STATISTICS

2004

<u>Date</u>	<u>Opponent</u>	<u>T</u>	<u>AT</u>	<u>TOT</u>	<u>Sack/</u>				
					<u>YDS</u>	<u>INT</u>	<u>PD</u>	<u>FF</u>	<u>FR</u>
9/12	OAKLAND	3	3	6	2.0/0	0/0	0	2	0
9/19	at Baltimore	3	1	4	0.0/0	0/0	0	0	0
9/26	at Miami	3	1	4	0.0/0	0/0	0	0	0
10/3	CINCINNATI	1	0	1	0.0/0	0/0	0	0	0
10/10	CLEVELAND	1	1	2	0.0/0	0/0	0	0	1
10/17	at Dallas	2	2	4	0.0/0	0/0	0	0	0
10/31	NEW ENGLAND	2	0	2	0.0/0	0/0	0	0	0
11/7	PHILADELPHIA	4	0	4	1.0/1	0/0	0	0	0
11/14	at Cleveland	2	2	4	0.0/0	0/0	0	0	0
11/21	at Cincinnati	0	1	1	0.0/0	0/0	0	0	0
11/28	WASHINGTON	4	1	5	2.0/9	0/0	0	0	0
12/5	at Jacksonville	3	3	6	1.0/5	0/0	0	0	0
12/12	N.Y. JETS	2	0	2	0.0/0	0/0	0	0	0
12/18	at N.Y. Giants	INACTIVE							
12/26	BALTIMORE	INACTIVE							
1/2/05	at Buffalo	INACTIVE							
SEASON TOTALS		30	15	45	6.0/15	0/0	0	2	1

HAGGANS' GAME-BY-GAME STATISTICS

POSTSEASON

1/15	N.Y. JETS	3	4	7	1.0/11	0/0	1	0	0
1/23	NEW ENGLAND	2	4	6	1.0/7	0/0	0	0	0
POSTSEASON TOTALS		5	8	13	2.0/18	0/0	1	0	0

2003

Date	Opponent	T	AT	TOT	Sack/				
					YDS	INT	PD	FF	FR
9/7	BALTIMORE	7	2	9	1.0/3	0/0	0	1	0
9/14	at Kansas City	2	0	2	0.0/0	0/0	0	0	0
9/21	at Cincinnati	1	0	1	0.0/0	0/0	0	0	0
9/28	TENNESSEE	0	0	0	0.0/0	0/0	0	0	0
10/5	CLEVELAND	0	0	0	0.0/0	0/0	0	0	0
10/12	at Denver	0	0	0	0.0/0	0/0	0	0	0
10/26	ST. LOUIS	0	0	0	0.0/0	0/0	0	0	0
11/2	at Seattle	0	0	0	0.0/0	0/0	0	0	0
11/9	ARIZONA	0	0	0	0.0/0	0/0	0	0	0
11/17	at San Francisco	0	0	0	0.0/0	0/0	0	0	0
11/23	at Cleveland	0	0	0	0.0/0	0/0	0	0	0
11/30	CINCINNATI	0	0	0	0.0/0	0/0	0	0	0
12/7	OAKLAND	0	0	0	0.0/0	0/0	0	0	0
12/14	at N.Y. Jets	0	0	0	0.0/0	0/0	0	0	0
12/21	SAN DIEGO	0	0	0	0.0/0	0/0	0	0	0
12/28	at Baltimore	0	0	0	0.0/0	0/0	0	0	0
SEASON TOTALS		10	2	12	1.0/3	0/0	0	1	0

2002

Date	Opponent	T	AT	TOT	Sack/				
					YDS	INT	PD	FF	FR
9/9	at New England	1	0	1	0.5/1.5	0/0	0	0	0
9/15	OAKLAND	2	1	3	2.0/18	0/0	0	0	0
9/29	CLEVELAND	1	0	1	0.5/3	0/0	1	0	0
10/6	at New Orleans	0	0	0	0.0/0	0/0	0	0	0
10/13	at Cincinnati	5	1	6	0.5/4.5	0/0	0	0	0
10/21	INDIANAPOLIS	1	1	2	0.0/0	0/0	1	0	0
10/27	at Baltimore	3	1	4	1.0/5	0/0	0	1	0
11/3	at Cleveland	1	0	1	1.5/11	0/0	0	0	0
11/10	ATLANTA	1	0	1	0.0/0	0/0	0	0	0
11/17	at Tennessee	2	0	2	0.0/0	0/0	0	0	0
11/24	CINCINNATI	2	0	2	0.0/0	0/0	0	0	0
12/1	at Jacksonville	2	0	2	0.0/0	0/0	0	0	0
12/8	HOUSTON	1	0	1	0.0/0	0/0	0	0	0
12/15	CAROLINA	0	1	0	0.5/3	0/0	0	0	0
12/23	at Tampa Bay	0	0	0	0.0/0	0/0	0	0	0
12/29	BALTIMORE	1	0	1	0.0/0	0/0	1	0	0
SEASON TOTALS		23	5	28	6.5/48	0/0	3	1	0

POSTSEASON

1/5	CLEVELAND	0	0	0	0.0/0	0/0	0	0	0
1/11	at Tennessee	1	1	2	0.0/0	0/0	0	0	0
POSTSEASON TOTALS		1	1	2	0.0/0	0/0	0	0	0

98 CASEY HAMPTON

NOSE TACKLE

Steelers



HEIGHT-6-1

WEIGHT-325

COLLEGE-Texas

BIRTHDATE-September 3, 1977

BIRTHPLACE-Galveston, Texas

HOW ACQUIRED-D1-'01 (#19)

NFL EXPERIENCE-4th Year

CAREER GAMES-STARTS/POSTSEASON: '01 (16-11/2-2), '02 (16-16/2-2), '03 (16-16/0-0), '04 (6-6/0-0)

CAREER TOTALS: 54-49 (4-4)

PRO: The Steelers number-one draft pick in 2001, Hampton quickly emerged as a force in the middle of the Steelers' defensive line.

2004: Was placed on reserved/injured Oct. 20 after suffering knee injury in Oct. 17 game at Dallas... 9/12 vs. *Oakland*: had a solid day...finished with two total tackles (one solo)...

also was credited with two quarterback hurries/pressures...played 45 defensive snaps...9/19 at *Baltimore*...recorded six total tackles (three solo)...also was credited with one quarterback hurry/pressure...played 55 defensive snaps...9/26 at *Miami*: finished with three total tackles (two solo)...also led the team with three quarterback hurries/pressures...played 48 defensive snaps...10/3 vs. *Cincinnati*: finished with two solo tackles...played 53 defensive snaps...10/10 vs. *Cleveland*: registered two total tackles (one solo)...also was credited with one quarterback hurry/pressure...played 38 defensive plays...10/17 at *Dallas*: left the game late in the fourth quarter with a season-ending knee injury...finished with two tackles (one solo)...also was credited with a quarterback hurry/pressure...played 44 defensive snaps. **2003:** Earned first trip to the Pro Bowl after recording a career-high 44 total tackles (32 solo stops)...also had one sack and two passes defended...9/14 at *Kansas City*: registered his only sack of the season for one yard...logged 50 defensive plays...9/28 vs. *Tennessee*: finished with four tackles (three solo), including 2½ tackles for no gain...logged 33 defensive snaps...10/12 at *Denver*: was very disruptive and was perhaps the defensive player of the game...finished with three total tackles (two solo)...also was credited with one quarterback hurry/pressure and a pass defended...played 41 defensive snaps. **2002:** Finished with 41 total tackles, including a career-high two sacks...really came on strong during the latter part of the season...10/6 at *New Orleans*: had one of his best days of the early season...played 46 defensive snaps...finished with four tackles (two solo), including a tackle for a loss of one yard...also was credited with a quarterback hurry/pressure...10/13 at *Cincinnati*: recovered the second fumble of his career—on a sack by Joey Porter—and ran 36 yards to set up a Steelers TD...played 33 defensive snaps...12/15 vs. *Carolina*:

CAREER HIGHLIGHTS

- ◆ 2004 Pro Bowl
- ◆ 2003 Set Career-High Tackles (44)
- ◆ 2001 First-Round Draft Pick (19th overall)

was credited with one tackle...recorded his first career sack versus Carolina (12/15)...finished with two total tackles...played 37 defensive snaps...12/23 at *Tampa Bay*: had a very active day...finished with three tackles (all solo)...also had his second sack in as many games and forced two fumbles...12/29 vs. *Baltimore*: finished with one assist...1/5/03 vs. *Cleveland*: was instrumental in limiting the Browns to just 38 yards rushing in Wild Card game...finished with three total tackles (one solo), one for a loss of a yard...1/11 at *Tennessee*: forced a fumble on a hard tackle on Eddie George that led to a Steelers TD in Divisional Playoff game...finished with four total tackles (three solo)...also was credited with a pass defended on a tipped pass.

2001: Started the final 11 games of the regular season plus the two postseason games...finished with 33 total tackles (26 solo stops) and one sack...also had a fumble recovery...9/9 at *Jacksonville*: saw extensive playing time even though he did not start in the season-opener...played 27 defensive snaps...was credited with one quarterback hurry/pressure...9/30 at *Buffalo*: split time with Kendrick Clancy...logged 23 defensive snaps...10/29 vs. *Tennessee*: made his first start as a pro...played 20 defensive snaps...finished with two solo tackles...11/4 vs. *Baltimore*: started for the second-straight game...logged 28 defensive plays...finished with four total tackles (three solo)...11/11 at *Cleveland*: started his third-straight game...recorded his first pro sack in the fourth quarter...played 36 defensive snaps...finished with three total tackles...also had a quarterback hurry/pressure...11/18 vs. *Jacksonville*: played well again in his fourth-straight start...played 28 defensive snaps...recorded three solo tackles...also recovered the first fumble of his career on Jacksonville's last drive of the game to seal the Steelers' victory...1/20 vs. *Baltimore*: had two assists in AFC Playoff game...1/27 vs. *New England*: finished with two assists in AFC Championship game.

COLLEGE: Started 37-consecutive games for the Longhorns...became the first defensive lineman to lead the team in tackles two consecutive seasons (1999-2000)...recorded 329 tackles (177 solo) to rank 11th on the school's all-time list, the most by a down lineman since Steve McMichael totaled 369 (1976-79)...registered 9½ sacks and 54 stops for losses...also registered 56 quarterback pressures and caused nine fumbles. **2000:** Earned All-American first-team honors as a senior from The Football Writers Association, *The Sporting News*, Walter Camp and *The Sports Xchange*...was a consensus All-Big 12 Conference first-team selection and Defensive Player of the Year...posted 78 tackles (41 solo) with 3½ sacks and 18 stops for losses...credited with 22 quarterback pressures. **1999:** Was an All-America first-team selection by the Football Writers Association and *Associated Press* as a junior...received second-team honors from *The Sporting News*...was an All-Big 12 Conference second-team choice...named the team's Most Consistent Defensive Player for the second year in a row...received the Dr. Nasser Al-Rashid Strength and Conditioning Award...became the first Longhorn lineman since Brian Espinoza (118 in 1986) to lead the team in tackles, registering a career-high 101 tackles (50 solo) with three sacks and 21 stops for losses...was credited with 24 quarterback pressures...caused and recovered a pair of fumbles. **1998:** Was an All-Big 12 Conference second-team choice...named the team's Most Consistent Defensive Player...started every game...recorded 60 tackles (29 solo) with two sacks and eight stops for losses...registered six quarterback pressures, five pass deflections and recovered one fumble. **1997:** Appeared in three games before being granted a medical redshirt...finished with 13 tackles (6 solo), a forced fumble and a quarterback pressure. **1996:** Played in every game as a true freshman, starting

six at nose guard...recorded 77 tackles (51 solo), one sack and seven stops for losses...had three quarterback pressures and a forced fumble...majored in history.

PERSONAL: Was an All-State Class 5A first-team selection and two-time District Defensive Player of the Year at Ball (Galveston, Texas) High...recorded 102 tackles with 12 sacks, two forced fumbles and a fumble recovery while also blocking three kicks as a senior...blocked three kicks and made 116 tackles as a junior...regularly volunteered at the Austin Children's Hospital...is the son of Ivory Anderson...Full name: Casey Hampton.

HAMPTON'S CAREER STATISTICS

Regular Season

<u>TACKLES</u>	<u>Solo</u>	<u>AT</u>	<u>Tot.</u>	<u>Sp.T.</u>	<u>Sacks</u>	<u>FF</u>	<u>FR</u>
2001 Pittsburgh (AFC)	26	7	33	0	1.0	0	1
2002 Pittsburgh (AFC)	30	11	41	0	2.0	2	1
2003 Pittsburgh (AFC)	31	13	44	0	1.0	0	0
2004 Pittsburgh (AFC)	10	7	17	0	0.0	0	0
NFL Totals	97	38	135	0	4.0	2	2

Postseason

<u>TACKLES</u>	<u>Solo</u>	<u>AT</u>	<u>Tot.</u>	<u>Sp.T.</u>	<u>Sacks</u>	<u>FF</u>	<u>FR</u>
2001 Pittsburgh (AFC)	0	4	4	0	0.0	0	0
2002 Pittsburgh (AFC)	4	3	7	0	0.0	1	0
NFL Totals	4	7	11	0	0.0	1	0

HAMPTON'S GAME-BY-GAME STATISTICS

2004

<u>Date</u>	<u>Opponent</u>	<u>T</u>	<u>AT</u>	<u>TOT</u>	<u>Sack/</u>				
					<u>YDS</u>	<u>INT</u>	<u>PD</u>	<u>FF</u>	<u>FR</u>
9/12	OAKLAND	1	1	2	0.0/0	0/0	0	0	0
9/19	at Baltimore	3	3	6	0.0/0	0/0	0	0	0
9/26	at Miami	2	1	3	0.0/0	0/0	0	0	0
10/3	CINCINNATI	2	0	2	0.0/0	0/0	0	0	0
10/10	CLEVELAND	1	1	2	0.0/0	0/0	0	0	0
10/17	at Dallas	1	1	2	0.0/0	0/0	0	0	0
10/31	NEW ENGLAND	RESERVED - INJURED							
11/7	PHILADELPHIA	RESERVED - INJURED							
11/14	at Cleveland	RESERVED - INJURED							
11/21	at Cincinnati	RESERVED - INJURED							
11/28	WASHINGTON	RESERVED - INJURED							
12/5	at Jacksonville	RESERVED - INJURED							
12/12	N.Y. JETS	RESERVED - INJURED							
12/18	at N.Y. Giants	RESERVED - INJURED							
12/26	BALTIMORE	RESERVED - INJURED							
1/2/05	at Buffalo	RESERVED - INJURED							
SEASON TOTALS		10	7	17	0.0/0	0/0	0	0	0

POSTSEASON

1/15	N.Y. JETS	RESERVED - INJURED
1/23	NEW ENGLAND	RESERVED - INJURED



HAMPTON'S GAME-BY-GAME STATISTICS (cont.)**2003**

<u>Date</u>	<u>Opponent</u>				Sack/					
		<u>T</u>	<u>AT</u>	<u>TOT</u>	<u>YDS</u>	<u>INT</u>	<u>PD</u>	<u>FF</u>	<u>FR</u>	
9/7	BALTIMORE	2	0	2	0.0/0	0/0	0	0	0	
9/14	at Kansas City	3	0	3	1.0/1	0/0	0	0	0	
9/21	at Cincinnati	1	0	1	0.0/0	0/0	0	0	0	
9/28	TENNESSEE	3	1	4	0.0/0	0/0	0	0	0	
10/5	CLEVELAND	1	2	3	0.0/0	0/0	0	0	0	
10/12	at Denver	2	1	3	0.0/0	0/0	1	0	0	
10/26	ST. LOUIS	1	0	1	0.0/0	0/0	0	0	0	
11/2	at Seattle	3	1	4	0.0/0	0/0	0	0	0	
11/9	ARIZONA	2	2	4	0.0/0	0/0	0	0	0	
11/17	at San Francisco	2	2	4	0.0/0	0/0	0	0	0	
11/23	at Cleveland	2	1	3	0.0/0	0/0	0	0	0	
11/30	CINCINNATI	1	0	1	0.0/0	0/0	0	0	0	
12/7	OAKLAND	0	1	1	0.0/0	0/0	0	0	0	
12/15	at N.Y. Jets	3	0	3	0.0/0	0/0	0	0	0	
12/21	SAN DIEGO	3	1	4	0.0/0	0/0	0	0	0	
12/28	at Baltimore	3	0	3	0.0/0	0/0	1	0	0	
SEASON TOTALS		32	12	44	1.0/1	0/0	2	0	0	

2002

<u>Date</u>	<u>Opponent</u>				Sack/					
		<u>T</u>	<u>AT</u>	<u>TOT</u>	<u>YDS</u>	<u>INT</u>	<u>PD</u>	<u>FF</u>	<u>FR</u>	
9/9	at New England	2	0	2	0.0/0	0/0	0	0	0	
9/15	OAKLAND	1	0	1	0.0/0	0/0	0	0	0	
9/29	CLEVELAND	3	2	5	0.0/0	0/0	0	0	0	
10/6	at New Orleans	2	2	4	0.0/0	0/0	0	0	0	
10/13	at Cincinnati	1	0	1	0.0/0	0/0	0	0	1	
10/21	INDIANAPOLIS	2	0	2	0.0/0	0/0	0	0	0	
10/27	at Baltimore	2	0	2	0.0/0	0/0	0	0	0	
11/3	at Cleveland	1	2	3	0.0/0	0/0	0	0	0	
11/10	ATLANTA	3	0	3	0.0/0	0/0	0	0	0	
11/17	at Tennessee	2	1	3	0.0/0	0/0	0	0	0	
11/24	CINCINNATI	2	1	3	0.0/0	0/0	0	0	0	
12/1	at Jacksonville	2	0	2	0.0/0	0/0	0	0	0	
12/8	HOUSTON	2	2	4	0.0/0	0/0	0	0	0	
12/15	CAROLINA	2	0	2	1.0/8	0/0	0	0	0	
12/23	at Tampa Bay	3	0	3	1.0/5	0/0	0	2	0	
12/29	BALTIMORE	0	1	1	0.0/0	0/0	0	0	0	
SEASON TOTALS		30	11	41	2.0/13	0/0	0	2	1	

POSTSEASON

1/5	CLEVELAND	1	2	3	0.0/0	0/0	0	0	0	
1/11	at Tennessee	3	1	4	0.0/0	0/0	1	1	0	
POSTSEASON TOTAL		4	3	7	0.0/0	0/0	1	1	0	



2001


Date	Opponent	I	AT	TOT	Sack/					
					YDS	INT	PD	FF	FR	
9/9	at Jacksonville	0	0	0	0.0/0	0/0	0	0	0	
9/30	at Buffalo	2	0	2	0.0/0	0/0	0	0	0	
10/7	CINCINNATI	2	0	2	0.0/0	0/0	0	0	0	
10/14	at Kansas City	0	1	1	0.0/0	0/0	0	0	0	
10/21	at Tampa Bay	3	1	4	0.0/0	0/0	0	0	0	
10/29	TENNESSEE	2	0	2	0.0/0	0/0	0	0	0	
11/4	BALTIMORE	3	1	4	0.0/0	0/0	0	0	0	
11/11	at Cleveland	3	0	3	1.0/6	0/0	0	0	0	
11/18	JACKSONVILLE	3	0	3	0.0/0	0/0	0	0	1	
11/25	at Tennessee	0	1	1	0.0/0	0/0	0	0	0	
12/2	MINNESOTA	0	0	0	0.0/0	0/0	0	0	0	
12/9	N.Y. JETS	0	1	1	0.0/0	0/0	0	0	0	
12/16	at Baltimore	1	1	2	0.0/0	0/0	0	0	0	
12/23	DETROIT	3	0	3	0.0/0	0/0	0	0	0	
12/30	at Cincinnati	3	1	4	0.0/0	0/0	0	0	0	
1/6/02	CLEVELAND	1	0	1	0.0/0	0/0	0	0	0	
SEASON TOTALS		26	7	33	1.0/6	0/0	0	0	1	

POSTSEASON

1/20	BALTIMORE	0	2	2	0.0/0	0/0	0	0	0	
1/27	NEW ENGLAND	0	2	2	0.0/0	0/0	0	0	0	
POSTSEASON TOTALS		0	4	4	0.0/0	0/0	0	0	0	

92 JAMES HARRISON

LINEBACKER



HEIGHT-6-0

WEIGHT-242

COLLEGE-Kent State

BIRTHDATE-May 4, 1978

BIRTHPLACE-Akron, Ohio

HOW ACQUIRED-FA-'04

NFL EXPERIENCE-2nd Year

CAREER GAMES-STARTS/POSTSEASON: '03 (1-0/0-0), '04 (16-4/2-0)

CAREER TOTAL: 17-4 (2-0)

PRO: A tough, hard-hitting linebacker who re-joined the team just prior to training camp in 2004 after a year's absence when Clark Haggans broke his hand...originally joined the team as a rookie free agent in 2002. **2004:** 9/12 vs. *Oakland*: tied Sean Morey for team honors with three special-teams tackles (two solo)...9/19 at *Baltimore*: had three special-teams tackles...9/26 at *Miami*: was credited with two special-teams assists...10/3 vs. *Cincinnati*: was credited with two special-teams assists...10/10 vs. *Cleveland*: registered one special-teams assist...10/17 at *Dallas*: finished



with two special-teams tackles (one solo)...10/31 vs. *New England*: registered one solo special-teams tackle...11/7 vs. *Philadelphia*: was credited with one special-teams assist...11/14 at *Cleveland*: performed superbly when he was thrust into his first-career start when Joey Porter was ejected prior to the game because of a pre-game brawl...registered his first quarterback sack...finished with six total tackles (five solo)...also was credited with a quarterback hurry/pressure...played 50 defensive snaps...11/21 at *Cincinnati*: registered two special-teams tackles (one solo)...11/28 vs. *Washington*: had a big day on special teams, registering a team-high six special-teams tackles (five solo)...12/5 at *Jacksonville*: had one special-teams assist...played one defensive snap...12/12 vs. *N.Y. Jets*: produced another solid performance filling in for injured Clark Haggans...finished with six total tackles (four solo)...also was credited with one solo special-teams tackle...12/18 at *N.Y. Giants*: made his second career start for Clark Haggans...finished with five total tackles (two solo)...also was credited with one pass defended...played 41 defensive snaps...12/26 vs. *Baltimore*: had another strong game in place of the injured Clark Haggans...finished with five total tackles (four solo)...also was credited with four quarterback hurries/pressures and two passes defended...logged 53 defensive plays...1/5/05 at *Buffalo*: scored his first career TD on a sack and forced fumble by Ricardo Colclough that he retrieved in midair and raced 18 yards for a score...also recorded three total tackles—all solo...logged 48 defensive plays...1/15/05 vs. *N.Y. Jets*: led the team with three special-teams tackles...1/23/05 vs. *New England*: was credited with two special-teams tackles (one solo). **2003**: Made final roster but was released two days later (9/13)...was signed to practice squad (9/17) but was eventually released (10/7) and did not play for the remainder of the season. **2002**: Originally joined team as a rookie free agent. was released Sept. 1 and then re-signed to the practice squad Sept. 3...was activated to roster Dec. 17 when running back Verron Haynes was placed on the injured/reserve list...dressed in the final regular-season game and played special teams...was inactive for both postseason games.

COLLEGE: Was an All-MAC First Team selection at outside linebacker in 2001...finished third in the league's Defensive Player-of-the-Year balloting...registered 98 tackles (72 solo), three interceptions, five passes defended, forced three fumbles and recovered one fumble...led the MAC with 15 quarterback sacks and ranked second in the conference with 20 tackles for losses...was named the team's Outstanding Defensive Player in 2000 and 2001...led team with 106 tackles (65 solo) and 13 tackles for a loss...moved into the starting lineup for the final three games of the 1999 season...finished fifth on the team with 67 tackles (42 solo)...led team with eight tackles for a loss...majored in general studies.

PERSONAL: Attended Coventry High School in Akron, Ohio...is the son of Mildred and James Sr....Full name: James Harrison Jr.



64 JEFF HARTINGS

CENTER

Steelers



HEIGHT—6-3

WEIGHT—299

COLLEGE—Penn State

BIRTHDATE—September 7, 1972

BIRTHPLACE—St. Henry, Ohio

HOW ACQUIRED—UFA from Detroit (March 8, 2001)

NFL EXPERIENCE—9th Year

CAREER GAMES-STARTS/POSTSEASON: '96 (11-10); '97 (16-16/1-1), '98 (13-13), '99 (16-16), '00 (16-16/1-1), '01 (16-16/2-2), '02 (12-11/2-2), '03 (16-16/0-0), '04 (16-16/2-2)

CAREER TOTAL: 132-130 (8-8)

STEELERS TOTAL: 60-59 (6-6)

PRO: Was one of the top free-agent acquisitions prior to the 2001 season and has been a standout center ever since...played his entire pro career at guard but moved to center in 2001 to replace future Hall of Famer Dermontti Dawson. **2004:** Earned his first selection to the 2005 Pro Bowl...also earned first-team All-Pro honors by the *Associated Press* for the first time in his career...9/12 vs.

Oakland: made his 45th start at center for the Steelers, his 19th straight regular-season contest ...9/26 at *Miami:* helped pave the way for Duce Staley's first 100-yard rushing performance as a Steeler...10/10 vs. *Cleveland:* anchored offensive line that produced a third straight 100-yard rusher for the first time in two years... 10/31 vs. *New England:* helped pave the way for Duce Staley's fourth 100-yard rushing performance and the Steelers' season-high 221 yards rushing...11/7 vs. *Philadelphia:* anchored line that produced team's second straight 200-yard rushing performance and fifth 100-yard individual effort in six games...11/14 at *Cleveland:* produced another outstanding performance, including an individual 100-yard rusher for the third straight week...11/21 at *Cincinnati:* was instrumental in a Steelers' running back's fourth consecutive 100-yard rushing performance...12/26 vs. *Baltimore:* helped pave the way for Jerome Bettis' sixth 100-yard rushing performance and the offense's fifth 400-plus yards in total offense. **2003:** Started all 16 games for the Steelers...11/23 at *Cleveland:* left the game in the second quarter after sustaining a knee injury...12/7 vs. *Oakland:* helped anchor the line that paved the way for the Steelers' first 100-yard rusher of the season and yielded no sacks...12/21 vs. *San Diego:* helped pave the way for Jerome Bettis' second 100-yard performance—second in three games—and the Steelers' 181 yards rushing. **2002:** Started 11 games in 2002, missing five games because of a nagging knee injury...was selected as a first alternate to the 2003 Pro Bowl for the second-straight year...10/6 at *New Orleans:* started his 20th straight regular-season game at center...10/13 at *Cincinnati:* made his 21st-con-

CAREER HIGHLIGHTS

- ◆ 2005 Pro Bowl
- ◆ 2004 All-Pro First-Team (AP)
- ◆ Pro Bowl First Alternate: 1999-'00, 2002-'03
- ◆ 1996 First-Round Draft Pick (23rd Overall)

secutive start at center...helped pave the way for the offense's season high 211 yards rushing and Jerome Bettis' first 100-yard rushing performance of the season...*10/21 vs. Indianapolis:* suffered a knee injury in the third quarter in Monday Night game...*10/27 at Baltimore:* missed his first game as a Steeler...was inactive because of his knee injury...*11/3 at Cleveland:* dressed but did not play...*11/10 vs. Atlanta:* helped the offense amass 645 yards in total offense...helped pave the way for a second-consecutive 100-yard performer...*11/17 at Tennessee:* missed most of the second half after he aggravated his knee injury...was inactive because of his knee injury for two-consecutive weeks...*12/8 vs. Houston:* returned to active duty for the first time in three weeks...replaced Chukky Okobi in the fourth quarter...*12/15 vs. Carolina:* returned to the starting lineup for the first time in four weeks...*12/29 vs. Baltimore:* helped pave the way for Amos Zereoue's third 100-yard rushing performance of the season and the fourth for the Steelers...started both postseason games. **2001:** Was selected as a first alternate to the 2002 Pro Bowl...*9/9 at Jacksonville:* made his first pro start at center and first as a Steeler in season-opener...*9/30 at Buffalo:* helped pave the way for Jerome Bettis' 47th career 100-yard rushing performance and the team's 170 total rushing yards...*10/7 vs. Cincinnati:* made third-straight start at center...helped pave the way for Jerome Bettis' 100-yard rushing performance...*10/14 at Kansas City:* played extremely well...had an integral role in helping the Steelers compile their second-straight 200-yard rushing performance and Jerome Bettis' third-straight 100-yard game...*10/21 at Tampa Bay:* was solid in helping the Steelers produce a third-straight 200-yard rushing performance at Tampa Bay (10/21) and Jerome Bettis' fourth straight 100-yard game...*12/23 vs. Detroit:* helped pave the way for the Steelers' sixth 100-yard rushing performance of the season and the second-consecutive 400-yard offensive performance (sixth overall)...*1/6/02 vs. Cleveland:* helped lead the offense to its sixth 200-yard rushing performance of the season...*1/20 vs. Baltimore:* started his third postseason game of his pro career and first for the Steelers at center...*1/27/05 vs. New England:* started at center in AFC Championship. **2000:** Earned Eric Andolsek Top Offensive Lineman Award, voted by teammates, for the second time in career (also in 1998)...*12/17 at N.Y. Jets:* made biggest play in five-year career when he scored Lions' only touchdown in 10-7 win when he pounced on a fumble in end zone (James Stewart fumbled at one-yard line) with 5:43 left in game...also helped offensive unit gain a season-high 210 rushing yards on 44 attempts (James Stewart had career-highs with 37 attempts for 164 yards)...*12/10 at Green Bay:* was member of offensive line that did not allow a sack...*11/19 at N.Y. Giants:* contributed to offensive line that allowed just one sack. **1999:** Continued his high level of play as one of the most consistent performers among all Lions...named Pro Bowl alternate for second-consecutive season...one of only three Lions to start all 16 regular season games, in addition to NFC Wild Card Playoff Game at Washington (1/8)...was the only offensive lineman to start and finish every game. **1998:** Started all 13 games in which he appeared, missing three outings in mid-season with a sprained knee...voted by teammates as the 1998 Eric Andolsek Most Valuable Offensive Lineman...played at near-Pro Bowl level down the stretch of the year once he fully re-gained strength and endurance following the injury...returned to lineup for last seven outings of '98 after missing games 7-9 with knee injury suffered vs. Green Bay (10/15)...named second-team All-NFL at midway point of '98 by *The Sporting News* and as an alternate on the 1999 NFC Pro Bowl squad. **1997:** Played extremely well in first full year in the NFL...started at right guard for the Lions in every game...was part of line that contributed to Barry



Sanders becoming only the third player in NFL history to rush for more than 2,000 yards in a single season...named by *Pro Football Weekly* as someone who is likely to ascend to Pro Bowl level of play within the next couple of years. **1996:** Recovered from the effects of an initial contract holdout to enjoy impressive rookie campaign, becoming starting right guard less than two weeks after reporting to team...saw first pro action vs. Atlanta (10/6) only nine days after signing his contract...made remarkable transition learning offensive system (despite missing all of training camp) and started the season's final 10 games...was named to NFL All-Rookie team by both *USA Today* and *College and Pro Football Newsweekly*...played very well in first pro start at Oakland (10/13), squaring off against one of the league's toughest interior tackle combinations in Russell Maryland, Chester McGlockton and Jerry Ball.

COLLEGE: Became only the 10th player in school history (1994-95) to earn first-team All-American honors in consecutive years (last was offensive guard Steve Wisniewski, 1987-88)...joined wide receiver Bobby Engram as the first two Nittany Lions to earn All-Big Ten honors three times. **1995:** Was an All-American first-team choice of *The Poor Man's Guide to the NFL Draft*, Walter Camp Foundation, *United Press International* and the American Football Coaches Association...was a semi-finalist for the Lombardi Award in '95...earned GTE/CoSIDA Academic All-District, National Football Foundation and Hall of Fame Scholar-Athlete, Hitachi/College Football Association Scholar-Athlete Team and Academic All-Big Ten selection...did not allow a sack his senior year as he posted 102 knockdowns...paved the way as the offense averaged 420.3 yards per game in '95. **1994:** Was first-team All-American choice as a junior by the Associated Press and Walter Camp, adding second-team honors by *Football News*, *United Press International*, *College Sports Magazine* and *The Sporting News*...also earned All-Big Ten and academic All-Conference accolades...started junior year at guard in 1994, paving the way for an offense that led the nation with an average of 520.2 yards in total offense and 47.8 points per game. **1993:** Earned All-Big Ten first-team honors as a sophomore in 1993...earned a degree in marketing from Penn State.

PERSONAL: Was a two-time All-Conference selection, adding All-Ohio honors as a senior at St. Henry (Ohio) High School...was two-way lineman, leading the team to the state title in his senior year...recorded 200 tackles with 23 sacks during his prep career and participated in the '91 Ohio North-South All-Star Game...also lettered in track, performing in the shot put and discus...was one of 10 children (four brothers, five sisters)...brother, Scott, played football at Ohio Northern, and another brother, Joe, attended Penn State on a football scholarship...is from the same hometown (St. Henry, Ohio) as former Pro Bowl tackle, Jim Lachey, and former NFL quarterback, Bobby Hoying...Full Name: Jeff Hartings.



34 VERRON HAYNES

RUNNING BACK

Steelers



HEIGHT-5-9

WEIGHT-222

COLLEGE-Georgia

BIRTHDATE-February 17, 1979

BIRTHPLACE-Bronx, N.Y.

HOW ACQUIRED-D5-'02 (#31, 166)

NFL EXPERIENCE-3rd Year

CAREER GAMES-STARTS/POSTSEASON: '02 (14-0/0-0), '03 (12-0/0-0), '04 (13-0/2-0)

CAREER TOTAL: 39-0 (2-0)

PRO: Was one of seven draft choices to make the final 53-man roster in 2002...has excelled as team's third-down back and on special teams. **2004:** Produced his best regular-season of his career finishing with 272 yards on 55 carries (4.9 avg.)...also had 18 receptions for 142 yards and two TD...9/12 vs. *Oakland*: had one carry for two yards...also was credited one solo special-teams tackle...9/19 at *Baltimore*: Finished with a career-high 34 yards on a career-high seven carries (4.9 avg.)...had a long of 12 yards...also had two receptions for six yards...had three special-teams tackles. 9/26 at *Miami*: was the most effective running back for the Steelers during a torrential downpour...gained 34 yards on seven carries, including a long of 10 yards. 10/3 vs. *Cincinnati*: scored his first-career TD as a pro on an 11-yard pass from Ben Roethlisberger...finished with two carries for 15 yards and four receptions for 25 yards and a TD...also had a team-high three solo special-teams tackles...10/10 vs. *Cleveland*: rushed for six yards on two carries...had one reception for minus-one yard...also registered a team-high four special-teams tackles (three solo)...10/17 at *Dallas*: finished with two solo special-teams tackles...10/31 vs. *New England*: gained 17 yards on three carries, a 5.7-yard average...also had two receptions for 18 yards...11/7 vs. *Philadelphia*: had his most productive game of the season as a result of Duce Staley's absence...finished with a career-high 51 yards on 12 carries, a 4.3-yard average, and a long of 12 yards...also had two receptions for 44 yards, including a nifty 26-yard screen pass on the Steelers' third TD drive. 11/14 at *Cleveland*: Was inactive due to his toe injury...11/21 at *Cincinnati*: returned to active duty...finished with six yards on two carries...11/28 vs. *Washington*: had one carry for three yards and two receptions for 24 yards...12/5 at *Jacksonville*: was deactivated because of a knee injury...12/18 at *N.Y. Giants*: returned to action after missing two weeks and made a huge contribution...had 21 yards on two carries three receptions for 28 yards, including a 10-yard TD from Antwaan Randle El...12/26 vs. *Baltimore*: gave the Steelers a potent one-two punch...finished with a career-high 61 yards on eight carries for a 7.6-yard average, including a long of 14 yards...also had one reception for no gain...1/2/05 at *Buffalo*: finished with 22 yards on eight carries...1/15/05 vs. *N.Y. Jets*: had one carry for eight yards and one reception for two yards...converted a key first down on the seasons game-clinching scoring drive with

his run...1/23 vs. *New England*: finished with 28 yards on five carries (5.6 avg.) and one reception for 14 yards. **2003**: Had an excellent preseason and emerged as the team's third running back...had a solid season in his limited time in 2003 as a the third running back and on special teams...was placed on reserved/injured list for the second-consecutive year after having season-ending knee surgery Dec. 10, 2003...finished with 63 yards on 20 carries...also had seven receptions for 57 yards...9/7 vs. *Baltimore*: gained 18 yards on 11 carries...also had one reception for nine yards...9/14 at *Kansas City*: had three receptions for 21 yards, including a long of 13...had a costly fumble with the Steelers driving for a potential score that the Chiefs converted into a TD...was credited with one solo special-teams tackle...9/21 at *Cincinnati*: was inactive due to a knee injury...9/28 vs. *Tennessee*: returned to action after missing one game with a knee injury...had one carry for minus-two yards...10/12 at *Denver*: finished second on the team behind Jerome Bettis with 20 yards on two carries...also had one reception for three yards...11/9 vs. *Arizona*: totaled 15 yards on two rushing attempts, including a long run of 15 yards...also had one reception for 12 yards. **2002**: Led the team with 18 special-teams tackles...was placed on reserve/injured list on Dec. 17, 2002 with fractured fibula...had 10 carries for 51 yards, including a long run of 20 yards...also caught three passes for 51 yards...9/9 at *New England*: accumulated most of his playing time on special teams in season-opener...10/6 at *New Orleans*: had a big game on special teams, recording three special-teams tackles (one solo)...10/21 vs. *Indianapolis*: recorded two special-team solo tackles...10/27 at *Baltimore*: contributed on offense and special teams...had a nifty 20-yard run among the 23 yards he gained on three carries...also had two receptions for 13 yards...11/3 at *Cleveland*: had four rushing attempts for five yards...12/1 at *Jacksonville*: gained 16 yards on a fake punt...also had a big day covering kicks...finished with three solo special-teams tackles...12/8 vs. *Houston*: was credited with one solo special-teams tackle...12/15 vs. *Carolina*: had one reception for three yards...also was credited with one special-teams assist.

COLLEGE: Was a former walk-on who began his career at Western Kentucky before transferring to Georgia...was given an opportunity to show his running skills late in his senior year when injuries depleted the Bulldogs' ground game...led team in rushing as a senior with 126 carries for 691 yards (5.5 avg.) and seven touchdowns...gained more than 100 yards in each of his last four games...rushed for 737 yards on 136 carries (5.4 avg.) and eight touchdowns in 21 regular-season games...compiled a 5.15-yards per carry average, second only to Herschel Walker's school career record of 5.29 yards (1980-82)...was a Super Sleeper Team and All-Southeastern Conference second-team selection by *The National Sports Bureau*...was elected by his teammates as the team captain at the conclusion of the regular season...added 242 yards and a pair of scores on 19 receptions (12.7 avg.)...averaged 93.3 all-purpose yards per game...started two games at fullback in 2000...played on special teams in every game in 1999 and 2000...majored in finance.

PERSONAL: Was an All-City, All-Fulton County, and All-Area selection, and named to the *Atlanta Journal Constitution* North Fulton "Formidable Four" team as a senior at North Springs High School in Sandy Springs, Ga...played running back and linebacker...selected as a member of the All-Northside Neighbor Football Team as a running back in 1996...received the 1996 North Springs High School VIP Award...selected Niketown Athlete of the Month and Year from four-county metro

Atlanta area...won team MVP and Outstanding Running Back awards,rushed for 1,142 yards with 11 touchdowns and recorded 95 tackles, four fumble recoveries, and two interceptions in nine games as a senior...did not begin playing football until his junior year in 1995 when he rushed for 646 yards and four touchdowns...is the son of Harriett and Steve Nesbitt...Full name: Verron Ulric Haynes.

Haynes' Career Single-Game Highs Regular Season

Yards Rushing- 61 (12/26/04 vs. Baltimore)
Rushing Attempts- 12 (11/7/04 vs. Philadelphia)
Longest Run- 20 (10/27/02 at Baltimore)

Receptions- 4 (10/3/04 vs. Cleveland)
Yards Receiving- 44 (11/7/04 vs Philadelphia)
Longest Reception- 26 (11/7/04 vs Philadelphia)

HAYNES' GAME-BY-GAME STATISTICS

RUSHING

RECEIVING

2004

Date	Opponent	No.	Yds.	Avg.	Lg.	TD	No.	Yds.	Avg.	Lg.	TD
9/12	OAKLAND	1	2	2.0	2	0	1	-2	-2.0	-2	0
9/19	at Baltimore	7	34	4.9	12	0	2	6	3.0	4	0
9/26	at Miami	7	34	4.9	10	0	0	0	0.0	—	0
10/3	CINCINNATI	2	15	7.5	14	0	4	25	6.3	11t	1
10/10	CLEVELAND	2	6	3.0	4	0	1	-1	-1.0	-1	0
10/17	at Dallas	0	0	0.0	—	0	0	0	0.0	—	0
10/31	NEW ENGLAND	3	17	5.7	8	0	2	18	9.0	14	0
11/7	PHILADELPHIA	12	51	4.3	12	0	2	44	22.0	26	0
11/14	at Cleveland	INACTIVE									
11/21	at Cincinnati	2	6	3.0	3	0	0	0	0.0	—	0
11/24	WASHINGTON	1	3	3.0	3	0	2	24	12.0	21	0
12/5	at Jacksonville	INACTIVE									
12/12	N.Y. JETS	INACTIVE									
12/18	at N.Y. Giants	2	21	10.5	18	0	3	28	9.3	10t	1
12/26	BALTIMORE	8	61	7.6	14	0	1	0	0.0	0	0
1/2/05	at Buffalo	8	22	2.8	11	0	0	0	0.0	—	0
SEASON TOTALS		55	272	4.9	18	0	18	142	7.9	26	2
POSTSEASON											
1/15	N.Y. JETS	1	8	8.0	8	0	1	2	2.0	2	0
1/23	NEW ENGLAND	5	28	5.6	8	0	1	14	14.0	14	0
POSTSEASON TOTALS		6	36	6.0	8	0	2	16	8.0	14	0



RUSHING

RECEIVING

2003

Date	Opponent	No.	Yds.	Avg.	Lg.	TD	No.	Yds.	Avg.	Lg.	TD
9/7	BALTIMORE	11	18	1.6	7	0	1	9	9.0	9	0
9/14	at Kansas City	0	0	0.0	—	0	3	21	7.0	13	0
9/21	at Cincinnati	INACTIVE									
9/28	TENNESSEE	1	-2	-2.0	-2	0	0	0	0.0	—	0
10/5	CLEVELAND	0	0	0.0	—	0	0	0	0.0	—	0
10/12	at Denver	2	20	10.0	10	0	1	3	3.0	3	0
10/26	ST. LOUIS	0	0	0.0	—	0	0	0	0.0	—	0
11/2	at Seattle	0	0	0.0	—	0	0	0	0.0	—	0
11/9	ARIZONA	2	15	7.5	15	0	1	12	12.0	12	0
11/17	at San Francisco	1	9	9.0	9	0	0	0	0.0	—	0
11/23	at Cleveland	1	-2	-2.0	-2	0	0	0	0.0	—	0
11/30	CINCINNATI	0	0	0.0	—	0	0	0	0.0	—	0
12/7	OAKLAND	2	5	2.5	4	0	1	12	12.0	12	0
SEASON TOTALS		20	63	3.2	15	0	7	57	8.1	13	0

2002

Date	Opponent	No.	Yds.	Avg.	Lg.	TD	No.	Yds.	Avg.	Lg.	TD
9/9	at New England	0	0	0.0	—	0	0	0	0.0	—	0
9/15	OAKLAND	0	0	0.0	—	0	0	0	0.0	—	0
9/29	CLEVELAND	0	0	0.0	—	0	0	0	0.0	—	0
10/6	at New Orleans	0	0	0.0	—	0	0	0	0.0	—	0
10/13	at Cincinnati	2	7	3.5	6	0	0	0	0.0	—	0
10/21	INDIANAPOLIS	0	0	0.0	—	0	0	0	0.0	—	0
10/27	at Baltimore	3	23	7.7	20	0	2	7	3.5	7	0
11/3	at Cleveland	4	5	1.3	3	0	0	0	0.0	—	0
11/10	ATLANTA	0	0	0.0	—	0	0	0	0.0	—	0
11/17	at Tennessee	0	0	0.0	—	0	0	0	0.0	—	0
11/24	CINCINNATI	0	0	0.0	—	0	0	0	0.0	—	0
12/1	at Jacksonville	1	16	16.0	16	0	0	0	0.0	—	0
12/8	HOUSTON	0	0	0.0	—	0	0	0	0.0	—	0
12/15	CAROLINA	0	0	0.0	—	0	1	3	3.0	3	0
SEASON TOTALS		10	51	5.1	20	0	3	10	3.3	7	0

HAYNES' CAREER STATISTICS

Regular Season

RUSHING						RECEIVING					
	Rush	Yds.	Avg.	LG	TD		Rec.	Yds.	Avg.	LG	TD
2002 Pittsburgh (AFC)	10	51	5.1	20	0	2002 Pittsburgh (AFC)	3	10	3.3	7	0
2003 Pittsburgh (AFC)	20	63	3.2	15	0	2003 Pittsburgh (AFC)	7	57	8.1	13	0
2004 Pittsburgh (AFC)	55	272	4.8	18	0	2004 Pittsburgh (AFC)	18	142	7.9	26	2
NFL Totals	85	386	4.5	20	0	NFL Totals	28	209	7.5	26	2

Postseason

RUSHING						RECEIVING					
	Rush	Yds.	Avg.	LG	TD		Rec.	Yds.	Avg.	LG	TD
2004 Pittsburgh (AFC)	6	36	6.0	8	0	2004 Pittsburgh (AFC)	2	16	8.0	14	0
NFL Totals	6	36	6.0	8	0	NFL Totals	2	16	8.0	14	0



76 CHRIS HOKE

DEFENSIVE TACKLE

Steelers

**HEIGHT**—6-3**WEIGHT**—296**COLLEGE**—Brigham Young**BIRTHDATE**—April 6, 1976**BIRTHPLACE**—Long Beach, Calif.**HOW ACQUIRED**—FA-'01**NFL EXPERIENCE**—4th Year**CAREER GAMES-STARTS/POSTSEASON:** '01 (0-0/0-0), '02 (0-0/0-0), '03 (0-0/0-0), '04 (14-10/2-2)**CAREER TOTAL:** 14-10 (2-2)

PRO: Earned a spot on the 53-man roster with a strong preseason performance....has spent some time on the team's practice squad. **2004:** Filled in for a Steelers' starter Casey Hampton and performed superbly...started the final 10 regular-season games when Hampton was lost for the year due to a season-ending knee injury suffered in the Oct. 17 Dallas game...followed the regular season with a strong postseason...9/26 at Miami: was active for the first time and played two defensive snaps...10/3 vs. Cincinnati: played five defensive snaps...10/10 vs. Cleveland: was credited with one quarterback hurry/pressure...played six defensive snaps...10/17 at Dallas: was credited with one quarterback hurry/pressure...logged 10 defensive plays...10/31 vs. New England: made his first pro start and performed well...registered one tackle...also was credited with a quarterback hurry/pressure...played 24 defensive snaps...11/7 vs. Philadelphia: was credited with one assist and a team-high three quarterback hurries/pressures...played 21 defensive snaps...11/14 at Cleveland: registered his first career sack...finished with four total tackles (all solo)...logged 27 defensive plays...11/21 at Cincinnati: made his fourth-straight start...recorded one solo tackle...played 26 defensive snaps...11/28 vs. Washington: finished with three total tackles...was credited with two quarterback hurries/pressures...logged 31 defensive plays...12/5 at Jacksonville: recorded his second sack of the season...finished with six total tackles (four solo)...played 41 defensive snaps...12/12 vs. N.Y. Jets: finished with four total tackles (two solo)...12/18 at N.Y. Giants: registered three total tackles (two solo)...logged 39 defensive plays...12/26 vs. Baltimore: registered two solo tackles...also was credited with a quarterback hurry/pressure...played 30 defensive snaps...1/5/05 at Buffalo: recorded two solo tackles...also was credited with two quarterback hurries/pressures...played 18 defensive snaps...1/15/05 vs. N.Y. Jets: played in the first postseason action of his career and came up big with his first sack (three yards)...finished with five total tackles (two solo)...1/23/05 vs. New England: was credited with one assist. **2003:** Was deactivated for all 16 games in 2003. **2002:** Dressed for two games (Games 3 and 4) but did not play...was inactive for the 13 other games...spent one game on the practice squad when he was placed there Nov. 23, 2002 to make room for safety Erik Totten. **2001:** Was deactivated for the first 14



weeks of the season...was released Dec. 22 to make room for the activation of running back R.J. Bowers...was placed on the team's practice squad Dec. 25 for the remainder of the season.

COLLEGE: Finished 2000 fourth on team with 51 tackles (25 solo), which tied a career-high...registered five sacks and 15 tackles for losses...recovered one fumble. **1999:** Set a then career-high with 51 tackles (27 solo), including 13 tackles for a loss...recorded six sacks...recovered one fumble...registered two quarterback pressures...recorded five or more tackles in four games...named Academic All-Mountain West Conference. **1998:** Registered 37 tackles (30 solo) and five tackles for a loss...registered three sacks and five quarterback pressures...helped Cougars defense lead the Western Athletic Conference in total and rushing defense. **1997:** Played entire season as a backup after spending previous two years on an LDS mission to Brussels, Belgium...registered two tackles...redshirted in 1994...majored in communications.

PERSONAL: Lettered three times in football at Foothill (Santa Ana, Calif.) High...team went undefeated and was a CIF quarterfinalist during senior year...named league defensive player of the year...named first-team All-CIF twice, All-Orange County twice and all-league three times...lettered three times in track...was three-time league champion in the shot put...married (Jaimee)...has two sons, Cade (4) and Nathan (2)...is the son of Ed and Kim Hoke and Frank and Cathy Winger...Full name: Chris Hoke.

HOKE'S GAME-BY-GAME STATISTICS

2004


Date	Opponent	I	AT	TOT	Sack/					
					YDS	INT	PD	FF	FR	
9/12	OAKLAND				INACTIVE					
9/19	at Baltimore				INACTIVE					
9/26	at Miami	0	0	0	0.0/0	0/0	0	0	0	
10/3	CINCINNATI	0	0	0	0.0/0	0/0	0	0	0	
10/10	CLEVELAND	0	0	0	0.0/0	0/0	0	0	0	
10/17	at Dallas	0	0	0	0.0/0	0/0	0	0	0	
10/31	NEW ENGLAND	1	0	1	0.0/0	0/0	0	0	0	
11/7	PHILADELPHIA	0	1	1	0.0/0	0/0	0	0	0	
11/14	at Cleveland	4	0	4	1.0/6	0/0	0	0	0	
11/21	at Cincinnati	1	0	1	0.0/0	0/0	0	0	0	
11/28	WASHINGTON	2	1	3	0.0/0	0/0	0	0	0	
12/5	at Jacksonville	4	2	6	1.0/4	0/0	0	0	0	
12/12	N.Y. JETS	2	2	4	0.0/0	0/0	0	0	0	
12/18	N.Y. Giants	2	1	3	0.0/0	0/0	0	0	0	
12/26	BALTIMORE	2	0	2	0.0/0	0/0	0	0	0	
1/2/02	at Buffalo	2	0	2	0.0/0	0/0	0	0	0	
SEASON TOTALS		20	7	27	2.0/10	0/0	0	0	0	

POSTSEASON

1/15	N.Y. JETS	2	3	5	1.0/3	0/0	0	0	0	
1/23	NEW ENGLAND	0	1	1	0.0/0	0/0	0	0	0	
POSTSEASON TOTALS		2	4	6	1.0/3	0/0	0	0	0	

28 CHRIS HOPE

SAFETY



HEIGHT- 5-11

WEIGHT- 206

COLLEGE- Florida State

BIRTHDATE- September 20, 1980

BIRTHPLACE- Rock Hill, S.C.

HOW ACQUIRED- D3-'02 (#29, 94)

NFL EXPERIENCE- 3rd Year

CAREER GAMES-STARTS/POSTSEASON: '02 (14-0/2-0), '03 (16-0/0-0), '04 (16-16/2-2)

CAREER TOTAL: 46-16 (4-2)

PRO: A third-round draft pick in 2002, was one of seven draft selections to make the final 53-man roster in 2002...has emerged as a big-time hitter and solid starter at free safety for the Steelers. **2004:** Emerged as the starting free safety in 2004...9/12 vs. *Oakland*: made the first start of his pro career...finished with six total tackles (three solo)...logged 63 defensive plays (all but two)...9/19 at *Baltimore*: registered a career-high eight tackles (six solo)...also was credited with one pass defense...9/26 at *Miami*: made some ferocious hits...forced a fumble on Miami's initial drive to end a scoring threat...finished with six total tackles (four solo)...played all 61 defensive snaps...10/3 vs. *Cincinnati*: tied Larry Foote for team honors with nine total tackles (eight solo)...played all 68 defensive snaps...10/10 vs. *Cleveland*: finished with six total tackles (four solo)...played all 59 defensive snaps...10/17 at *Dallas*: finished with seven solo tackles...played all 63 defensive snaps...10/31 vs. *New England*: registered one solo tackle...logged all 55 defensive plays...11/7 vs. *Philadelphia*: finished with four total tackles (three solo)...played 37 defensive snaps...11/14 at *Cleveland*: finished with five total tackles (four solo) and a team-high two passes defended...played all 51 defensive snaps...11/21 at *Cincinnati*: registered four solo tackles...played all 46 defensive snaps...11/28 vs. *Washington*: led the team with 10 total tackles (seven solo)...also was credited with three pass defended...played all 56 defensive snaps...12/5 at *Jacksonville*: registered nine total tackles...played all 66 defensive snaps...12/12 vs. *N.Y. Jets*: recorded his first career interception late in the game to help seal the Steelers' victory...returned it 41 yards...finished with seven total tackles (four solo)...also was credited with two passes defended...12/18 at *N.Y. Giants*: had one of the biggest games of his career...led the team with 10 total tackles (six solo)...played all 48 defensive snaps...12/26 vs. *Baltimore*: recorded three total tackles (two solo)...also had one pass defense...played all 54 defensive snaps...1/2/05 at *Buffalo*: finished with two total tackles (one solo)...also was credited with one quarterback hurry/pressure...logged 30 defensive plays...1/15/05 vs. *N.Y. Jets*: made his first career postseason start and responded with a double-digit tackling performance...finished with 10 total tackles (five solo)...1/23/05 vs. *New England*: registered five total tackles, including three solo...also was credited with a pass defense. **2003:** Developed into a solid defensive back in his first significant action from scrimmage...had a highlight play in the season-finale when he received

a pass from punter Josh Miller on a fake punt and scored on an 81-yard TD—the Steelers' longest TD reception of the season...finished with 11 total tackles (10 solo)...also was credited with 15 special-teams tackles (11 solo)...9/21 at *Cincinnati*: led the team with three solo special-teams tackles...10/5 vs. *Cleveland*: recorded one solo special-teams tackle...10/26 vs. *St. Louis*: made a crushing block that sprung Antwaan Randle El on his 84-yard punt return for a touchdown...11/23 at *Cleveland*: accumulated the most playing time of his Steelers career...finished with one solo tackle...logged 29 defensive snaps...11/30 vs. *Cincinnati*: finished with four solo tackles...also was credited with a quarterback hurry/pressure...played 19 defensive snaps. **2002**: Played in 14 regular-season games and both playoff contests...was deactivated for two games...finished with 11 total tackles, all solo...also was credited with 14 total special-teams tackles (nine solo)...10/27 at *Baltimore*: forced a fumble on a kickoff return that led to a second-quarter Steelers' TD...11/17 at *Tennessee*: finished with two solo tackles...played four defensive snaps...9/11/24 vs. *Cincinnati*: accumulated his most extensive playing time of the season due to injuries...finished with three solo tackles...also was credited with one special-teams tackle...logged 29 defensive plays...9/12/1 at *Jacksonville*: finished with six solo tackles...also was credited with a quarterback hit/pressure...was inactive against Carolina (12/15) and at Tampa Bay (12/23)...1/11 at *Tennessee*: was forced into action in the team's pass defense in Divisional Playoff game because of injuries to the secondary...finished with three total tackles (two solo)...also was credited with a solo special-teams tackle.

COLLEGE: Was a two-time Academic All-America selection...bench presses more than 400 pounds...was a three-year starter who performed in three national championship games...twice earned the award for the most dependable defensive back on the team...finished his career with 234 tackles (149 solos) and seven stops behind the line of scrimmage...also deflected 18 passes, collected nine interceptions, caused three fumbles and registered two fumble recoveries...was an All-Atlantic Coast Conference and Academic All-ACC first-team choice as a senior...earned second-team All-ACC honors as a junior...majored in communications.

PERSONAL: Was a *USA Today* All-USA first-team and *Parade* All-American selection as a senior at Rock Hill (S.C.) High...named the *USA Today* Player of the Year in the state of South Carolina and selected to the *PrepStar's* Dream Team...ranked as the No. 1 defensive back prospect in the nation by *PrepStar*...rated the No. 3 defensive back and the No. 50 overall prospect in America by the National Recruiting Advisor...was a member of the *Atlanta Journal-Constitution* Super Southern 1000...selected to the *Orlando Sentinel* All-Southern team...rated as the No. 1 defensive back recruit nationally by the *Tampa Tribune*...ranked as the sixth-best recruit nationally by the *St. Petersburg Times*...recorded 114 tackles and three interceptions as a defensive back while rushing for 1,319 yards and 20 touchdowns as a running back...totaled 464 tackles, 10 interceptions and four fumble recoveries during his four-year varsity career...is the son of Randy and Mary Hope...Full name: Chris Hope.

**2004**

<u>Date</u>	<u>Opponent</u>	<u>T</u>	<u>AT</u>	<u>TOT</u>	<u>Sack/</u>		<u>INT</u>	<u>PD</u>	<u>FF</u>	<u>FR</u>
					<u>YDS</u>					
9/7	OAKLAND	3	3	6	0.0/0		0/0	0	0	0
9/19	at Baltimore	6	2	8	0.0/0		0/0	1	0	0
9/26	at Miami	4	2	6	0.0/0		0/0	0	1	0
10/3	CINCINNATI	8	1	9	0.0/0		0/0	0	0	0
10/10	CLEVELAND	4	2	6	0.0/0		0/0	0	0	0
10/17	at Dallas	7	0	7	0.0/0		0/0	0	0	0
10/31	NEW ENGLAND	1	0	1	0.0/0		0/0	0	0	0
11/7	PHILADELPHIA	3	1	4	0.0/0		0/0	0	0	0
11/14	at Cleveland	4	1	5	0.0/0		0/0	2	0	0
11/21	at Cincinnati	4	0	4	0.0/0		0/0	0	0	0
11/28	WASHINGTON	7	3	10	0.0/0		0/0	3	0	0
12/5	at Jacksonville	8	1	9	0.0/0		0/0	0	0	0
12/12	N.Y. JETS	4	3	7	0.0/0		1/41	2	0	0
12/18	at N.Y. Giants	6	4	10	0.0/0		0/0	0	0	0
12/26	BALTIMORE	2	1	3	0.0/0		0/0	1	0	0
1/2/05	at Buffalo	1	1	2	0.0/0		0/0	0	0	0
SEASON TOTALS		72	25	97	0.0/0		1/41	9	1	0

POSTSEASON

1/15	N.Y. JETS	5	5	10	0.0/0		0/0	0	0	0
1/23	NEW ENGLAND	3	2	5	0.0/0		0/0	1	0	0
POSTSEASON TOTALS		8	7	15	0.0/0		0/0	1	0	0

2003

<u>Date</u>	<u>Opponent</u>	<u>T</u>	<u>AT</u>	<u>TOT</u>	<u>Sack/</u>		<u>INT</u>	<u>PD</u>	<u>FF</u>	<u>FR</u>
					<u>YDS</u>					
9/7	BALTIMORE	0	0	0	0.0/0		0/0	0	0	0
9/14	at Kansas City	0	0	0	0.0/0		0/0	0	0	0
9/21	at Cincinnati	0	0	0	0.0/0		0/0	0	0	0
9/28	TENNESSEE	0	0	0	0.0/0		0/0	0	0	0
10/5	CLEVELAND	0	0	0	0.0/0		0/0	0	0	0
10/12	at Denver	0	0	0	0.0/0		0/0	0	0	0
10/26	ST. LOUIS	0	0	0	0.0/0		0/0	0	0	0
11/2	at Seattle	0	0	0	0.0/0		0/0	0	0	0
11/9	ARIZONA	0	0	0	0.0/0		0/0	0	0	0
11/17	at San Francisco	0	0	0	0.0/0		0/0	0	0	0
11/23	at Cleveland	1	0	1	0.0/0		0/0	0	0	0
11/30	CINCINNATI	4	0	4	0.0/0		0/0	0	0	0
12/7	OAKLAND	2	0	2	0.0/0		0/0	0	0	0
12/14	at N.Y. Jets	1	0	1	0.0/0		0/0	0	0	0
12/21	SAN DIEGO	1	0	1	0.0/0		0/0	1	0	0
12/28	at Baltimore	1	1	2	0.0/0		0/0	0	0	0
SEASON TOTALS		10	1	11	0.0/0		0/0	1	0	0





2002

Date	Opponent	I	AT	TOT	Sack/					
					YDS	INT	PD	FF	FR	
9/9	at New England	0	0	0	0.0/0	0/0	0	0	0	
9/15	OAKLAND	0	0	0	0.0/0	0/0	0	0	0	
9/29	CLEVELAND	0	0	0	0.0/0	0/0	0	0	0	
10/6	at New Orleans	0	0	0	0.0/0	0/0	0	0	0	
10/13	at Cincinnati	0	0	0	0.0/0	0/0	0	0	0	
10/21	INDIANAPOLIS	0	0	0	0.0/0	0/0	0	0	0	
10/27	at Baltimore	0	0	0	0.0/0	0/0	0	1	0	
11/3	at Cleveland	0	0	0	0.0/0	0/0	0	0	0	
11/10	ATLANTA	0	0	0	0.0/0	0/0	0	0	0	
11/17	at Tennessee	2	0	2	0.0/0	0/0	0	0	0	
11/24	CINCINNATI	3	0	3	0.0/0	0/0	0	0	0	
12/1	at Jacksonville	6	0	6	0.0/0	0/0	0	0	0	
12/8	HOUSTON	0	0	0	0.0/0	0/0	0	0	0	
12/15	CAROLINA				INACTIVE					
12/23	at Tampa Bay				INACTIVE					
12/29	BALTIMORE	0	0	0	0.0/0	0/0	0	0	0	
SEASON TOTALS		11	0	11	0.0/0	0/0	0	1	0	

POSTSEASON

1/5	CLEVELAND	0	0	0	0.0/0	0/0	0	0	0	
1/11	at Tennessee	2	1	3	0.0/0	0/0	0	0	0	
POSTSEASON TOTALS		2	1	3	0.0/0	0/0	0	0	0	

HOPE'S CAREER STATISTICS

Regular Season

TACKLES	Solo	AT	Tot.	Sp.T.	Sacks	FF	FR	INTERCEPTIONS	No.	Yds.	Avg.	LG	TD
2002 Pittsburgh (AFC)	11	0	11	14	0.0	1	0	2002 Pittsburgh (AFC)	0	0	0.0	--	0
2003 Pittsburgh (AFC)	10	1	11	15	0.0	1	0	2003 Pittsburgh (AFC)	0	0	0.0	--	0
2004 Pittsburgh (AFC)	72	25	97	0	0.0	1	0	2004 Pittsburgh (AFC)	1	41	41.0	41	0
NFL Totals	93	26	119	29	0.0	3	0	NFL Totals	1	41	41.0	41	0

Postseason

TACKLES	Solo	AT	Tot.	Sp.T.	Sacks	FF	FR
2002 Pittsburgh (AFC)	2	1	3	5	0.0	0	0
2004 Pittsburgh (AFC)	8	7	15	0	0.0	0	0
NFL Totals	10	8	18	5	0.0	0	0

29 CHIDI IWUOMA

CORNERBACK



(pronounced CHEE-dee eye-WOM-a)

HEIGHT—5-8

WEIGHT—184

COLLEGE—California

BIRTHDATE—February 19, 1978

BIRTHPLACE—Pasadena, Calif.

HOW ACQUIRED—FA-'02 (Sept. 11, 2002)

NFL EXPERIENCE—4th Year

GAMES PLAYED-STARTS/POSTSEASON: '01 (13-1/0-0), '02 (13-0/2-0), '03 (15-0/0-0), '04 (14-0/1-0)

CAREER TOTALS: 55-1 (3-0)

STEELERS TOTALS: 42-0 (3-0)

PRO: Signed with the team Sept. 11, 2002 when former Steelers CB Hank Poteat suffered a toe injury...played with the Detroit Lions in 2001 after signing with the team as an undrafted free agent. **2004**: Was selected as a special-teams co-captain by his teammates for the 2004 season...has blossomed into a top special-teams player for the Steelers...finished with 19 special-teams tackles (14 solo)...*9/19 at Baltimore*: left in the first half with an abdominal injury and did not return...*10/3 vs. Cincinnati*: was inactive...*10/10 vs. Cleveland*: was credited with one special-teams assist...*10/17 at Dallas*: registered one solo special-teams tackle...*10/31 vs. New England*: led the team with three solo special-teams tackles...*11/21 at Cincinnati*: was unexpectedly deactivated after suffering a hamstring injury while warming up...*11/28 vs. Washington*: was credited with two solo special-teams tackles...*12/5 at Jacksonville*: recorded one solo special-teams tackle...*12/18 at N.Y. Giants*: registered one solo special-teams tackle...*12/26 vs. Baltimore*: led the team with three special-teams tackles (one solo)...*1/2/05 at Buffalo*: led the team with three solo special-teams tackles...logged five defensive plays...*1/15/05 vs. N.Y. Jets*: finished with two solo special-teams tackles. **2003**: Finished with 19 special-teams tackles (14 solo)...*11/19 vs. Arizona*: had a big day on special teams...led the team with three special-teams tackles (two solo). **2002**: Emerged as a top special-teams player...finished with 16 special-teams tackles (nine solo)...*9/29 vs. Cleveland*: was deactivated for the first time...*12/1 at Jacksonville*: had another big day on special teams...finished with three total special-teams tackles (two solo)...*12/8 vs. Houston*: was deactivated...*12/15 vs. Carolina*: was a standout on special teams...was credited with two special-teams tackles (both solo)...*1/5/03 vs. Cleveland*: left the game early in the first half with a knee injury in Wild Card game and did not return...was credited with one special-teams tackles. **2001**: Was relegated to Lions' practice squad preceding the start of regular season play...moved to active roster before season-opener after Lions secondary was diminished with multiple injuries...played in a total of 13 games with his lone start coming versus Dallas (*1/6/02*)...finished the season with 10 tackles (four solo), three passes defended and 11 special teams tackles...*9/9 at Green Bay*: saw action on special teams...*9/23 at Cleveland*: saw action on special teams...*10/8 vs. St. Louis*: did not play...*10/14 at*

Minnesota: filled in for depleted secondary and posted the first stats of his professional career, two tackles and two special teams tackles...*11/11 vs. Tampa Bay*: was inactive...*11/18 at Arizona*: had one special teams tackle...*12/9 at Tampa Bay*: made a season and a then career-high three special teams tackles...*12/23 at Pittsburgh* .was inactive...*12/30 vs. Chicago*: posted a career-high six tackles (three solo) and his first career pass defense.

COLLEGE: Finished senior season (2000) at California as an honorable mention All-Pac 10 selection after he started all 11 games and tallied 11 pass deflections and 46 tackles...also led Bears with 17 punt returns for 116 yards (6.8 average) and had three kickoff returns for 52 yards. **1999**: Garnered honorable mention Pac-10 honors after starting 10-of-11 games during junior season...ended junior season with nine pass deflections, 50 tackles, including 40 unassisted tackles and had a pair of interceptions. **1998**: Completed sophomore season leading the team with 11 pass deflections and was Cal's most consistent corner, starting all 11 games, and was the team's sixth-leading tackler with 48 tackles, including 38 unassisted stops.

PERSONAL: Named the co-Offensive Player of the Year in the Pacific League at Pasadena High School...gained more 2,200 all-purpose yards (991 rushing and 501 receiving) and scored 22 TDs...also earned first-team CIF and San Gabriel Valley honors...Full name: Chidi Iwuoma.

IWUOMA'S GAME-BY-GAME STATISTICS

2004

Date	Opponent	T	AT	TOT	Sack/		INT	PD	FF	FR
					YDS					
9/7	BALTIMORE	0	0	0	0.0/0	0/0	0	0	0	0
9/14	at Kansas City	0	0	0	0.0/0	0/0	0	0	0	0
9/21	at Cincinnati	0	0	0	0.0/0	0/0	0	0	0	0
9/28	TENNESSEE	0	0	0	0.0/0	0/0	0	0	0	0
10/5	CLEVELAND	0	0	0	0.0/0	0/0	0	0	0	0
10/12	at Denver	INACTIVE								
10/26	ST. LOUIS	0	0	0	0.0/0	0/0	0	0	0	0
11/2	at Seattle	0	0	0	0.0/0	0/0	0	0	0	0
11/9	ARIZONA	0	0	0	0.0/0	0/0	0	0	0	0
11/17	at San Francisco	0	0	0	0.0/0	0/0	0	0	0	0
11/23	at Cleveland	0	0	0	0.0/0	0/0	0	0	0	0
11/30	CINCINNATI	0	0	0	0.0/0	0/0	0	0	0	0
12/7	OAKLAND	0	0	0	0.0/0	0/0	0	0	0	0
12/14	at N.Y. Jets	0	0	0	0.0/0	0/0	0	0	0	0
12/21	SAN DIEGO	0	0	0	0.0/0	0/0	0	0	0	0
12/28	at Baltimore	0	0	0	0.0/0	0/0	0	0	0	0
SEASON TOTALS		0	0	0	0.0/0	0/0	0	0	0	0

POSTSEASON

1/15	N.Y. JETS	0	0	0	0.0/0	0/0	0	0	0	0
1/23	NEW ENGLAND	0	0	0	0.0/0	0/0	0	0	0	0
POSTSEASON TOTALS		0	0	0	0.0/0	0/0	0	0	0	0

2003

Date	Opponent	T	AT	TOT	Sack/		INT	PD	FF	FR
					YDS					
9/7	BALTIMORE	0	0	0	0.0/0	0/0	0	0	0	0
9/14	at Kansas City	0	0	0	0.0/0	0/0	0	0	0	0
9/21	at Cincinnati	0	0	0	0.0/0	0/0	0	0	0	0



9/28	TENNESSEE	0	0	0	0.0/0	0/0	0	0	0
10/5	CLEVELAND	0	0	0	0.0/0	0/0	0	0	0
10/12	at Denver				INACTIVE				
10/26	ST. LOUIS	0	0	0	0.0/0	0/0	0	0	0
11/2	at Seattle	0	0	0	0.0/0	0/0	0	0	0
11/9	ARIZONA	0	0	0	0.0/0	0/0	0	0	0
11/17	at San Francisco	0	0	0	0.0/0	0/0	0	0	0
11/23	at Cleveland	0	0	0	0.0/0	0/0	0	0	0
11/30	CINCINNATI	0	0	0	0.0/0	0/0	0	0	0
12/7	OAKLAND	0	0	0	0.0/0	0/0	0	0	0
12/14	at N.Y. Jets	0	0	0	0.0/0	0/0	0	0	0
12/21	SAN DIEGO	0	0	0	0.0/0	0/0	0	0	0
12/28	at Baltimore	0	0	0	0.0/0	0/0	0	0	0
SEASON TOTALS		0	0	0	0.0/0	0/0	0	0	0

2002

Date	Opponent	T	AT	TOT	Sack/ YDS INT	PD	FF	FR
9/9	at New England				Not On Roster			
9/15	OAKLAND	0	0	0	0.0/0	0/0	0	0
9/29	CLEVELAND				INACTIVE			
10/6	at New Orleans	0	0	0	0.0/0	0/0	0	0
10/13	at Cincinnati	0	0	0	0.0/0	0/0	0	0
10/21	INDIANAPOLIS	0	0	0	0.0/0	0/0	0	0
11/3	at Cleveland	0	0	0	0.0/0	0/0	0	0
11/10	ATLANTA	0	0	0	0.0/0	0/0	0	0
11/17	at Tennessee	0	0	0	0.0/0	0/0	0	0
11/24	CINCINNATI	0	0	0	0.0/0	0/0	0	0
12/1	at Jacksonville	0	0	0	0.0/0	0/0	0	0
12/8	HOUSTON				INACTIVE			
12/15	CAROLINA	0	0	0	0.0/0	0/0	0	0
12/23	at Tampa Bay	0	0	0	0.0/0	0/0	0	0
12/29	BALTIMORE	0	0	0	0.0/0	0/0	0	0
SEASON TOTALS		0	0	0	0.0/0	0/0	0	0

POSTSEASON

1/5	CLEVELAND	0	0	0	0.0/0	0/0	0	0
1/11	at Tennessee	0	0	0	0.0/0	0/0	0	0
POSTSEASON TOTALS		0	0	0	0.0/0	0/0	0	0

IWUOMA'S CAREER STATISTICS**Regular Season**

TACKLES	Solo	AT	Tot.	Sp.T.	Sacks	FF	FR	INTERCEPTIONS	No.	Yds.	Avg.	LG	TD
2001 Detroit (NFC)	4	6	10	11	0.0	0	0	2001 Detroit (NFC)	0	0	0.0	—	0
2002 Pittsburgh (AFC)	0	0	0	16	0.0	0	0	2002 Pittsburgh (AFC)	0	0	0.0	—	0
2003 Pittsburgh (AFC)	0	0	0	19	0.0	0	0	2003 Pittsburgh (AFC)	0	0	0.0	—	0
2004 Pittsburgh (AFC)	0	0	0	15	0.0	0	0	2004 Pittsburgh (AFC)	0	0	0.0	—	0
NFL Totals	4	6	10	61	0.0	0	0	NFL Totals	0	0	0.0	—	0
Steelers Totals	0	0	0	50	0.0	0	0	Steelers Totals	0	0	0.0	—	0

Postseason

TACKLES	Solo	AT	Tot.	Sp.T.	Sacks	FF	FR	INTERCEPTIONS	No.	Yds.	Avg.	LG	TD
2002 Pittsburgh (AFC)	0	0	0	1	0.0	0	0	2002 Pittsburgh (AFC)	0	0	0.0	—	0
2004 Pittsburgh (AFC)	0	0	0	3	0.0	0	0	2004 Pittsburgh (AFC)	0	0	0.0	—	0
NFL Totals	0	0	0	4	0.0	0	0	NFL Totals	0	0	0.0	—	0



95

ALONZO JACKSON

LINEBACKER

Steelers



HEIGHT-6-4

WEIGHT-268

COLLEGE-Florida State

BIRTHDATE-Sept. 15, 1980

BIRTHPLACE-Americus, Ga.

HOW ACQUIRED-D2-'03 (#27, 59)

NFL EXPERIENCE-2nd Year

CAREER GAMES-STARTS/POSTSEASON: '03 (2-0/0-0), '04 (7-0/0-0)

CAREER TOTALS: 9-0 (0-0)

PRO: Provided depth at the outside linebacker position as a backup to both Clark Haggans and Joey Porter. **2004:** 9/12 vs. *Oakland*: was active but did not play...9/19 at *Baltimore*...was active but did not play...9/26 at *Miami*: was inactive...11/28 vs. *Washington*: dressed for the first time since the Sept. 19 Baltimore game...had one special-teams assist...12/5 at *Jacksonville*: dressed for the second-straight game...led the team with three special-teams tackles (two solo)...12/12 vs. *N.Y. Jets*: played the most significant action of his career, filling in for injured Clark Haggans...finished with two total tackles (one solo)...12/18 at *N.Y. Giants*: had three special-teams tackles (two solo)...played 10 defensive snaps...12/26 vs. *Baltimore*: played one defensive snap...1/5/05 at *Buffalo*: registered one solo tackle...played 36 defensive snaps...was inactive for both postseason contests. **2003:** Was inactive for the final 14 games of the season after dressing for the first two...9/7 vs. *Baltimore*: logged 13 defensive plays in season-opener against the Ravens.

COLLEGE: Played defensive end in college...emerged as one of the best edge rushers in college football during his final two seasons...recorded 125 tackles (72 solo) with 23 quarterback sacks and 33 stops behind the line of scrimmage during his career...finished college career ranked fifth on the school's career-sack list (23) and ranked third in school history with 33 tackles for losses. **2002:** Was an All-Atlantic Coast Conference first-team selection as a senior...started every game at right defensive end...recorded 42 tackles (34 solo) and ranked second in the conference with a career-high 13 sacks for minus-79 yards and 19 stops for losses of 104 yards...finished fourth on the school's single-season sack list (13)...deflected three passes and intercepted another, returning it 48 yards for a touchdown. **2001:** Caused four fumbles and made 19 quarterback pressures...started nine games at right defensive end...recorded 33 tackles (19 solo) and led the team with five sacks and eight stops for losses...deflected a pass and finished second on the team with 16 quarterback pressures...missed two games with a sprained knee. **2000:** Started four games...recorded 37 tackles (16 solo) with five sacks and six stops for losses...recovered a fumble and deflected two passes. **1999:** Played in every game as a reserve defensive end as a true freshman...earned bachelor's degree in sociology.



PERSONAL: Nicknamed "Zo"...attended Americus (Ga.) High...was a *USA Today* honorable mention All-American...named *Super Prep* All-American after playing both offense and defense...was a first-team Class 2A All-State selection...was a member of the *Atlanta Journal-Constitution's* Super Southern 100 and Top 50 in Georgia...recorded 116 tackles, 16 sacks and three blocked kicks as a senior...is the son of Pat Jackson and the late Eddie B. Jackson...Full name: Alonzo Jackson.

JACKSON'S CAREER STATISTICS

Regular Season

TACKLES	Solo	AT	Tot.	Sp.T.	Sacks	FF	FR	INTERCEPTIONS	No.	Yds.	Avg.	LG	TD
2003 Pittsburgh (AFC)	0	0	0	0	0.0	0	0	2002 Pittsburgh (AFC)	0	0	0.0	—	0
2004 Pittsburgh (AFC)	2	1	3	4	0.0	0	0	2003 Pittsburgh (AFC)	0	0	0.0	—	0
NFL Totals	2	1	3	4	0.0	0	0	NFL Totals	0	0	0.0	—	0

Postseason

TACKLES	Solo	AT	Tot.	Sp.T.	Sacks	FF	FR	INTERCEPTIONS	No.	Yds.	Avg.	LG	TD
2004 Pittsburgh (AFC)	0	0	0	0	0.0	0	0	2004 Pittsburgh (AFC)	0	0	0.0	—	0
NFL Totals	0	0	0	0	0.0	0	0	NFL Totals	0	0	0.0	—	0

74 JIM JONES

GUARD



HEIGHT—6-3
 WEIGHT—315
 COLLEGE—Notre Dame
 BIRTHDATE—January 27, 1978
 BIRTHPLACE—Chicago, Ill.
 HOW ACQUIRED—FA-'04
 NFL EXPERIENCE—2nd Year
 CAREER GAMES-STARTS/POSTSEASON: '04 (0-0/0-0)
 CAREER STATS: 0-0 (0-0)

PRO: Plays the game with passion and toughness...signed with the Steelers as a free agent Jan. 15, 2004. **2004:** Was inactive for all 16 regular season games...1/15/05 vs. *N.Y. Jets*: was inactive for the Steelers' first postseason game...1/23/05 vs. *New England*: was inactive. **2003:** Spent most of the 2003 season on the Baltimore Ravens' practice squad...allocated by the Ravens to the Rhein Fire of NFL Europe League in the spring of 2003. **2002:** Spent the 2002 season on the Ravens' practice squad...was originally signed (Reserve/Future) by Houston on 1/9/02...waived by Houston on 4/26/02...signed as a free agent by the Ravens on 7/24/02...waived by Baltimore on 9/2/02...was signed to the Ravens' practice squad on 10/16/02...had practice squad contract terminated on 11/19/02...signed back to the Ravens' practice



squad on 11/27/02...signed by the Ravens (Reserve/Future) on 12/31/02. **2001:** Originally signed by Baltimore as a rookie free agent on 4/27/01...was waived by Baltimore on 9/3/01.

COLLEGE: Named to All-Independent team by Collegefootballnews.com after senior campaign. **2000:** Started in 12 games at LG as a senior, including vs. Oregon State in 2001 Tostitos Fiesta Bowl...helped Irish score four TDs and collect 380 yards rushing vs. Boston College, the highest rushing total for an Irish team since 1996. **1999:** Started first 10 games at LG as a junior...missed final 2 games of season after spraining his arch against Pittsburgh. **1998:** Played in two games as reserve G against Stanford and Navy as a sophomore. **1997:** as a freshman, appeared in one game as backup NG vs. Boston College...graduated with a degree in Sociology.

PERSONAL: First-team All-State pick on both offense and defense by *Chicago Tribune*, *Chicago Sun-Times* and *Champaign News-Gazette* while at Richards (Oak Lawn, IL) H.S....earned three letters in football...was a team captain as a senior...named player of the year in 1995 by *Chicago Ridge Star*...was a member of the *Chicago Sun Times* Super 25 All-Area team...lives in Chicago Ridge, Illinois...Full name: James Michael Jones.

99

BRETT KEISEL

DEFENSIVE END



HEIGHT—6-5

WEIGHT—285

COLLEGE—Brigham Young

BIRTHDATE—September, 19, 1978

BIRTHPLACE—Provo, Utah

HOW ACQUIRED—D7b-'02 (#31, 242)

NFL EXPERIENCE—4th Year

CAREER GAMES-STARTS/POSTSEASON: '02 (5-0/2-0), '03 (1R), '04 (13-0/2-0)

CAREER TOTALS: 18-0 (4-0)

PRO: The Steelers' final draft pick in 2002, was one of the seven draft selections to make the final roster...continued to develop into a solid role player along the defensive line in 2004...is a top special-teams player. **2004:** 9/12 vs. *Oakland*: played four defensive snaps...finished with one assist...9/19 at *Baltimore*: was credited with one special-teams assist...played four defensive snaps...9/26 at *Miami*: played five defensive snaps...10/3 vs. *Cincinnati*: played nine defensive snaps...10/10 vs. *Cleveland*: played eight defensive snaps...10/17 at *Dallas*: logged six defensive plays...10/31 vs. *New England*: played six defensive snaps...was credited with one solo special-teams tackle...11/7 vs. *Philadelphia*: played three defensive snaps...11/14 at *Cleveland*: was credited with one quarterback hurry/pressure...logged seven



defensive plays...11/21 at *Cincinnati*: suffered a hamstring injury in the fourth quarter and did not return...was credited with two special-teams assists...11/28 vs. *Washington*: was inactive due to his hamstring injury...12/18 at *N. Y. Giants*: dressed for the first time in four weeks as a result of a hamstring injury...12/26 vs. *Baltimore*: had one assist...played seven defensive snaps...1/2/05 at *Buffalo*: registered one solo tackle...logged 45 defensive plays...1/15/05 vs. *N. Y. Jets*: registered one solo special-teams tackle. **2003**: Was placed on reserve/injured list for entire season following shoulder surgery. **2002**: Came on strong as a dynamic special-teams player...played in five games...finished with seven solo special-teams tackles...was inactive for first nine games...11/17 at *Tennessee*: dressed for his first pro game...did not play...11/24 vs. *Cincinnati*: was active for the second-straight week...12/15 vs. *Carolina*: made some big plays again on special teams...recovered a fumble on a muffed punt that led to a Steelers TD...was credited with three special-teams tackles (all solo).

COLLEGE: Finished his career with 66 tackles (39 solos), nine quarterback sacks and 19 stops behind the line of scrimmage...was a Super Sleeper Team selection by *The NFL Draft Report*. **2001**: Received All-Mountain West Conference honorable mention honors...had a banner senior campaign in his first year as a starter...recorded 41 tackles (23 solos) and ranked second on the team with four sacks, and third with nine tackles for losses...also forced one fumble...played in every game at defensive end. **2000**: Made 22 tackles (13 solos), five sacks and 10 tackles for losses...transferred to Snow (Utah) Junior College in 1999...made three unassisted tackles at defensive end in 1998...redshirted in 1997...majored in health sciences.

PERSONAL: Lettered four times in football and basketball and twice in track at Greybull (Wy.) High School...was a four-time All-Conference selection...earned All-State honors as a tight end and linebacker (1995-96)...was *USA Today* Wyoming Player of the Year in his final season...also earned Sportslink Player of the Year and Conference Player of the Year honors in 1996...is the son of Connie and Lane Keisel...Full name: Brett Keisel.



90 TRAVIS KIRSCHKE

DEFENSIVE LINE

Steelers

HEIGHT—6-3

WEIGHT—298

COLLEGE—UCLA

BIRTHDATE—Sept. 6, 1974

BIRTHPLACE—Fullerton, Calif.

HOW ACQUIRED—UFA-'03 (March 11, 2004 from S.F.)

NFL EXPERIENCE—9th Year

CAREER GAMES-STARTS/POSTSEASON: '97 (3-0/1-0), '98 (0-0/0-0), '99 (15-7/1-0), '00 (13-0/0-0), '01 (16-2/0-0), '02 (15-1/0-0), '03 (15-15/0-0), '04 (16-1/2-0)

CAREER TOTALS: 93-26 (3-0)

PRO: Joined the Steelers March 11, 2004 as an unrestricted free agent after spending the 2003 campaign with the San Francisco 49ers...is a versatile defensive lineman who has the ability to play either defensive tackle or defensive end...adds veteran and starting experience to the rotation. **2004:** Saw action in all 16 regular season games and two playoff contests...started his only game of the season at Jacksonville (12/5)...9/12 vs. *Oakland*: played four defensive snaps...finished with one assist...9/19 at *Baltimore*: was credited with one special-teams assist...played four defensive snaps...9/26 at *Miami*: played five defensive snaps...10/3 vs. *Cincinnati*: played nine defensive snaps...10/10 vs. *Cleveland*: played eight defensive snaps...10/17 at *Dallas*: logged six defensive plays...10/31 vs. *New England*: played six defensive snaps...was credited with one solo special-teams tackle...11/7 vs. *Philadelphia*: played three defensive snaps...11/14 at *Cleveland*: was credited with one quarterback hurry/pressure...logged seven defensive plays...11/21 at *Cincinnati*: suffered a hamstring injury in the fourth quarter and did not return...was credited with two special-teams assists...11/28 vs. *Washington*: was inactive due to his hamstring injury...12/5 at *Jacksonville*: started for the first time during the season...finished with two tackles (one solo) and one quarterback hurry/pressure...logged 15 defensive snaps...12/18 at *N.Y. Giants*: dressed for the first time in four weeks as a result of a hamstring injury...12/26 vs. *Baltimore*: had one assist...played seven defensive snaps...1/2/05: at *Buffalo*: registered one solo tackle...logged 45 defensive plays...1/15 vs. *N.Y. Jets*: registered one solo special-teams tackle. **2003:** Started in 15 of 16 games...finished with 46 total tackles (27 solo) and 1½ sacks...9/7 vs. *Chicago*: recorded three tackles (two solo) and a half sack (two yards)...9/14 at *St. Louis*: registered one sack (nine yards) and two assisted tackles at *St. Louis* (9/14)...9/28 at *Minnesota*: was credited with five tackles (three solo)...10/12 at *Seattle*: had four tackles (three solo)...11/2 vs. *St. Louis*: was inactive with knee injury. **2002:** Saw action in 15 games with one start...finished season with 19 tackles (13 solo)...9/22 vs. *Green Bay*: registered three solo tackles and left game with deep leg laceration...11/0 at *Green Bay*: recorded four tackles (three solo). **2001:** Saw action in all 16 games with two starts...finished season with 22 tackles (11 solo)...11/11 vs. *Tampa Bay*: registered season-high four tackles



(three solo)...*11/18 at Arizona*: started in place of injured Luther Elliss, posting one tackle...*12/23 at Pittsburgh*: tied season-high with four tackles. **2000**: Saw action in 13 games and prominent time as member of Lions regular defensive line rotation, especially early in the year...recorded 23 tackles, a half sack and second career fumble recovery...collected 17 of his 23 tackles in the first nine games of the season...was inactive in three of season's final seven games...*9/17 vs. Tampa Bay*: posted season-high four tackles...*10/8 vs. Green Bay*: recovered fumble deep in Lions territory...*10/29 at Indianapolis*: tied a season-high with four tackles...*12/10 at Green Bay*: had two tackles and recorded half sack. **1999**: Started seven games early in season, but settled back into reserve role...shifted to end during training camp after spending most of collegiate career and 1997-98 as defensive tackle...finished year with career-high 39 tackles after tallying only two stops in first two years in NFL...*9/26 at Kansas City*: recorded a career-high six tackles...*10/10 vs. San Diego*: registered a half sack...*10/17 vs. Minnesota*: had a half sack...*11/21 at Green Bay*: equaled career-high with six stops...*12/5 vs. Washington*: was inactive with sprained ankle...*1/2 at Minnesota*: recorded second-career sack...*1/8 at Washington*: totaled five tackles in NFC Wild Card Playoff Game. **1998**: Spent majority of season on reserved/injured list...was inactive for first three games due to lingering effects of abdomen injury...placed on reserved/injured list Sept. 22. **1997**: Was only rookie free agent to make season-opening roster...demonstrated ability and tremendous work ethic in training camp that impressed coaches to earn a spot on the team...played in three regular-season games in reserve role along defensive line...was inactive for 12 of last 14 games...*8/31 vs. Atlanta*: posted two tackles in NFL debut...*12/28 at Tampa Bay*: contributed two tackles in NFC Wild Card Playoff Game.

COLLEGE: Led UCLA linemen during senior season with 49 tackles, including 3.5 sacks and career-high nine tackles for losses...started first four games as a junior before an injury forced him to reserve duty for remainder of season...despite reduced playing time, still tied for second on squad with three sacks, as well as 24 tackles and three tackles for loss...started seven games as a sophomore, including last six contests...was third on squad with career-high five sacks...also posted 31 tackles and six tackles for losses...was one of just two true freshman to see action on defense...was defensive co-winner of UCLA's 1994 John Boncheff Jr. Memorial Trophy for Rookie of the Year...earned spot on Director's Honor Roll (academic) three times during college career.

PERSONAL: Was a three-year letterwinner at offensive guard and defensive tackle at Esperanza (Anaheim, Calif.) High...was a consensus first-team high school All-America selection by *Parade*, *Super Prep*, *Blue Chip*, *Football News Scholastic Coach* and *USA Today*...named *USA Today* California Player of the Year in 1993...is married (wife Amy) and has one daughter, Ella and a son, Gabe...resides in Lone Tree, Colo. Full name: Travis Kirschke.



KIRSCHKE'S CAREER STATISTICS

Regular Season

TACKLES	Solo	AT	Tot.	Sp.T.	Sacks	FF	FR
1997 Detroit (NFC)	1	1	2	0	0.0	0	0
1998 Detroit (NFC)	0	0	0	0	0.0	0	0
1999 Detroit (NFC)	19	20	39	0	2.0	1	1
2000 Detroit (NFC)	12	11	23	0	0.5	0	1
2001 Detroit (NFC)	11	11	22	0	0.0	0	0
2002 Detroit (NFC)	17	11	28	0	0.0	0	0
2003 San Fran. (NFC)	27	19	46	0	1.5	0	0
2004 Pittsburgh (AFC)	8	8	16	0	1.0	1	0
NFL Totals	95	81	176	0	5.0	2	2

Postseason

TACKLES	Solo	AT	Tot.	Sp.T.	Sacks	FF	FR
1997 Detroit (NFC)	2	0	2	0	0.0	0	0
1999 Detroit (NFC)	0	5	5	0	0.0	0	0
2004 Pittsburgh (AFC)	1	2	3	0	0.0	0	0
NFL Totals	3	7	10	0	0.0	0	0

88 MATT KRANCHICK

TIGHT END



HEIGHT-6-7

WEIGHT-260

COLLEGE-Penn State

BIRTHDATE-December 13, 1979

BIRTHPLACE-Carlisle, Pa.

HOW ACQUIRED-D6-'04 (#194)

NFL EXPERIENCE-2nd Year

GAMES PLAYED-STARTED/POSTSEASON-'04 (2-0/0-0)

CAREER TOTALS: '04 2-0/0-0



PRO: Was one of four 2004 draft choices to make the final roster...had an excellent preseason and made some clutch catches...is an outstanding target because of his size and excellent speed. **2004:** Was active for two regular season games, 11/29 at Cincinnati and 12/18 at N.Y. Giants...was inactive in both postseason contests... 11/21 at Cincinnati: made his NFL debut due to an injury to Jay Riemersma.

COLLEGE: Late bloomer who saw limited action during his first three seasons before emerging as a clutch short-area target for the passing game as a senior...in 23 games, he caught 24 passes for 352 yards (14.7 avg.) and a touchdown...caught 22 passes for 337 yards (15.3 avg.) and one touchdown as a senior in 2003...finished the season fourth on the team in receptions and third in receiving yardage...his 73-yard touchdwn catch versus Wisconsin was Penn State's longest



of the season and the team's longest completion since 1999...former walk-on...added more than 45 pounds of muscle to his frame since his freshman season when he arrived on campus as a wide receiver...graduated after only 3½ years at Penn State (Dec. 2002) with a degree in business administration.

PERSONAL: Played wide receiver at Mercersburg (Pa.) Academy prep school in 1999...made 57 receptions for 933 yards and 13 touchdowns...was named first-team All-Middle Atlantic Conference at wide receiver and cornerback...also chosen first-team All-Tri-state and third-team small school all-state at the wide receiver...attended Trinity (Carlisle, Pa.) High...was a two-year starter at wide receiver and defensive end...recorded 75 catches for 1,125 yards and 16 TDs during his career...also collected seven interceptions as a senior...grandfather, John Kranchick, played football at the University of North Carolina in 1944...Full name: Matthew Alan Kranchick.

35 DAN KREIDER

FULLBACK



HEIGHT—5-11

WEIGHT—255

COLLEGE—New Hampshire

BIRTHDATE—March 11, 1977

BIRTHPLACE—Lancaster, Pa.

HOW ACQUIRED—FA-'00

NFL EXPERIENCE—6th Year

CAREER GAMES-STARTS/POSTSEASON: '00 (10-7/0-0), '01 (13-1/2-0), '02 (16-13/2-2), '03 (16-12/0-0), '04 (16-9/2-2)

CAREER TOTALS: 71-43 (6-4)

PRO: One of the top blocking fullbacks in the NFL...has risen from an undrafted rookie and former practice squad player to the starting fullback. **2004:** Finished the season with

four rushes for 18 yards (4.4 avg.) and caught 10 passes for 75 yards and a touchdown...*9/12 vs. Oakland:* helped pave the way for Duce Staley's 91 yards rushing and Jerome Bettis' three, one-yard TD rushes...*9/26 at Miami:* helped pave the way for Duce Staley's first 100-yard game as a Steeler...*10/3 vs. Cincinnati:* helped the Steelers offense produce its second straight 100-yard rushing performance...*10/10 vs. Cleveland:* delivered some crushing key blocks for Steelers running backs...helped the offense produce its third straight 100-yard performer for the first time in two years...*10/17 at Dallas:* had one carry for five yards...*10/31 vs. New England:* was instrumental in Duce Staley's fourth 100-yard performance and the Steelers' season-high 225-yard rushing performance...*11/7 vs. Philadelphia:* had one reception for 12 yards before leaving the game in the third quarter with a hip

CAREER HIGHLIGHTS

- ◆ 2000 Joe Greene Award (Top Rookie)



flexor...11/14 at *Cleveland*: left early in the first quarter and did not return after suffering a shoulder injury...11/21 at *Cincinnati*: scored the eventual game-winning TD, his first TD reception in two years and his first score of the season...led the team with four receptions—tying a career high—for 22 yards...12/12 vs. *N.Y. Jets*: led the team with three receptions for 19 yards...12/18 at *N.Y. Giants*: helped Jerome Bettis record his fifth 100-yard rushing performance of the season...12/26 vs. *Baltimore*: helped pave the way for Jerome Bettis' sixth 100-yard rushing performance of the season...also had one reception for nine yards...1/2/05 at *Buffalo*: finished with a season-high three carries for 13 yards, a 4.3-yard average...1/15/05 vs. *N.Y. Jets*: helped pave the way for Jerome Bettis' 102-yards rushing...1/23/05 vs. *New England*: helped the team produce 163 rushing yards on 37 carries for a 4.4-yard average, **2003**: Finished with 29 yards on seven carries and one TD...also had nine receptions for 107 yards...9/21 at *Cincinnati*: had his most productive day as a pro...had 13 yards on a career-high three carries and two receptions for seven yards...also helped lead the way for the Steelers running backs, who had their most productive day of the early season...10/26 vs. *St. Louis*: had one reception, on a pass he tipped with one hand for a 15-yard gain...11/23 at *Cleveland*: tied Plaxico Burress for the team high with two receptions for a team-high 21 yards, including a long of 15...11/30 vs. *Cincinnati*: had one key reception of 24 yards that led to the Steelers' first TD of the game in the third quarter...12/7 vs. *Oakland*: recorded the longest reception of his career for 26 yards on his only catch...also had one carry for a yard...helped pave the way for Jerome Bettis' and the Steelers' first 100-yard rushing performance of the season...12/21 vs. *San Diego*: was instrumental in Jerome Bettis' season-high 115 yards rushing and the team's 181-yard rushing performance. **2002**: Performed admirably in his first full season as starter...set career marks for receptions (18) and receiving yards (122) during the regular season...finished with 16 rushing yards on six attempts...9/9 at *New England*: caught one pass for nine yards in season-opener...10/13 at *Cincinnati*: scored his second-career TD and first receiving touchdown on a four-yard pass from Tommy Maddox...also helped pave the way for Jerome Bettis' first 100-yard performance of the season...10/21 vs. *Indianapolis*: had both a run and catch...gained two rushing yards and had a nine-yard reception...10/27 at *Baltimore*: had a key block on Amos Zereoue's 35-yard TD run...11/3 at *Cleveland*: had one of his most active days...caught two passes for 23 yards and ran once for two yards...11/10 vs. *Atlanta*: helped the offense collect 645 yards in total offense...helped pave the way for a second consecutive 100-yard performer...11/24 vs. *Cincinnati*: set a career high with four receptions for 19 yards...12/1 at *Jacksonville*: had his second multiple reception game in two weeks...finished with two receptions for 17 yards...12/8 vs. *Houston*: ran once for five yards and added a reception for 10 yards...12/29 vs. *Baltimore*: was instrumental in Amos Zereoue's third 100-yard rushing performance of the season and the team's fourth...1/11/03 at *Tennessee*: had two receptions for 14 yards in Divisional playoff. **2001**: Continued to serve as a valuable backup fullback...suffered a freak calf injury the first day of training camp and missed the entire preseason...was placed on the physically unable to perform list July 20...was activated to the active roster Sept. 2...played in 13 games and started one...finished with 29 yards and one TD on seven carries...also caught two passes for five yards...was deactivated for the first three games...10/14 at *Kansas City*: was activated for the first time of the season...11/18 vs. *Jacksonville*: made his first start since the 2000 season in place of the injured Jon Witman...injured Jon Witman...12/16 at *Baltimore*: scored his first-career touch-



down—the game-winner—on a four-yard burst...finished with two rushes for six yards and one reception for five yards...**12/23 vs. Detroit:** had two carries for 12 yards, including a long of eight yards...**1/6/02 vs. Cleveland:** had one carry for a yard...**1/27/02 vs. New England:** caught two passes for 13 yards in the AFC Championship Game. **2000:** Was signed to the active roster Oct. 17 when Jon Witman was placed on the reserved/injured list...was on the active roster for 10 games and started seven...rushed for 24 yards on two carries, including a long of 22 yards...also had five receptions for 42 yards...**10/22 vs. Cleveland:** dressed for the first time in his pro career...**10/29 at Baltimore:** earned his first start as a pro...performed admirably as Jerome Bettis' blocking back...caught his first reception as a pro, a 14-yarder from Kordell Stewart...**11/5 at Tennessee:** made his second straight-start...caught one pass for eight yards...**11/12 vs. Philadelphia:** started his third-straight game...helped pave the way for Jerome Bettis' fifth 100-yard rushing performance of the season—the first since he had been in the starting lineup...**11/19 vs. Jacksonville:** started his fourth-straight game...**11/26 at Cincinnati:** started his fifth-straight game...**12/3 vs. Oakland:** was impressive again, leading the way for Jerome Bettis' sixth 100-yard rushing performance...had the first carry of his pro career, a 22-yard burst on the Steelers initial play of the game...**12/16 vs. Washington:** started his eighth-straight game...helped pave the way for Jerome Bettis' seventh 100-yard performance.

COLLEGE: Was a three-year starter at fullback. **1999:** Gained 518 yards on 92 carries (5.6 avg.) and caught 25 passes for 275 yards (11.0 avg.) with one score as a senior. **1998:** Gained 403 all-purpose yards as a junior...rushed for 293 yards and caught nine passes for 96 yards despite battling ankle injuries...**1997:** Finished second on team with 451 yards rushing and two touchdowns after redshirting the 1996 season with a torn anterior cruciate ligament...caught five passes for 75 yards and one touchdown. **1995:** Made four starts as a true freshman but missed final two games with a shoulder injury...finished third on the team with 308 yards rushing...majored in business administration.

PERSONAL: Lettered in football at Manheim Central High School...earned state Section II Best Player honors as a senior when he rushed 146 times for 1,289 yards...set single-season records with 32 touchdowns and 194 total points...is the son of Melvin and Carol Kreider...currently lives in Mount Joy, Pennsylvania...Full name: Dan Kreider.

Kreider's Career Single-Game Highs

Regular Season	Postseason
Yards Rushing— 24 (12/3/00 vs. Oakland)	Yards Rushing— 0
Rushing Attempts— 3 (twice, Last: 1/2/05 at Buffalo)	Rushing Attempts— 0
Longest Run— 22 (12/3/00 vs. Oakland)	Longest Run— 0
TDs Rushing— 1 (12/16/01 at Baltimore)	TDs Rushing— 0
100-yard Games— 0	100-yard Games— 0
Receptions— 4 (twice, Last: 11/21/04 at Cincinnati)	Receptions— 2 (twice, Last: 1/11/03 at Tennessee)
Yards Receiving— 26 (12/7/03 vs. Oakland)	Yards Receiving— 14 (1/11/03 at Tennessee)
Longest Reception— 26 (12/7/03 vs. Oakland)	Longest Reception— 9 (1/27/02 vs. New England)

KREIDER'S GAME-BY-GAME STATISTICS

		Rushing					Receiving				
2004											
Date	Opponent	No.	Yds.	Avg.	Lg	TD	No.	Yds.	Avg.	Lg	TD
9/12	OAKLAND	0	0	0.0	—	0	0	0	0.0	—	0
9/19	at Baltimore	0	0	0.0	—	0	0	0	0.0	—	0
9/26	at Miami	0	0	0.0	—	0	0	0	0.0	—	0
10/3	CINCINNATI	0	0	0.0	—	0	0	0	0.0	—	0
10/10	CLEVELAND	0	0	0.0	—	0	0	0	0.0	—	0
10/17	at Dallas	1	5	5.0	5	0	0	0	0.0	—	0
10/31	NEW ENGLAND	0	0	0.0	—	0	1	13	13.0	13	0
11/7	PHILADELPHIA	0	0	0.0	—	0	1	12	12.0	12	0
11/14	at Cleveland	0	0	0.0	—	0	0	0	0.0	—	0
11/21	at Cincinnati	0	0	0.0	—	0	4	22	5.5	8t	1
11/28	WASHINGTON	0	0	0.0	—	0	0	0	0.0	—	0
12/5	at Jacksonville	0	0	0.0	—	0	0	0	0.0	—	0
12/12	N.Y. JETS	0	0	0.0	—	0	3	19	6.3	8	0
12/18	at N.Y. Giants	0	0	0.0	—	0	0	0	0.0	—	0
12/26	BALTIMORE	0	0	0.0	—	0	1	9	9.0	9	0
1/2/03	at Buffalo	3	13	4.3	6	0	0	0	0.0	—	0
SEASON TOTALS		4	18	4.5	6	0	10	75	7.5	13	1
POSTSEASON											
1/15	N.Y. JETS	0	0	0.0	—	0	0	0	0.0	—	0
1/23	NEW ENGLAND	0	0	0.0	—	0	0	0	0.0	—	0
POSTSEASON TOTALS		0	0	0.0	—	0	0	0	0.0	—	0

2003											
Date	Opponent	No.	Yds.	Avg.	Lg	TD	No.	Yds.	Avg.	Lg	TD
9/7	BALTIMORE	1	9	9.0	9	0	0	0	0.0	—	0
9/14	at Kansas City	0	0	0.0	—	0	1	1	1.0	1	0
9/21	at Cincinnati	3	13	4.3	6	0	2	7	3.5	4	0
9/28	TENNESSEE	0	0	0.0	—	0	0	0	0.0	—	0
10/5	CLEVELAND	0	0	0.0	—	0	0	0	0.0	—	0
10/12	at Denver	0	0	0.0	—	0	1	13	13.0	13	0
10/26	ST. LOUIS	0	0	0.0	—	0	1	15	15.0	15	0
11/2	at Seattle	1	4	4.0	4	0	0	0	0.0	—	0
11/9	ARIZONA	0	0	0.0	—	0	0	0	0.0	—	0
11/17	at San Francisco	0	0	0.0	—	0	0	0	0.0	—	0
11/23	at Cleveland	0	0	0.0	—	0	2	21	10.5	15	0
11/30	CINCINNATI	0	0	0.0	—	0	1	24	24.0	24	0
12/7	OAKLAND	1	1	1.0	1	0	1	26	26.0	26	0
12/14	at N.Y. Jets	1	2	2.0	2	0	0	0	0.0	—	0
12/21	SAN DIEGO	0	0	0.0	—	0	0	0	0.0	—	0
12/28	at Baltimore	0	0	0.0	—	0	0	0	0.0	—	0
SEASON TOTALS		7	29	4.1	9	0	9	107	11.9	26	0



Rushing

Receiving

2002

Date	Opponent	No.	Yds.	Avg.	Lg	TD	No.	Yds.	Avg.	Lg	TD
9/9	at New England	0	0	0.0	—	0	1	9	9.0	9	0
9/15	OAKLAND	0	0	0.0	—	0	0	0	0.0	—	0
9/29	CLEVELAND	0	0	0.0	—	0	0	0	0.0	—	0
10/6	at New Orleans	0	0	0.0	—	0	0	0	0.0	—	0
10/13	at Cincinnati	0	0	0.0	—	0	1	4	4.0	4t	1
10/21	INDIANAPOLIS	1	2	2.0	2	0	1	9	9.0	9	0
10/27	at Baltimore	0	0	0.0	—	0	0	0	0.0	—	0
11/3	at Cleveland	1	2	2.0	2	0	2	23	11.5	15	0
11/10	ATLANTA	0	0	0.0	—	0	0	0	0.0	—	0
11/17	at Tennessee	0	0	0.0	—	0	0	0	0.0	—	0
11/24	CINCINNATI	0	0	0.0	—	0	4	19	4.8	10	0
12/1	at Jacksonville	0	0	0.0	—	0	2	17	8.5	11	0
12/8	HOUSTON	1	5	5.0	5	0	1	10	10.0	10	0
12/15	CAROLINA	2	4	2.0	3	0	2	2	1.0	3	0
12/23	at Tampa Bay	1	3	3.0	3	0	1	8	8.0	8	0
12/28	BALTIMORE	0	0	0.0	—	0	3	21	7.0	10	0
SEASON TOTALS		6	16	2.7	5	0	18	122	6.8	15	1

POSTSEASON

1/5	CLEVELAND	0	0	0.0	—	0	0	0	0.0	—	0
1/11	at Tennessee	0	0	0.0	—	0	2	14	7.0	8	0
POSTSEASON TOTALS		0	0	0.0	—	0	2	14	7.0	8	0

2001

Date	Opponent	No.	Yds.	Avg.	Lg.	TD	No.	Yds.	Avg.	Lg.	TD
9/9	at Jacksonville	INACTIVE									
9/30	at Buffalo	INACTIVE									
10/7	CINCINNATI	INACTIVE									
10/14	at Kansas City	0	0	0.0	—	0	0	0	0.0	—	0
10/21	at Tampa Bay	1	12	12.0	12	0	0	0	0.0	—	0
10/29	TENNESSEE	1	-2	-2.0	-2	0	0	0	0.0	—	0
11/4	BALTIMORE	0	0	0.0	—	0	0	0	0.0	—	0
11/11	at Cleveland	0	0	0.0	—	0	0	0	0.0	—	0
11/18	JACKSONVILLE	0	0	0.0	—	0	0	0	0.0	—	0
11/25	at Tennessee	0	0	0.0	—	0	0	0	0.0	—	0
12/2	MINNESOTA	0	0	0.0	—	0	0	0	0.0	—	0
12/9	N.Y. JETS	0	0	0.0	—	0	0	0	0.0	—	0
12/16	at Baltimore	2	6	3.0	4t	1	1	5	5.0	5	0
12/23	DETROIT	2	12	6.0	8	0	0	0	0.0	—	0
12/30	at Cincinnati	0	0	0.0	—	0	0	0	0.0	—	0
1/6/02	CLEVELAND	1	1	1.0	1	0	0	0	0.0	—	0
SEASON TOTALS		7	29	4.1	12	1	2	5	2.5	5	0

POSTSEASON

1/20	BALTIMORE	0	0	0.0	—	0	0	0	0.0	—	0
1/27	NEW ENGLAND	0	0	0.0	—	0	2	13	6.5	9	0
POSTSEASON TOTALS		0	0	0.0	—	0	2	13	6.5	9	0



2000

Date	Opponent	No.	Yds.	Avg.	LG.	TD	No.	Yds.	Avg.	LG.	TD
PRACTICE SQUAD FIRST											
SIX GAMES											
10/22	CLEVELAND	0	0	0.0	—	0	0	0.0	0	—	0
10/29	at Baltimore	0	0	0.0	—	0	1	14	14.0	14	0
11/5	at Tennessee	0	0	0.0	—	0	1	8	8.0	8	0
11/12	PHILADELPHIA	0	0	0.0	—	0	0	0	0.0	—	0
11/19	JACKSONVILLE	0	0	0.0	—	0	0	0	0.0	—	0
11/26	at Cincinnati	0	0	0.0	—	0	0	0	0.0	—	0
12/3	OAKLAND	2	24	12.0	22	0	0	0	0.0	—	0
12/10	at N.Y. Giants	0	0	0.0	—	0	2	10	5.0	6	0
12/16	WASHINGTON	0	0	0.0	—	0	0	0	0.0	—	0
12/24	at San Diego	0	0	0.0	—	0	1	10	10.0	10	0
SEASON TOTALS		2	24	12.0	22	0	5	42	8.4	14	0

KREIDER'S CAREER STATISTICS

Regular Season

RUSHING						RECEIVING					
	No.	Yds.	Avg.	LG	TD		No.	Yds.	Avg.	LG	TD
2000 Pittsburgh (AFC)	2	24	12.0	22	0	2000 Pittsburgh (AFC)	5	42	8.4	14	0
2001 Pittsburgh (AFC)	7	29	4.1	12	1	2001 Pittsburgh (AFC)	2	5	2.5	5	0
2002 Pittsburgh (AFC)	6	16	2.7	5	0	2002 Pittsburgh (AFC)	18	122	6.8	15	1
2003 Pittsburgh (AFC)	7	29	4.1	9	0	2003 Pittsburgh (AFC)	9	107	11.9	26	0
2004 Pittsburgh (AFC)	4	18	4.3	6	0	2004 Pittsburgh (AFC)	10	75	7.5	13	1
NFL Totals	26	116	4.5	22	1	NFL Totals	44	351	8.0	26	2

Postseason

RUSHING						RECEIVING					
	No.	Yds.	Avg.	LG	TD		No.	Yds.	Avg.	LG	TD
2001 Pittsburgh (AFC)	0	0	0.0	—	0	2001 Pittsburgh (AFC)	2	13	6.5	9	0
2002 Pittsburgh (AFC)	0	0	0.0	—	0	2002 Pittsburgh (AFC)	2	14	7.0	8	0
2004 Pittsburgh (AFC)	0	0	0.0	—	0	2004 Pittsburgh (AFC)	0	0	0.0	—	0
NFL Totals	0	0	0.0	—	0	NFL Totals	4	27	6.8	9	0



57 CLINT KRIEVALDT

LINEBACKER

Steelers



HEIGHT-6-1

WEIGHT-248

COLLEGE-Wisconsin-Stevens Point

BIRTHDATE-March 16, 1976

BIRTHPLACE-Shiocton, Wisc.

HOW ACQUIRED-UFA-'03 (March 6, 2003 from Detroit)

NFL EXPERIENCE-7th Year

CAREER GAMES-STARTS/POSTSEASON: '99 (12-0/1-0), '00 (13-1), '01 (14-1), '02 (10-0), '03 (15-0/0-0), '04 (15-0/2-0)

CAREER TOTALS: 79-2 (3-0)

STEELERS TOTALS: 30-0 (2-0)

PRO: Was signed prior to the 2003 season and proved to be an outstanding special-teams player...was selected as a 2004 co-captain, representing the special teams...adds quality depth to the inside linebacker position. **2004:** Finished season with 17 special teams tackles...9/12 vs. *Oakland:* was credited with one tackle...logged seven defensive snaps...also had one special-teams assist...9/19 at *Baltimore:* finished with two solo special-teams tackles...9/26 at *Miami:* led the team with four special-teams tackles (three solos)...10/3 vs. *Cincinnati:* played one defensive snap...was credited with two special-teams assists...10/10 vs. *Cleveland:* was credited with a solo special-teams tackle...10/17 at *Dallas:* had two special-team assists...10/31 vs. *New England:* registered one solo special-teams tackle...11/14 at *Cleveland:* was credited with one special-teams assist...12/12 vs. *N.Y. Jets:* was credited with one solo special-teams tackle...12/18 at *N.Y. Giants:* was inactive because of a hamstring injury...12/26 vs. *Baltimore:* returned to the lineup after missing the previous week with a hamstring injury...1/2/05 at *Buffalo:* saw his most action from scrimmage...shared a sack, which was the first of his career...finished with five total tackles (two solos)...also was credited with two solo special-teams tackles and a quarterback hurry/pressure...logged 36 defensive plays...1/15 vs. *N.Y. Jets:* played in the first postseason game of his career...1/23 vs. *New England:* replaced an injured Larry Foote late in the game...finished with two assists and a team-high three special-teams tackles (two solo). **2003:** Finished second on the team with 23 special-teams tackles (16 solo...also recovered one fumble...9/7 at *Baltimore:* registered a team-high three special-teams tackles...10/5 vs. *Cleveland:* had a great day on special teams...recovered one fumble on a muffed punt by Cleveland that set up the Steelers' first score...finished with two solo special-teams tackles...10/12 at *Denver:* left the game early because of a hamstring injury...10/26 vs. *St. Louis:* led the team with four special-teams tackles (three solo)...11/19 vs. *Arizona:* finished with two special-teams tackles (one solo)...11/23 at *Cleveland:* registered one solo special-teams tackle...11/30 vs. *Cincinnati:* had one solo special-teams tackle...11/27 vs. *Oakland:* registered one solo special-teams tackle...12/21 vs. *San Diego:* led the team with four special-teams tackles (two solo)...11/28 at *Baltimore:* finished with a team-high four special-teams



tackles (three solo). **2002:** Finished the season with nine special-teams tackles and 11 defensive tackles...9/8 vs. *Miami*: was inactive due to foot injury...9/15 vs. *Carolina*: inactive due to foot injury...9/22 vs. *Green Bay*: returned to action and had three tackles (one solo) and a special teams tackle...9/29 vs. *New Orleans*: had his first start of the season...9/10/13 at *Minnesota*: re-injured his foot and was inactive for the next four games...played in final seven games and saw action mostly on special teams. **2001:** Finished the season with 31 tackles (15 solo) and ranked second on the team with 19 special-teams tackles...9/23 at *Cleveland*: posted three special-teams tackles...10/14 at *Minnesota*: filled in at middle linebacker for the injured Stephen Boyd and collected a career-high seven tackles...10/14 vs. *Tennessee*: collected two special-teams tackles...10/28 vs. *Cincinnati*: made one tackle and two special-teams tackles...11/14 at *San Francisco*: was inactive due to a concussion...12/9 at *Tampa Bay*: was inactive due to a concussion...11/22 vs. *Green Bay*: recorded two tackles...12/2 at *Chicago*: posted two tackles along with three special teams stops...12/9 at *Tampa Bay*: made five tackles (four solo)...12/16 vs. *Minnesota*: collected three tackles and three special-teams tackles...12/23 at *Pittsburgh*: made seven (four solo) tackles after filling in for Barrett Green, who was sidelined with a back injury...12/30 vs. *Chicago*: made only start of season (second of career) filling in for Barrett Green who was sidelined with a back injury. **2000:** Saw increased action on defense in second year in the NFL, in addition to reprising role as one of the squad's most productive special-teams players (tied for team-high with 22 tackles)...made five tackles on defense, in addition to forcing and recovering a fumble...9/3 at *New Orleans*: filled role as nickel linebacker in season opener after Barrett Green left with an injury...suffered right high ankle sprain...9/10 vs. *Washington*: inactive due to ankle sprain...9/24 at *Chicago*: made first-career start with Lions beginning game in nickel package and collected career-high three tackles and recovered a fumble...10/8 vs. *Green Bay*: forced fumble on kickoff...*N.Y. Giants*: was inactive due to pinched nerve in neck suffered during practice...11/23 vs. *New England*: was inactive...12/24 vs. *Chicago*: tied career-high with four special teams tackles in season finale. **1999:** Gave squad a nice spark in the final 12 games of his rookie season (inactive the first four weeks), finishing second on the club with 19 special-teams tackles...11/21 at *Green Bay*: recorded another tackle on defense...10/17 vs. *Minnesota*: registered a career-high four tackles...played very sparingly on defense during rookie season...1/2/00 at *Minnesota*: saw first extended defensive duty of career with Allen Aldridge temporarily sidelined with two different ailments...recorded first-career interception deep in Lions' territory, in addition to a then career-high two tackles...1/8/00 at *Washington*: returned to usual special teams duty only in NFC Wild Card Playoff Game and tied career-high with four stops.

COLLEGE : Was a four-year starter who played inside linebacker most of his career...also played in short-yardage offensive situations as a running back...was the first four-time unanimous first team All-WIAC selection in conference history...set Wisconsin-Stevens Point career tackles record with 416. **1998:** Selected Division III National Defensive Player of the Year as a senior...also earned first-team AFCA Burger King Division III Coaches All-American, first-team Hewlett-Packard Division III All-American and first-team *Football Gazette* All-American honors...was the 1998 *Milwaukee Journal-Sentinel* WIAC Player of the Year, Wisconsin-Stevens Point Team MVP, Defensive Player of the Year and Line backer of the Year...recorded 10-plus tackles in all nine games (streak finished at 12 going back to the 1997 season)...had 115 tackles, 20 tackles for loss, 2.5 sacks, an interception, three passes defended,



two forced fumbles and three fumble recoveries in 1998...led team in scoring with nine touchdowns (eight rushing, one fumble return)...named WIAC Defensive Player of the Week twice. **1997:** Was a first-team *Football Gazette* All-American as a junior...earned third-team Hewlett-Packard Division III All-America and unanimous first-team All-WIAC pick in...was the 1997 Wisconsin-Stevens Point Linebacker of the Year...had 90 tackles, 11 tackles for loss, career-high three sacks, three pass defenses, two forced fumbles, career-high four fumble recoveries and an interception...was second on team in scoring with nine touchdowns (eight rushing, one receiving). **1996:** Was a unanimous first team All-WIAC and Linebacker of the Year as a sophomore...had career-high 121 tackles, 16 tackles for loss, two sacks, three forced fumbles, three fumble recoveries, two pass defenses and an interception. **1995:** Was a unanimous first-team All-WIAC and Most Improved Player as a freshman...recorded 90 tackles, seven tackles for loss, one forced fumble and one fumble recovery. **1994:** Was redshirted as running back.

PERSONAL: Was an All-State running back at Shiocton (Wisc.) High School...earned All-Region and All-Conference honors as running back and linebacker as a prep senior in 1993...was the 1993 Offensive Player of the Year in Central Wisconsin Conference (large schools)...earned Team MVP and team captain in '93 as well...set school rushing records for most career yards (3,357), single-season yards (1,552) and single-game yards (317)...earned his college degree in 2000 off-season.

KRIEWARDT'S GAME-BY-GAME STATISTICS

2004

Date	Opponent	I	AT	TOT	Sack/ YDS	INT	PD	FF	FR
9/12	OAKLAND	1	0	1	0.0/0	0/0	0	0	0
9/19	at Baltimore	0	0	0	0.0/0	0/0	0	0	0
9/26	at Miami	0	0	0	0.0/0	0/0	0	0	0
10/3	CINCINNATI	0	0	0	0.0/0	0/0	0	0	0
10/10	CLEVELAND	0	0	0	0.0/0	0/0	0	0	0
10/17	at Dallas	0	0	0	0.0/0	0/0	0	0	0
10/31	NEW ENGLAND	0	0	0	0.0/0	0/0	0	0	0
11/7	PHILADELPHIA	0	0	0	0.0/0	0/0	0	0	0
11/14	at Cleveland	0	0	0	0.0/0	0/0	0	0	0
11/21	at Cincinnati	0	0	0	0.0/0	0/0	0	0	0
11/28	WASHINGTON	0	0	0	0.0/0	0/0	0	0	0
12/5	at Jacksonville	0	0	0	0.0/0	0/0	0	0	0
12/12	N.Y. JETS	0	0	0	0.0/0	0/0	0	0	0
12/18	at N.Y. Giants						INACTIVE		
12/26	BALTIMORE	0	0	0	0.0/0	0/0	0	0	0
1/2/05	at Buffalo	2	3	5	0.5/2.5	0/0	0	0	0
SEASON TOTALS		3	3	6	0.5/2.5	0/0	0	0	0

POSTSEASON

1/15	N.Y. JETS	0	0	0	0.0/0	0/0	0	0	0
1/23	NEW ENGLAND	0	2	2	0.0/0	0/0	0	0	0
POSTSEASON TOTALS		0	2	2	0.0/0	0/0	0	0	0



2003

Date	Opponent	T	AT	TOT	Sack/		INT	PD	FF	FR
					YDS					
9/7	BALTIMORE	0	0	0	0.0/0		0/0	0	0	0
9/14	at Kansas City	0	0	0	0.0/0		0/0	0	0	0
9/21	at Cincinnati	0	0	0	0.0/0		0/0	0	0	0
9/28	TENNESSEE	0	0	0	0.0/0		0/0	0	0	0
10/5	CLEVELAND	0	0	0	0.0/0		0/0	0	0	0
10/12	at Denver	0	0	0	0.0/0		0/0	0	0	0
10/26	ST. LOUIS	0	0	0	0.0/0		0/0	0	0	0
11/2	at Seattle	INACTIVE								
11/9	ARIZONA	0	0	0	0.0/0		0/0	0	0	0
11/17	at San Francisco	0	0	0	0.0/0		0/0	0	0	0
11/23	at Cleveland	0	0	0	0.0/0		0/0	0	0	0
11/30	CINCINNATI	0	0	0	0.0/0		0/0	0	0	0
12/7	OAKLAND	0	0	0	0.0/0		0/0	0	0	0
12/14	at N.Y. Jets	0	0	0	0.0/0		0/0	0	0	0
12/21	SAN DIEGO	0	0	0	0.0/0		0/0	0	0	0
12/28	at Baltimore	0	0	0	0.0/0		0/0	0	0	0
SEASON TOTALS		0	0	0	0.0/0		0/0	0	0	0

KRIEVALDT'S CAREER STATISTICS

Regular Season

TACKLES	Solo	AT	Tot.	Sp.T	Sacks	FF	FR	INTERCEPTIONS	No.	Yds.	Avg.	LG	TD
1999 Detroit (NFC)	1	2	3	19	0.0	0	0	1999 Detroit (NFC)	1	2	2.0	2	0
2000 Detroit (NFC)	5	0	5	22	0.0	1	1	2000 Detroit (NFC)	0	0	0.0	—	0
2001 Detroit (NFC)	15	16	31	19	0.0	0	0	2001 Detroit (NFC)	0	0	0.0	—	0
2002 Detroit (NFC)	6	5	11	9	0.0	0	0	2002 Detroit (NFC)	0	0	0.0	—	0
2003 Pittsburgh (AFC)	0	0	0	23	0.0	0	0	2003 Pittsburgh (AFC)	0	0	0.0	—	0
2004 Pittsburgh (AFC)	3	3	6	15	0.5	0	0	2004 Pittsburgh (AFC)	0	0	0.0	—	0
NFL Totals	30	26	56	107	0.5	1	1	NFL Totals	1	2	2.0	2	0
Steelers Totals	3	3	6	38	0.5	0	0	Steelers Totals	0	0	0.0	—	0

Postseason

TACKLES	Solo	AT	Tot.	Sp.T	Sacks	FF	FR	INTERCEPTIONS	No.	Yds.	Avg.	LG	TD
1999 Detroit (NFC)	0	0	0	0	0.0	0	0	1999 Detroit (NFC)	0	0	0.0	—	0
2004 Pittsburgh (AFC)	0	2	2	0	0.0	0	0	2004 Pittsburgh (AFC)	0	0	0.0	—	0
NFL Totals	0	2	2	0	0.0	0	0	NFL Totals	0	0	0.0	—	0
Steelers Totals	0	2	2	0	0.0	0	0	Steelers Totals	0	0	0.0	—	0



31 MIKE LOGAN

SAFETY



HEIGHT - 6-1

WEIGHT - 211

COLLEGE - West Virginia

BIRTHDATE - September 15, 1974

BIRTHPLACE - Pittsburgh, Pa.

HOW ACQUIRED - UFA from Jacksonville (March 24, 2001)

NFL EXPERIENCE - 9th Year

GAMES PLAYED/STARTED/POSTSEASON - '97 (11-0/1-0), '98 (15-0/0-0), '99 (2-0/0-0), '00 (15-11/0-0), '01 (16-1/2-0), '02 (14-0/2-0), '03 (15-15/0-0) '04 (3-0/0-0)

NFL TOTALS - 91-27 (5-0)

STEELERS TOTALS - 63-16 (4-0)

PRO: Was one of two key free-agent acquisitions signed by the Steelers prior to the 2001 season...returned to his hometown after spending the first four years of his NFL career in Jacksonville...can play both safety positions...adds experience and speed to the defensive secondary...also is a standout special-teams player...re-signed on March 22, 2004, agreeing on a three-year contract. **2004:** Appeared in five games before a hamstring injury caused him to miss the rest of the season...9/12 vs. *Oakland*: finished with two solo tackles and a forced fumble...was credited with one solo special-teams tackle...logged 11 defensive plays...9/19 at *Baltimore*: recorded one tackle...led the team with four special-teams tackles (two solo)...9/26 at *Miami*: was inactive due to a groin injury...10/10 vs. *Cleveland*: played four defensive plays before leaving the game with a hamstring injury...was credited with two special-teams tackles...placed on reserve/injured list. **2003:** Moved into the starting lineup in 2003 as the Steelers' starting strong safety...performed solidly despite returning from major knee surgery in January...was named the Steelers' 2003 Ed Block Courage Award winner for his impressive return from major-knee surgery...finished with 96 total tackles (73 solo), which were third on the team...also was credited with a sack, six passes defended, three fumble recoveries and a forced fumbles...9/7 vs. *Baltimore*: played all 68 defensive snaps...registered seven total tackles (six solo)...also had two pass defenses...10/12 at *Denver*: recovered his first fumble of the season in the third quarter...finished with four total tackles (all solo)...logged 42 defensive plays...11/2 at *Seattle*: registered his first sack of the season in the fourth quarter...was also credited with six total tackles (three solo)...11/9 vs. *Arizona*: led the team with 11 total tackles (10 solo)...also was credited with two quarterback hurries/pressures...11/17 at *San Francisco*: recorded his second-straight double-digit tackling performance...finished with 10 total tackles (nine solo)...11/23 at *Cleveland*: finished with eight total tackles (seven solo)...also was credited with a forced fumble and a pass defense...logged 25 defensive plays...led the team with nine total

CAREER HIGHLIGHTS

- ◆ 2004 Chief Award (Cooperation with Media)
- ◆ 2003 Ed Block Courage Award



tackles (seven solo)...*12/14 at N.Y. Jets*: recovered a fumble deep in Steelers territory to thwart a potential scoring drive...registered seven total tackles (four solo)...*12/28 at Baltimore*: recovered his third fumble of the season that set up a Steelers TD...finished with eight total tackles (six solo)...also was credited with one pass defense...played 55 defensive snaps. **2002**: Finished the season with 32 total tackles (28 solo)...also was credited with one interception and a half sack...was placed on the reserved/injured list Jan. 6, 2003, following knee surgery as a result of an injury sustained in 2002 Wild Card game versus Cleveland (1/5/03)...*10/21 vs. Indianapolis*: collected his fifth-career interception—third as a Steeler—for a career-long 46-yard return...also was credited with six total tackles (five solo), two quarterback hurries/pressures, three passes defended and one special-teams tackle...logged 37 defensive plays...*11/3 at Cleveland*: left the game at the end of the first half with a hamstring injury and did not return...played four defensive snaps...*11/10 vs. Atlanta*: saw limited action because of a hamstring injury...played just two defensive snaps...*11/17 at Tennessee*: played 13 defensive snaps before leaving the game with a groin injury...*11/24 vs. Cincinnati*: was inactive because of his groin injury...*12/1 at Jacksonville*: was inactive due to his groin injury...*12/8 vs. Houston*: saw his first game action in three weeks...*12/23 at Tampa Bay*: registered a half sack for his first sack of the season...also was credited with three solo tackles and two passes defended...*12/29 vs. Baltimore*: finished with three tackles (two solo)...also had one special-teams assist...*1/5/03 vs. Cleveland*: had one of the biggest plays of the game in the Wild Card Game versus the Browns, intercepting a Kelly Holcomb pass late in the third quarter...returned the interception 14 yards before suffering a knee injury that forced him to miss the rest of the game...finished with three solo tackles...also was credited with one pass defense. **2001**: Finished with 27 total tackles (22 solo) and was credited with two sacks for 19 yards...played all 16 games and started one game (Oct. 14 at Kansas City)...collected two interceptions and had eight passes defended...also was credited with 20 special-teams tackles (12 solo)...*10/14 at Kansas City*: earned his first start for his hometown team as a fifth defensive back...logged 24 defensive plays...finished with three total tackles (all solo)...*10/21 at Tampa Bay*: had one of his best days as a Steeler...played extensively in the second half due to Brent Alexander's hip injury...collected his first interception as a Steeler...also registered his first Steelers sack...logged 45 defensive snaps...finished with five total tackles...also had a quarterback hurry/pressure and one pass defense...*10/29 vs. Tennessee*: logged 21 defensive plays...finished with one tackle...also had two assists on special-teams and forced a fumble on a kickoff (recovered by John Fiala) that led to the Steelers' last TD...*11/11 at Cleveland*: left the game in the first half due to a neck injury and did not return...played one defensive snap...was credited with two solo special-teams tackles...*11/25 at Tennessee*: recorded his second interception and second sack of the season...played 17 defensive snaps...finished with two tackles...also was credited with three special-teams tackles...*12/30 at Cincinnati*: recovered a fumble on the opening kickoff and returned it 15 yards...played 47 defensive snaps...finished with three total tackles (two solo)...also had two pass defenses...*1/6/02 vs. Cleveland*: had a strong game on defense and on special teams...finished with one solo tackle...also had two special-teams tackles and a fumble recovery on special teams...*1/20/05 vs. Baltimore*: finished with one tackle in AFC Divisional Playoff game...also was credited with one pass defense...had two special-teams tackles...*1/27/02 vs. New England*: finished with two solo tackles in AFC Championship. **2000**: Started 11 games and had a



career-high 61 tackles after rebounding from an ankle injury that sidelined him for virtually the entire 1999 season...*9/3 at Cleveland*: was inactive (hamstring)...*9/10 at Baltimore*: played in first game of year on special teams...*9/17 vs. Cincinnati*: played on special teams, making one tackle in 30th game of career...*9/25 at Indianapolis*: played on defense and special teams, taking over at free safety in third quarter when Rayna Stewart was injured...*10/1 vs. Pittsburgh*: made first NFL start at free safety in place of injured Rayna Stewart...*10/16 at Tennessee*: started at free safety on all 59 plays...made eight solo tackles...*10/22 vs. Washington*: started at free safety in 35th NFL game and played all 54 plays, registering four tackles (two solo), one quarterback pressure, one pass defended and his first-career interception...intercepted ball in end zone to end a Washington scoring threat...*10/29 at Dallas*: started at free safety and played 53-of-59 plays, making eight tackles (seven solo) and one tackle on special teams...*11/12 vs. Seattle*: started at free safety and played all 66 plays...was credited with four solo tackles and two quarterback hurries/pressures...*11/19 at Pittsburgh*: moved to nickel back after return of Rayna Stewart to starting lineup...saw action on 43 of 56 plays and tied for team lead with seven tackles (six solo)...also was credited with a sack (first of career), one forced fumble (first of career) and two quarterback hurries/pressures...his forced fumble was recovered by Rayna Stewart and led to a touchdown...added one special teams tackle...*12/3 vs. Cleveland*: started at safety in nickel defense in 40th NFL game and earned the defensive game ball...saw action on 35 of 42 plays...made three tackles (two solo), three passes defended and recovered a fumble caused by Kevin Hardy that set up a TD...also played on special teams, registering two tackles...*12/10 vs. Arizona*: received defensive game ball along with Kevin Hardy.

1999: Served as team's nickel back for first two games, coming in at safety, with Carnell Lake moving to cornerback...*9/12 vs. San Francisco*: played 27 plays on defense and made one tackle in the season opener...also played on special teams, with one punt return for seven yards and one special teams tackle...*9/19 at Carolina*: played on special teams until suffering a fractured left ankle at the end of a 25-yard kickoff return in the second quarter...placed on reserved/injured list on Sept. 20.

1998: Played in the first 15 games until suffering a sprained knee that caused him to miss the final game and both playoff games...made 29 tackles (16 solo), three passes defended and one quarterback hurry/pressure...added 12 special teams tackles to rank fourth on the squad...made four tackles in four different games...returned 18 kickoffs for 414 yards, (23.0 avg.) that ranked second on the team, including returns of 51 and 53 yards...also returned two punts for 26 yards...*10/25 at Denver*: handled both punt and kickoff return duties for injured Reggie Barlow...had a 17-yard punt return that was the first of his pro career...*11/8 vs. Cincinnati*: had a 51-yard kickoff return on the opening kickoff and earned a special teams game ball...*11/22 at Pittsburgh*: had three kickoff returns for 86 yards, including a career-best 53-yarder to the Steelers' 27-yard line...*11/29 at Cincinnati*: made the first fumble recovery of his career at Bengals' 26-yard line on a second-quarter kickoff...also made three special-teams tackles...*12/6 vs. Detroit*: saw the most action of the season when he played 35 plays in nickel and dime defenses, making four tackles...*12/20 at Minnesota*: led team with three special-teams tackles, despite suffering a sprained knee...was inactive for regular-season finale and both playoff games.

1997: Played in 11 games with no starts as a rookie...returned 10 kickoffs for 236 yards, a 23.6-yard average that was second best on the team...made five tackles on defense (all solo) and ranked fifth on club with 11 tackles on special



teams...8/31 at Baltimore: returned two kickoffs for 39 yards in his first NFL game before suffering a strained hamstring in second quarter and leaving the game...10/5 vs. Cincinnati: played the next three games as a kickoff returner and special teams performer...saw his first pro action on defense as the sixth defensive back for 17 plays...9/12 vs. Philadelphia: played 15 plays on defense...10/19 at Dallas: made three tackles on defense but suffered a broken thumb and finger on his right hand, missing the next five games...11/30 vs. Baltimore: had his season-long kickoff return of 39 yards and three tackles on special teams in his first game back after the injury...12/7 at New England: gained seven yards on a kickoff return after taking a reverse handoff from Reggie Barlow...12/14 at Buffalo: earned a special teams game ball with two kickoff returns for 55 yards and two special-teams tackles...12/27 at Denver: saw action for two plays in the dime defense in the Wild-Card Playoff game...also played on special teams and had three kickoff returns for 44 yards (long 18)...acquired with the first of two second-round choices (50th pick overall) in the draft, and was the 11th defensive back selected overall.

COLLEGE: Was a top kick-return specialist whose average of 11.3 yards on punt returns and 23.5 yards on kickoff returns ranked fourth on school's career lists. **1996:** Was an All-Big East Conference first-team choice at cornerback and second-team as a return specialist as a senior...selected as the recipient of the Gridiron Gladiator Award, given by team's coaches for on-field intensity...lined up at shortside cornerback, making 50 tackles (33 solo) with 11 pass deflections...caused and recovered one fumble and had five interceptions for 41 yards...led the Big East with a 12.3-yard average on 23 punt returns (282 yards) and added 260 yards on 14 kickoff returns (18.6 average). **1995:** Played in eight games at shortside cornerback...recorded 44 tackles (29 solo) with five pass deflections and one interception...also returned four kickoffs for 96 yards (24.0 average). **1994:** Saw limited action in six games, finishing with 19 tackles (14 solo)...returned 11 punts for 80 yards (7.3 average) and seven kickoffs for 175 yards (25.0 average). **1993:** Appeared in every game, making his first collegiate start at shortside cornerback versus Boston College...recorded 27 tackles (16 solo) and returned 12 kickoffs for 338 yards (28.2 average). **1992:** Redshirted as a freshman...majored in social work.

PERSONAL: Married (Nicole) with three children...lives in Pittsburgh, Pa...was an All-State second-team pick, adding *Pittsburgh Post-Gazette* "Fabulous 22" honors while making the All-Conference squad as a senior at McKeesport (Pa.) High...was a team captain and Most Valuable Player...also excelled in baseball and track...earned Athletic Director's Academic Honor Roll accolades...was the recipient of the Mike Puskar endowed scholarship...attends numerous local fundraisers for a variety of causes...founded Logan's Heroes Foundation, which helps raise money and support for educational programs that come from distressed and disadvantage situations...Full name: Michael V. Logan.





LOGAN'S GAME-BY-GAME STATISTICS

2004

<u>Date</u>	<u>Opponent</u>	<u>T</u>	<u>Sack/</u>						
			<u>AT</u>	<u>TOT</u>	<u>YDS</u>	<u>INT</u>	<u>PD</u>	<u>FF</u>	<u>FR</u>
9/12	OAKLAND	2	0	2	0.0/0	0/0	0	1	0
9/19	at Baltimore	1	0	1	0.0/0	0/0	0	0	0
9/26	at Miami				INACTIVE				
10/3	CINCINNATI	0	0	0	0.0/0	0/0	0	0	0
10/10	CLEVELAND	0	0	0	0.0/0	0/0	0	0	0
10/17	at Dallas				INACTIVE				
10/31	NEW ENGLAND	0	0	0	0.0/0	0/0	0	0	0
11/7	PHILADELPHIA				RESERVED/INJURED				
11/14	at Cleveland				RESERVED/INJURED				
11/21	at Cincinnati				RESERVED/INJURED				
11/28	WASHINGTON				RESERVED/INJURED				
12/5	at Jacksonville				RESERVED/INJURED				
12/12	N.Y. JETS				RESERVED/INJURED				
12/18	at N.Y. Giants				RESERVED/INJURED				
12/26	BALTIMORE				RESERVED/INJURED				
1/2/05	at Buffalo				RESERVED/INJURED				
SEASON TOTALS		3	0	3	0.0/0	0/0	0	1	0

2003

<u>Date</u>	<u>Opponent</u>	<u>T</u>	<u>Sack/</u>						
			<u>AT</u>	<u>TOT</u>	<u>YDS</u>	<u>INT</u>	<u>PD</u>	<u>FF</u>	<u>FR</u>
9/7	BALTIMORE	6	1	7	0.0/0	0/0	2	0	0
9/14	at Kansas City	3	1	4	0.0/0	0/0	1	0	0
9/21	at Cincinnati	4	0	4	0.0/0	0/0	1	0	0
9/28	TENNESSEE	0	0	0	0.0/0	0/0	0	0	0
10/5	CLEVELAND	5	1	6	0.0/0	0/0	0	0	0
10/12	at Denver	4	0	4	0.0/0	0/0	0	0	1
10/26	ST. LOUIS	2	2	4	0.0/0	0/0	0	0	0
11/2	at Seattle	3	3	6	1.0/5	0/0	0	0	0
11/9	ARIZONA	10	1	11	0.0/0	0/0	0	0	0
11/17	at San Francisco	9	1	10	0.0/0	0/0	0	0	0
11/23	at Cleveland	7	1	8	0.0/0	0/0	1	1	0
11/30	CINCINNATI	0	3	3	0.0/0	0/0	0	0	0
12/7	OAKLAND	7	2	9	0.0/0	0/0	0	0	0
12/14	at N.Y. Jets	4	3	7	0.0/0	0/0	0	0	1
12/21	SAN DIEGO	3	2	5	0.0/0	0/0	0	0	0
12/28	at Baltimore	6	2	8	0.0/0	0/0	1	0	1
SEASON TOTALS		73	23	96	1.0/5	0/0	6	1	3



LOGAN'S GAME-BY-GAME STATISTICS (cont.)

2002

Date	Opponent	I	AT	TOT	Sack/		INT	PD	FF	FR
					YDS					
9/9	at New England	2	0	2	0.0/0	0/0	0	0	0	0
9/15	OAKLAND	6	1	7	0.0/0	0/0	0	0	0	0
9/29	CLEVELAND	2	1	3	0.0/0	0/0	0	0	0	0
10/6	at New Orleans	0	0	0	0.0/0	0/0	0	0	0	0
10/13	at Cincinnati	4	0	4	0.0/0	0/0	0	0	0	0
10/21	INDIANAPOLIS	5	1	6	0.0/0	1/46	3	0	0	0
10/27	at Baltimore	3	0	3	0.0/0	0/0	0	0	0	0
11/3	at Cleveland	0	0	0	0.0/0	0/0	0	0	0	0
11/10	ATLANTA	0	0	0	0.0/0	0/0	0	0	0	0
11/17	at Tennessee	1	0	1	0.0/0	0/0	1	0	0	0
11/24	CINCINNATI				INACTIVE					
12/1	at Jacksonville				INACTIVE					
12/8	HOUSTON	0	0	0	0.0/0	0/0	0	0	0	0
12/15	CAROLINA	1	1	2	0.0/0	0/0	0	0	0	0
12/23	at Tampa Bay	3	0	3	1.0/5	0/0	2	0	0	0
12/29	BALTIMORE	1	0	1	0.0/0	0/0	0	0	0	0
SEASON TOTALS		28	4	32	1.0/5	1/46	6	0	0	0

POSTSEASON

1/5	CLEVELAND	3	0	3	0.0/0	1/14	0	0	0	0
1/11	at Tennessee				RESERVED/INJURED					
POSTSEASON TOTALS		3	0	3	0.0/0	1/14	0	0	0	0

2001

Date	Opponent	I	AT	TOT	Sack/		INT	PD	FF	FR
					YDS					
9/9	at Jacksonville	0	0	0	0.0/0	0/0	0	0	0	0
9/30	at Buffalo	1	1	2	0.0/0	0/0	0	0	0	0
10/7	CINCINNATI	0	0	0	0.0/0	0/0	1	0	0	0
10/14	at Kansas City	3	0	3	0.0/0	0/0	0	0	0	0
10/21	at Tampa Bay	5	0	5	1.0/9	1/0	1	0	0	0
10/29	TENNESSEE	1	0	1	0.0/0	0/0	0	0	0	0
11/4	BALTIMORE	1	0	1	0.0/0	0/0	0	0	0	0
11/11	at Cleveland	0	0	0	0.0/0	0/0	0	0	0	0
11/18	JACKSONVILLE	2	0	2	0.0/0	0/0	3	0	0	0
11/25	at Tennessee	2	0	2	1.0/10	1/2	0	0	0	0
12/2	MINNESOTA	2	1	3	0.0/0	0/0	1	0	0	0
12/9	N.Y. JETS	1	0	1	0.0/0	0/0	1	0	0	0
12/16	at Baltimore	0	2	2	0.0/0	0/0	0	0	0	0
12/23	DETROIT	1	0	1	0.0/0	0/0	0	0	0	0
12/30	at Cincinnati	2	1	3	0.0/0	0/0	2	0	0	0
1/6/02	CLEVELAND	1	0	1	0.0/0	0/0	0	0	0	0
SEASON TOTALS		22	5	27	2.0/19	2/2	7	0	0	0

POSTSEASON

1/20	BALTIMORE	1	0	1	0.0/0	0/0	1	0	0	0
1/27	NEW ENGLAND	2	0	2	0.0/0	0/0	0	0	0	0
POSTSEASON TOTALS		3	0	3	0.0/0	0/0	1	0	0	0



LOGAN'S CAREER STATISTICS

Regular Season

<u>TACKLES</u>	<u>Solo</u>	<u>AT</u>	<u>Tot.</u>	<u>Sp.T.</u>	<u>Sacks</u>	<u>FF</u>	<u>FR</u>	<u>INTERCEPTIONS</u>	<u>No.</u>	<u>Yds.</u>	<u>Avg.</u>	<u>LG</u>	<u>TD</u>
1997 Jacks. (AFC)	5	0	5	11	0	0	0	1997 Jacks. (AFC)	0	0	0.0	—	0
1998 Jacks. (AFC)	13	16	29	12	0	0	0	1998 Jacks. (AFC)	0	0	0.0	—	0
1999 Jacks. (AFC)	1	0	1	1	0	0	0	1999 Jacks. (AFC)	0	0	0.0	—	0
2000 Jacks. (AFC)	51	10	61	8	1.0	2	2	2000 Jacks. (AFC)	2	14	7.0	14	0
2001 Pittsburgh (AFC)	21	5	26	20	1.0	0	0	2001 Pittsburgh (AFC)	2	2	1.0	2	0
2002 Pittsburgh (AFC)	28	4	32	9	0.5	0	0	2002 Pittsburgh (AFC)	1	46	46.0	46	0
2003 Pittsburgh (AFC)	73	23	96	0	1.0	1	3	2003 Pittsburgh (AFC)	0	0	0.0	—	0
2004 Pittsburgh (AFC)	3	0	3	7	0.0	1	0	2004 Pittsburgh (AFC)	0	0	0.0	—	0
NFL Totals	195	58	253	68	3.5	4	5	NFL Totals	5	62	12.4	46	0
Steelers Totals	125	32	157	36	2.5	2	3	Steelers Totals	3	48	16.0	46	0

<u>PUNT RETURNS</u>	<u>No.</u>	<u>FC</u>	<u>Yds.</u>	<u>Avg.</u>	<u>LG</u>	<u>TD</u>	<u>KICKOFF RETURNS</u>	<u>No.</u>	<u>Yds.</u>	<u>Avg.</u>	<u>LG</u>	<u>TD</u>
1997 Jacks. (AFC)	0	0	0	0.0	---	0	1997 Jacks. (AFC)	10	236	23.6	39	0
1998 Jacks. (AFC)	2	0	26	13.0	17	0	1998 Jacks. (AFC)	18	414	23.0	53	0
1999 Jacks. (AFC)	1	0	7	7.0	7	0	1999 Jacks. (AFC)	1	25	25.0	25	0
2000 Jacks. (AFC)	0	0	0	0.0	---	0	2000 Jacks. (AFC)	0	0	0.0	—	0
NFL Totals	3	0	33	11.0	17	0	NFL Totals	29	675	23.3	53	0

Postseason

<u>TACKLES</u>	<u>Solo</u>	<u>AT</u>	<u>Tot.</u>	<u>Sp.T.</u>	<u>Sacks</u>	<u>FF</u>	<u>FR</u>	<u>INTERCEPTIONS</u>	<u>No.</u>	<u>Yds.</u>	<u>Avg.</u>	<u>LG</u>	<u>TD</u>
1997 Jacks. (AFC)	0	0	0	0	0.0	0	0	1997 Jacks. (AFC)	0	0	0.0	—	0
2001 Pittsburgh (AFC)	3	0	3	2	0.0	0	0	2001 Pittsburgh (AFC)	0	0	0.0	—	0
2002 Pittsburgh (AFC)	3	0	3	0	0.0	0	0	2002 Pittsburgh (AFC)	1	14	14.0	14	0
NFL Totals	6	0	6	2	0.0	0	0	NFL Totals	1	14	14.0	14	0
Steelers Totals	6	0	6	2	0.0	0	0	Steelers Totals	1	14	14.0	14	0

<u>KICKOFF RETURNS</u>	<u>No.</u>	<u>Yds.</u>	<u>Avg.</u>	<u>LG</u>	<u>TD</u>
1997 Jacks. (AFC)	3	44	14.7	18	0
NFL Totals	3	44	14.7	18	0

Additional statistics: 1 fumble recovery on special teams in 1998



8 TOMMY MADDUX

QUARTERBACK



HEIGHT—6-4

WEIGHT—219

COLLEGE—UCLA

BIRTHDATE—September 2, 1971

BIRTHPLACE—Shreveport, La.

HOW ACQUIRED—FA-'01 (June 12, 2001)

NFL EXPERIENCE—9th Year

GAMES PLAYED-STARTED/POSTSEASON—'92 (13-4/0-0), '93 (16-0/1-0), '94 (5-0/0-0), '95 (16-0/0-0), '01 (3-0/0-0), '02 (15-11/2-2), '03 (16-16/0-0), '04 (4-3/0-0)

CAREER TOTALS: 88-34 (3-2)

STEELERS TOTALS: 38-30 (2-2)

PRO: Is a solid backup quarterback, who provides depth and experience to the position...played well as a starter in 2002 and '03, breaking many Steelers passing records. **2004:** Was selected as a 2004 offensive captain (along with Alan Faneca) for the second consecutive year...was injured in the second game of the season and did not start again until the final week at Buffalo (1/2/05)...9/12 vs. *Oakland*: rallied the team for a come-from-behind victory...began the game very sharp...completed 13-of-22 passes for 142 with no TDs or interceptions...also ran for 13 yards on three carries, including a long of 10...converted two key first downs on runs...9/19 at *Baltimore*: suffered an elbow injury in the second half from which he did not return...completed four-of-13 passes for 67 yards...11/7 vs. *Philadelphia*: returned to the sidelines for the first time since injuring his elbow...served as the backup quarterback...12/26 vs. *Baltimore*: made his first appearance since suffering an elbow injury in the first Baltimore game Sept. 19...completed one pass for no gain...1/2/05 at *Buffalo*: started his first game since he suffered his elbow injury...complete 12-of-24 passes for 120 yards and one TD with two interceptions...played a little more than two quarters. **2003:** Completed his first full season as a starter in 2003 and produced some record-setting numbers...was selected as the 2003 offensive captain, marking the first time in contemporary history that a Steelers quarterback was selected as captain...is only one of nine quarterbacks in Steelers history to throw for more than 6,000 yards (6,404)...set Steelers' records for pass attempts (519) and completions (298)...threw for 3,414 yards, which is second on the Steelers' single-season passing yardage list...tied Neil O'Donnell with four 300-yard passing performances, giving him a Steelers record six for his career (in the regular season)...completed 57.4 percent of his passes with 18 TDs, 17 interceptions and a 75.3 passer rating...9/7 vs. *Baltimore*: began the season in spectacular fashion and earned AFC

CAREER HIGHLIGHTS

- ◆ 2003 Set Season Record Pass Att. (519)
- ◆ 2003 Set Season Record Completions (298)
- ◆ 2003 Set Team Record 300-Yard Games (6)
- ◆ 2002 NFL Comeback Player of Year
- ◆ 2002 Set Season Pass Completion Record (60.2)
- ◆ 1992 First-Round Draft Pick (25th overall)



Offensive Player of the Week honors for his performance...completed 21-of-29 passes for 260 yards and three TDs without an interception...compiled a career-high 134.3 passer rating...*9/14 at Kansas City*: had a rather impressive start turn sour and ended the day with three interceptions...threw for 336 yards, his second-highest total for a regular-season game (and third overall)...completed 28-of-47 passes for one TD...compiled a 62.0 quarterback rating...*9/21 at Cincinnati*: had an efficient day, completing 21-of-34 passes for 240 yards, one TD and one interception...compiled an 80.5 passer rating...*9/28 vs. Tennessee*: started strongly but committed two critical interceptions—one returned for a TD and the other to the one-yard line—that led to 14 Tennessee points...completed 31-of-47 passes for 332 yards, the third-highest of his career in the regular season...*10/5 vs. Cleveland*: had one of the poorest games as a starter...completed 11-of-24 passes for 136 yards and two interceptions for a 29.2 passer rating...had an interception returned for a TD for the third time this season...*10/12 at Denver*: completed 19-of-30 passes (63.3 percent) for 182 yards and no interceptions...compiled a solid 80.1 passer rating...was sacked a season-high seven times for 56 yards...*10/26 vs. St. Louis*: started off strongly but had two late interceptions that spoiled the day...completed 12-of-28 passes for 159 yards, two TDs and three interceptions...*11/2 at Seattle*: had another solid performance and did not commit an interception for the second time in three games...completed 21-of-35 passes for 226 yards and one TD...finished with an 88.5 passer rating...*11/9 vs. Arizona*: had his second-best outing of the season and completed his second-straight game without an interception...compiled a passer rating of 110.9, completing 12-of-24 passes for 159 yards and three TDs...*11/17 at San Francisco*: was extremely accurate but his statistics suffered because of a number of dropped passes...compiled more than 300 passing yards (327) for the third time this season—the fifth time in his career during the regular season...completed 25-of-44 passes with one TD and an interception...had a 78.5 passer rating...*11/23 at Cleveland*: attempted just 24 passes, tying his fewest of the season (Oct. 5 vs. Cleveland, Nov. 9 vs. Arizona)...completed nine for 73 yards and one TD...had his fifth game of the season without an interception...compiled a 59.5 passer rating...had a monster day statistically versus Cincinnati (11/30) and rallied the team for a go-ahead TD with 1:02 remaining, a lead the Steelers could not maintain...recorded his fourth 300-yard passing performance of the season, finishing with 313 yards on 28-of-42 passing...had one TD with one interception for an 86.7 passer rating...temporarily left the game on the final drive of the first half after suffering a knee injury...returned to action in the second half...led a high-powered offensive performance versus Oakland (12/7)...compiled an impressive 95.2 passer rating...completed 19-of-28 passes for 266 yards and one TD with one interception...also ran three times for three yards...had a tough day in severe weather condition at N.Y. Jets (12/14)...completed 16-of-38 passes for 137 yards...had one of his most-efficient games of the season versus San Diego (12/21), while compiling his second-best passer rating (129.6)...completed 11-of-18 passes (61.1 percent) for 160 yards and three TDs without an interception. **2002**: Was named the starting quarterback in the fourth game of 2002 and went on to produce a record-setting season after a 10-year span between appearances as a starting quarterback...suffered a traumatic injury in Nov. 17 game at Tennessee that rendered him motionless for several minutes...regained some movement en route to a Tennessee hospital...was selected as the 2002 *Associated Press* and *Pro Football Weekly*/Pro Football Writers Comeback Player of the



Year...held off challenges from Charlie Batch and Tee Martin during training camp to secure the backup quarterback spot for the second-straight season...started 11 of the 15 games he played...completed 234-of-377 passes (62.1 percent), setting a Steelers season mark for pass completion percentage (62.1) established in 2001 by Kordell Stewart (60.2)...also set Steelers' records for passing yards in a game (473) and consecutive completions to start a game (11)...also amassed 2,836 yards passing with 20 TDs and 16 interceptions...compiled an impressive 85.2 passer rating, the third highest in Steelers history...9/29 vs. *Cleveland*: led the Steelers on two scoring drives, one led to the game-winning field goal in overtime, to rally the Steelers to a come-from-behind victory...completed his first six-of-seven passes to march the Steelers to their only TD of the game...completed 11-of-13 passes for 122 yards, one TD and one interception for a 99.4 passer rating...10/6 at *New Orleans*: made his first start in nearly 10 years (Dec. 12, 1992 at Buffalo)...completed 22-of-38 passes for 268 yards, three TDs and one interception...10/13 at *Cincinnati*: had another solid performance to lead the offense to his first NFL victory as a starting quarterback...completed 16-of-25 passes for 216 yards, one TD and two interceptions, his second-straight 200-yard passing performance...10/21 vs. *Indianapolis*: started the game strongly, completing nine of his first 12 pass attempts, while leading the Steelers on three-straight scoring drives...completed 15-of-23 passes for 188 yards with two TDs and one interception for a 101.4 quarterback rating...10/27 at *Baltimore*: had another solid day, completing his first 11 passes...suffered an ankle injury but returned to finished the game...completed 18-of-24 passes for 172 yards, two TDs and one interception...compiled a 104.9 passer rating...11/3 at *Cleveland*: led the Steelers to their fourth-straight victory...completed 23-of-42 passes—both career highs—for 239 yards, two TDs and an interception...also ran three times for eight yards...11/10 vs. *Atlanta*: had a career day, setting a Steelers passing record with 473 yards (409 - Bobby Lane, Dec. 13, 1958 versus the Chicago Cardinals)...completed 28-of-41 passes for four TDs, establishing new personal marks for completions and TD passes...compiled a 129.4 passer rating, his third game with a 100 passer rating or better in his five starts...11/17 at *Tennessee*: had his most difficult day since inserted as the starting quarterback, despite hitting Hines Ward on a 72-yard TD pass on the first offensive play of the game...completed 14-of-28 passes for 194 yards and one TD with a season-high three interceptions...compiled a season-low 44.9 passer rating...suffered what later were diagnosed as a cerebral and spinal concussion that caused him to loose movement in his upper and lower extremities...lay motionless on the field and taken from the field by ambulance...spent the night in a Nashville hospital before returning to Pittsburgh Monday afternoon...11/24 vs. *Cincinnati*: served as the third quarterback, while recovering from his injuries sustained the previous week in Nashville...12/1 at *Jacksonville*: returned to his role as the team's holder for placekicks...also served as the backup quarterback...12/8 vs. *Houston*: had his worst day as a Steelers, committing three turnovers (two interceptions and a fumble), all of which were returned for Houston TDs...threw for 325 yards and completed 30-of-57 passes (52.6)...set a team record with 57 pass attempts...compiled a passer rating of 55.1...also ran twice for six yards...12/15 vs. *Carolina*: seemingly returned to his efficient play despite suffering an early interception, when Plaxico Burress slipped, that was returned 64 yards...completed 20-of-33 passes for 209 yards with one TD and an interception...compiled a 76.5 passer rating...12/23 at *Tampa Bay*: performed superbly...compiled a career-high passer rating of 120.9...completed 17-of-23



passes for 236 yards and one TD without an interception...12/29 vs. *Baltimore*: played solidly despite throwing two interceptions...completed 20-of-30 passes for 194 yards with two TDs and two interceptions...also had a big run of 21 yards for a key first down to finish with 20 yards on two carries...1/5/03 vs. *Cleveland*: overcame two early interceptions in Wild Card game to throw for a team-postseason record 367 yards, eclipsing Neil O'Donnell's record 349 yards (1/15/95 vs. San Diego)...completed 30-of-48 passes, the second and third highest, respectively, in Steelers' postseason history...1/11/03 at *Tennessee*: rallied the Steelers once again in Divisional playoff game, this time from a 14-0 deficit to nearly upset the Titans...finished with 266 yards on 21-of-41 passes with two TDs and an interception...threw his interception on the team's first offensive series when Plaxico Burress slipped...compiled a passer rating of 77.9. **2001**: Was arguably the biggest surprise of training camp...emerged as the Steelers backup quarterback after a very productive preseason...had not taken a snap in an official NFL game for six seasons (1995)...completed 54.3 percent of his passes during the preseason (19-of-35) for 244 yards, two TDs and an interception...compiled a team-high 83.5 passer rating...10/29 vs. *Tennessee*: saw his first game action...completed his only pass attempt, a 57-yard completion to Troy Edwards...1/6/02 vs. *Cleveland*: played his most significant action of the season...completed six-of-eight passes for 97 yards, one TD and an interception, including a 40-yard TD pass to Bobby Shaw...also ran once for eight yards. **2001 (XFL)**: Started at quarterback for the XFL's Los Angeles Xtreme...led team to a 9-3 regular-season record...earned MVP honors during league's only season...completed 181-of-317 passes (57.1 percent) for 1,996 yards, 17 touchdowns, nine interceptions and an 81.9 passer rating...led Xtreme to XFL championship ("Million Dollar Game")...guided team to a 38-6 victory against the San Francisco Demons...completed 16-of-28 passes for 210 yards and one interception. **2000**: Started at quarterback for the New Jersey Red Dogs of the Arena Football League...threw for 3,800 yards, 64 touchdowns and 15 interceptions...did not play from 1997-'99...was self-employed...owned his own insurance agencies in the Dallas/Ft. Worth area. **1997**: Participated in the Atlanta Falcons' training camp but was released. **1996**: Was released by the New York Giants in training camp...did not play with another team. **1995**: Signed with the Giants as a free agent on Aug. 30 after being released by the St. Louis Rams on Aug. 27...earned role as the team's backup quarterback...played in all 16 games as a holder for placements...made three appearances at quarterback...9/24 vs. *New Orleans*: replaced Dave Brown at quarterback but did not attempt a pass...10/15 vs. *Philadelphia*: entered the game in the second half in relief of Brown...completed 13-yard pass to Chris Calloway on his first attempt...finished game with six completions in 23 attempts for 49 yards and three interceptions...11/19 at *Philadelphia*: entered game for Brown at the end of the fourth quarter after Brown took a shot that knocked the wind out of him. **1994**: Was acquired by the St. Louis Rams on Aug. 27 in a trade with the Denver Broncos for a 1995 fourth-round draft choice...played in five games, including two at quarterback and five as a holder for placekicks...completed 10-of-19 passes for 141 yards for the season...10/2 vs. *Atlanta*: replaced the injured Chris Chandler in the second quarter and completed 7-of-15 passes for 86 yards and two interceptions...11/20 at *San Francisco*: replaced Chris Miller for game opening series due to an injury to Miller...led Rams to a 31-yard field goal by connecting on three-of-four passes for 55 yards, including a career-long 39-yard completion to Todd Kinchen. **1993**: Played in every game for the Denver Broncos as a holder on placekicks...12/5 at *San*



Diego: completed his only pass of the season for a one-yard touchdown to linebacker Dave Wyman on a fake field-goal attempt. **1992:** Was selected by the Broncos in the first round (25th overall) of the NFL Draft...started in four games during his rookie season due to an injury to starter John Elway...ended the season having completed 66-of-121 passes for 757 yards, five touchdowns and nine interceptions...**10/12 vs. Washington:** became the youngest quarterback (21 years, 2 months) to throw a pass in the NFL since Elmar Angsman of the Chicago Cardinals in 1946...**11/22 vs. Oakland:** earned first-career NFL start and completed 18-of-26 passes for 207 yards...**11/27 vs. Seattle:** threw his first-career touchdown pass, connecting with WR Mark Jackson...was the second quarterback selected in the 1992 draft after David Klingler (Cincinnati Bengals).

COLLEGE: Was a two-year starter at UCLA...led Bruins to a 9-3 record and a victory in the John Hancock Bowl in 1991...earned first-team All America honors following his sophomore year...became the first Pac-10 player to have passed for at least 5,000 yards by the end of his sophomore year...ended collegiate career with 5,363 yards by completing 391-of-670 passes with 33 touchdowns...declared for the NFL Draft after his sophomore season...majored in history.

PERSONAL: Married (Jennifer)...has one daughter, Kacy (11) and one son, Colby (6)...lettered in football, basketball and baseball at L.D. Bell H.S. in Hurst, Texas (outside of Dallas)...was team captain in football as a senior...was chosen as the Southwest Texas High School Offensive Player of the Year as well as district and area most valuable player after his senior season...created the Tommy Maddox Foundation in 2003 to help underprivileged children...was born in Shreveport, Louisiana...lives in Hurst, Texas...Full name: Thomas Alfred Maddox.

Maddox's Career Single-Game Highs

Regular Season

Pass Attempts- 57 (12/8/02 vs. Houston)
 Completions- 31 (9/28/03 vs. Tennessee)
 Yards Passing- 473 (11/10/02 vs. Atlanta)
 Completion Percentage- 84.6 (9/29/02 vs. Clev.)
 Longest Completion- 72t (11/17/02 at Tennessee)
 TD Passes- 4 (11/10/02 vs. Atlanta)
 Interceptions- 4 (12/6/92 vs. Dallas)
 Rushing Attempts- 4 (11/15/92 vs. Giants)
 Yards Rushing- 20 (12/29/02 vs. Baltimore)
 Longest Run- 21 (12/29/02 vs. Baltimore)

Postseason

Pass Attempts- 48 (1/5/03 vs. Cleveland)
 Completions- 30 (1/5/03 vs. Cleveland)
 Yards Passing- 367 (1/5/03 vs. Cleveland)
 Completion Percentage- 62.5 (1/5/03 vs. Clev.)
 Longest Completion- 40 (1/11/03 at Tennessee)
 TD Passes- 3 (1/5/03 vs. Cleveland)
 Interceptions- 2 (1/5/02 vs. Cleveland)
 Rushing Attempts- 2 (1/5/03 vs. Cleveland)
 Yards Rushing- 7 (1/5/03 vs. Cleveland)
 Longest Run- 8 (1/5/03 vs. Cleveland)



MADDOX'S GAME-BY-GAME STATISTICS

2004

Date	Opponent	Att.	Cmp.	Int.	TD	Yds.	Cmp. %	Lg	Sack	Rtg
9/12	OAKLAND	22	13	0	0	142	59.1	39	2/12	78.2
9/19	at Baltimore	13	4	0	0	67	30.8	34	2/10	49.2
9/26	at Miami									
10/3	CINCINNATI									
10/10	CLEVELAND									
10/17	at Dallas									
10/31	NEW ENGLAND									
11/7	PHILADELPHIA	0	0	0	0	0	0.0	—	0/0	0.0
11/14	at Cleveland	0	0	0	0	0	0.0	—	0/0	0.0
11/21	at Cincinnati	0	0	0	0	0	0.0	—	0/0	0.0
11/28	WASHINGTON	0	0	0	0	0	0.0	—	0/0	0.0
12/5	at Jacksonville	0	0	0	0	0	0.0	—	0/0	0.0
12/12	N.Y. JETS	0	0	0	0	0	0.0	—	0/0	0.0
12/18	at N.Y. Giants	0	0	0	0	0	0.0	—	0/0	0.0
12/26	BALTIMORE	1	1	0	0	0	100.0	0	0/0	79.2
1/2/05	at Buffalo	24	12	2	1	120	50.0	24	2/15	43.8
SEASON TOTALS		60	30	2	1	329	50.0	39	6/37	58.3

POSTSEASON

1/15	N.Y. JETS									
1/23	NEW ENGLAND									
POSTSEASON TOTALS		0	0	0	0	0	0.0	—	0/0	0.0

2003

Date	Opponent	Att.	Cmp.	Int.	TD	Yds.	Cmp. %	Lg	Sack	Rtg
9/7	BALTIMORE	29	21	0	3	260	72.4	45	2/9	134.3
9/14	at Kansas City	47	28	3	1	336	59.6	50	4/16	62.0
9/21	at Cincinnati	34	21	1	1	240	61.8	29	1/2	80.5
9/28	TENNESSEE	47	31	2	0	332	66.0	38	3/25	68.7
10/5	CLEVELAND	24	11	2	0	136	45.8	30	3/12	29.2
10/12	at Denver	30	19	0	0	182	80.1	23	7/56	80.1
12/26	ST. LOUIS	28	12	3	2	159	42.9	45	2/8	45.7
11/2	at Seattle	35	21	0	1	226	60.0	37	2/11	88.5
11/9	ARIZONA	24	12	0	3	159	50.0	53	1/0	110.9
11/17	at San Francisco	44	25	1	1	325	56.8	32t	2/15	78.5
11/23	at Cleveland	24	9	0	1	73	37.5	15	2/14	59.9
11/30	CINCINNATI	42	28	1	1	313	66.7	24	5/34	86.7
12/7	OAKLAND	28	19	1	1	266	67.9	38	0/0	95.2
12/14	at N.Y. Jets	38	16	0	0	137	52.2	25	0/0	52.2
12/21	SAN DIEGO	18	11	0	3	160	61.1	28	2/9	129.6
12/28	at Baltimore	27	14	3	0	108	51.9	13	5/31	22.4
SEASON TOTALS		519	298	17	18	3,414	57.4	53	41/242	75.3



MADDOX'S GAME-BY-GAME STATISTICS

2002

Date	Opponent	Att.	Cmp.	Int.	TD	Yds.	Cmp. %	Lg	Sack	Rtg
9/9	at New England	0	0	0	0	0	0.0	—	0/0	0.0
9/15	OAKLAND	0	0	0	0	0	0.0	—	0/0	0.0
9/29	CLEVELAND	13	11	1	1	122	84.6	21	0/0	99.4
10/6	at New Orleans	38	22	1	3	268	57.9	54	4/24	95.1
10/13	at Cincinnati	25	16	2	1	216	64.0	36	2/19	71.4
10/21	INDIANAPOLIS	23	15	1	2	188	65.2	31	1/6	101.4
10/27	at Baltimore	24	18	1	2	172	75.0	20t	0/0	104.9
11/3	at Cleveland	42	23	1	2	239	54.8	31	2/10	77.4
11/10	ATLANTA	41	28	1	4	473	68.3	62t	2/10	129.4
11/17	at Tennessee	28	14	3	1	194	44.9	72t	1/6	44.9
11/24	CINCINNATI	INACTIVE								
12/1	at Jacksonville	0	0	0	0	0	0.0	—	0/0	0.0
12/8	HOUSTON	57	30	2	0	325	52.6	26	6/32	55.1
12/15	CAROLINA	33	20	1	1	209	60.6	47	2/12	76.5
12/23	at Tampa Bay	23	17	0	1	236	73.9	41	2/11	120.9
12/29	BALTIMORE	30	20	2	2	194	66.7	23t	4/18	79.0
SEASON TOTALS		377	234	16	20	2,836	62.1	72t	26/148	85.2

POSTSEASON

1/5	CLEVELAND	48	30	2	3	367	62.5	30	3/24	89.5
1/11	at Tennessee	41	21	1	2	266	51.2	40	1/9	77.9
POSTSEASON TOTAL		89	51	3	5	633	57.3	40	4/33	84.2

2001

Date	Opponent	Att.	Cmp.	Int.	TD	Yds.	Cmp. %	Lg	Sack	Rtg
9/9	at Jacksonville	0	0	0	0	0	0.0	—	0/0	0.0
9/30	at Buffalo	0	0	0	0	0	0.0	—	0/0	0.0
10/7	CINCINNATI	0	0	0	0	0	0.0	—	0/0	0.0
10/14	at Kansas City	0	0	0	0	0	0.0	—	0/0	0.0
10/21	at Tampa Bay	0	0	0	0	0	0.0	—	0/0	0.0
10/29	TENNESSEE	1	1	0	0	57	100.0	57	0/0	118.8
11/4	BALTIMORE	DNP								
11/11	at Cleveland	DNP								
11/18	JACKSONVILLE	DNP								
11/25	at Tennessee	DNP								
12/2	MINNESOTA	DNP								
12/9	N.Y. JETS	DNP								
12/23	DETROIT	0	0	0	0	0	0.0	—	0/0	—
12/30	at Cincinnati	DNP								
1/6/02	CLEVELAND	8	6	1	1	97	75.0	40t	1/4	115.1
SEASON TOTALS		9	7	1	1	154	77.8	57	1/4	116.2

POSTSEASON

1/20	BALTIMORE	DNP								
1/27	NEW ENGLAND	DNP								
POSTSEASON TOTALS		0	0	0	0	0	0.0	—	0/0	0.0



MADDOX'S CAREER STATISTICS

Regular Season

PASSING	Att.	Comp.	Pct.	Yds.	LG	TD	Int.	Sacks-Lost	Record/	
									Rtg.	Start.
1992 Denver (AFC)	121	66	55.5	757	38	5	9	10-60	56.4	0-4-0
1993 Denver (AFC)	1	1	100.0	1	1	1	0	0-0	118.8	0-0-0
1994 Rams (NFC)	19	10	52.6	141	39	0	2	0-0	37.3	0-0-0
1995 Giants (NFC)	23	6	26.1	49	13	0	3	2-7	0.0	0-0-0
2001 Pittsburgh (AFC)	9	7	77.8	154	57	1	1	1-4	116.2	0-0-0
2002 Pittsburgh (AFC)	377	234	62.1	2,836	72t	20	16	26-148	85.2	7-3-1
2003 Pittsburgh (AFC)	519	298	57.4	3,414	53	18	17	41-242	75.3	6-10
2004 Pittsburgh (AFC)	60	30	50.0	329	39	1	2	6-37	58.3	2-1
NFL Totals	1,129	652	57.8	7,681	72t	46	50	86-498	73.6	15-18-1
Steelers Total	965	569	59.0	6,733	72t	40	36	74-431	78.6	15-14-1

RUSHING	No.	Yds.	Avg.	LG	TD
1992 Denver (AFC)	9	20	2.2	11	0
1993 Denver (AFC)	2	-2	-1.0	1	0
1994 Rams (NFC)	1	1	1.0	1	0
1995 Giants (NFC)	1	4	4.0	4	0
2001 Pittsburgh (AFC)	6	9	1.5	5t	1
2002 Pittsburgh (AFC)	19	43	2.3	21	0
2003 Pittsburgh (AFC)	13	12	0.9	6	0
2004 Pittsburgh (AFC)	9	15	1.7	10	0
NFL Totals	60	102	1.7	21	1
Steelers Totals	47	79	1.9	21	1

Postseason

PASSING	Att.	Comp.	Pct.	Yds.	LG	TD	Int.	Sacks-Lost	Record/	
									Rtg.	Start.
1993 Denver (AFC)	7	3	.428	34	13	0	0	0-0	58.0	0-0
2001 Pittsburgh (AFC)	0	0	.000	0	—	0	0	0-0	0.0	0-0
2002 Pittsburgh (AFC)	89	51	.573	633	40	5	3	4-33	84.2	1-1
2004 Pittsburgh (AFC)	0	0	.000	0	—	0	0	0-0	0.0	0-0
NFL Totals	96	54	.563	667	40	5	3	4-33	84.0	1-1
Steelers Totals	89	51	.573	633	40	5	3	4-33	84.2	1-1

RUSHING	No.	Yds.	Avg.	LG	TD
1992 Denver (AFC)	1	1	1.0	1	0
2001 Pittsburgh (AFC)	0	0	0.0	—	0
2002 Pittsburgh (AFC)	0	0	0.0	—	0
2004 Pittsburgh (AFC)	0	0	0.0	—	0
NFL Totals	1	1	1.0	1	0



89 LEE MAYS

WIDE RECEIVER

**HEIGHT**—6-2**WEIGHT**—193**COLLEGE**—Texas-El Paso**BIRTHDATE**—September 18, 1978**BIRTHPLACE**—Houston, TX**HOW ACQUIRED**—D6-'02 (1#30, 202)**NFL EXPERIENCE**—4th Year**GAMES PLAYED-STARTED/POSTSEASON**—'02 (16-0/2-0), '03 (16-0/0-0), '04 (16-1/2-0)**CAREER TOTALS**: 48-1 (4-0)

PRO: Is a big, strong receiver, who contributed mostly on special teams the past three years and has shown flashes of his receiving skills. **2004:** Made his biggest contribution as a Steeler during the regular-season, catching a career-high nine passes for 137 yards, a 15.2-yard-per-catch average...9/12 vs. *Oakland*: recovered a fumble on special teams on final play of game...9/19 at *Baltimore*: caught one pass for eight yards...10/10 vs. *Cleveland*: caught one pass for six yards...11/21 at *Cincinnati*: had one reception for nine yards...12/5 at *Jacksonville*: caught two key passes of 18 and nine yards on the game-winning drive...finished with three receptions for 32 yards (10.7 avg.)...12/12 vs. *N.Y. Jets*: made a key play in the game for the second straight week...caught only one pass but it was a big one for 46 yards that set up the Steelers' game-clinching TD...12/18 at *N.Y. Giants*: extended his string of consecutive games with a reception to three...finished with one catch for 12 yards...1/2/05 at *Buffalo*: finished with one reception for 24 yards...1/15/05 vs. *N.Y. Jets*: collected the first postseason receptions of his career...finished with two catches for 19 yards, including a long of 11...1/23/05 vs. *New England*: did not catch a pass. **2003:** Contributed mostly on special teams and ended the season as one of the two Steelers kickoff returners...finished with four kickoff returns for 79 yards, a 19.8-yard average...also had two receptions for 17 yards...9/28 vs. *Tennessee*: made his first reception as a pro, a nine-yard pass from Tommy Maddox late in the fourth quarter...11/9 vs. *Arizona*: played well on special teams until suffering a concussion that forced him to miss most of the second half...12/21 vs. *San Diego*: returned two kickoffs (23.5 avg.), including a long of 27 yards...12/28 at *Baltimore*: returned two kickoffs for 32 yards. **2002:** Finished with 671 yards on 32 kickoff returns for a 21-yard average...had three kickoff returns for 81 yards and a solid 27-yard average in the postseason...9/9 at *New England*: returned four kickoffs for 84 yards in season-opener, a solid 21-yard average...9/15 vs. *Oakland*: nearly broke a couple kickoff returns...averaged 29.3 yards on three kickoff returns (88 total yards)...9/29 vs. *Cleveland*: finished with two returns for 49 yards, including a long of 32 yards...10/6 at *New Orleans*: returned three kickoffs for 59 yards, a 19.7 average...was credited with two special-teams tackles (one solo)...10/21 vs. *Indianapolis*: returned two kickoffs for 32 yards...10/27 at *Baltimore*: returned two kickoffs



for 31 yards...also was credited with one solo special-teams tackle...11/3 at *Cleveland*: averaged 21 yards on three kickoff returns (63 total yards), including a long of 26 yards...11/10 vs. *Atlanta*: returned four kickoffs for 75 yards, an 18.8-yard average with a long of 23 yards...11/17 at *Tennessee*: totaled 57 yards on three kickoff returns...11/24 vs. *Cincinnati*: had a good day returning kickoffs...averaged 25.5 yards on two kickoff returns (51 total yards), including a long of 28 yards...12/1 at *Jacksonville*: returned one kickoff for 13 yards...12/8 vs. *Houston*: returned three kickoffs for 69 yards (23.0 avg.), including a long of 25 yards...1/11/03 at *Tennessee*: returned to his role as a Steelers kickoff returner in Divisional playoff game and had a very strong performance...returned three kickoffs for 81 yards (27 avg.), including two returns of more than 30 yards...also forced a big pass interference penalty when he broke free from a Titans defender.

COLLEGE: Finished career with 201 catches for 2,907 yards and 28 TDs. **2001:** Caught 53 passes for 732 yards and a touchdown as a senior...also returned four kickoffs for 84 yards...played both spring football and track in the spring of 2001. **2000:** Was a first-team All-WAC selection when he caught 71 passes for 1,098 yards and a school-record 15 touchdowns...also rushed four times for 17 yards and returned three kickoffs for 32 yards...added seven catches for 91 yards in the Humanitarian Bowl. **1999:** Was a second-team All-WAC selection as a sophomore when he caught 60 passes for 881 yards and nine touchdowns...also returned 13 kickoffs for 226 yards and ran the ball five times for 36 yards. **1998:** Caught 17 passes for 196 yards and three touchdowns and returned 11 kickoffs for 234 yards as a freshman. **1997:** Redshirted...won the Western Athletic Conference championship in the indoor 60-meter high hurdles and finished second in the outdoor 110-meter high hurdles in 2000...ran a leg on Texas-El Paso's 4x100-meter relay team, which has competed in the NCAA championships...majored in criminal justice.

PERSONAL: Earned two letters in football and track at Houston's Westfield High School...received All-District first-team honors as a senior, and honorable mention All-District as a junior...caught 37 passes for 586 yards and seven touchdowns...has one sister...is the son of Mary Williams and Lee Mays Sr...Full name: Lee Mays Jr.



MAYS' GAME-BY-GAME STATISTICS

RECEIVING

RUSHING

2004

Date	Opponent	No.	Yds.	Avg.	TD	Lg	No.	Yds.	Avg.	TD	Lg
9/12	OAKLAND	0	0	0.0	—	0	0	0	0.0	—	0
9/19	at Baltimore	1	8	8.0	8	0	0	0	0.0	—	0
9/26	at Miami	0	0	0.0	—	0	0	0	0.0	—	0
10/3	CINCINNATI	0	0	0.0	—	0	0	0	0.0	—	0
10/10	CLEVELAND	1	6	6.0	6	0	0	0	0.0	—	0
10/17	at Dallas	0	0	0.0	—	0	0	0	0.0	—	0
10/31	NEW ENGLAND	0	0	0.0	—	0	0	0	0.0	—	0
11/7	PHILADELPHIA	0	0	0.0	—	0	0	0	0.0	—	0
11/14	at Cleveland	0	0	0.0	—	0	0	0	0.0	—	0
11/21	at Cincinnati	1	9	9.0	9	0	0	0	0.0	—	0
11/28	WASHINGTON	0	0	0.0	—	0	0	0	0.0	—	0
12/5	at Jacksonville	3	32	10.7	18	0	0	0	0.0	—	0
12/12	N.Y. JETS	1	46	46.0	46	0	0	0	0.0	—	0
12/18	at N.Y. Giants	1	12	12.0	12	0	0	0	0.0	—	0
12/26	BALTIMORE	0	0	0.0	—	0	0	0	0.0	—	0
1/2/05	at Buffalo	1	24	24.0	24	0	0	0	0.0	—	0
SEASON TOTALS		9	137	15.2	46	0	0	0	0.0	—	0

POSTSEASON

1/15	N.Y. JETS	2	19	9.5	11	0	0	0	0.0	—	0
1/23	NEW ENGLAND	0	0	0.0	—	0	0	0	0.0	—	0
POSTSEASON TOTALS		2	19	9.5	11	0	0	0	0.0	—	0

KICKOFF RETURNS

PUNT RETURNS

2004

Date	Opponent	No.	Yds.	Avg.	LG	TD	No.	FC	Yds.	Avg.	LG	TD
9/12	Oakland	0	0	0.0	—	0	0	0	0	0.0	—	0
9/19	at Baltimore	0	0	0.0	—	0	0	0	0	0.0	—	0
9/26	at Miami	0	0	0.0	—	0	0	0	0	0.0	—	0
10/3	CINCINNATI	0	0	0.0	—	0	0	0	0	0.0	—	0
10/10	CLEVELAND	0	0	0.0	—	0	0	0	0	0.0	—	0
10/17	at Dallas	0	0	0.0	—	0	0	0	0	0.0	—	0
10/31	NEW ENGLAND	0	0	0.0	—	0	0	0	0	0.0	—	0
11/7	PHILADELPHIA	0	0	0.0	—	0	0	0	0	0.0	—	0
11/14	at Cleveland	0	0	0.0	—	0	0	0	0	0.0	—	0
SEASON TOTALS		0	0	0.0	---	0	0	0	0	0.0	—	0



MAYS' GAME-BY-GAME STATISTICS

RECEIVING

RUSHING

2003

Date	Opponent	No.	Yds.	Avg.	TD	Lg	No.	Yds.	Avg.	TD	Lg
9/7	BALTIMORE	0	0	0.0	—	0	0	0	0.0	—	0
9/14	at Kansas City	0	0	0.0	—	0	0	0	0.0	—	0
9/21	at Cincinnati	0	0	0.0	—	0	0	0	0.0	—	0
9/28	TENNESSEE	1	9	9.0	9	0	0	0	0.0	—	0
10/5	CLEVELAND	0	0	0.0	—	0	0	0	0.0	—	0
10/12	at Denver	0	0	0.0	—	0	0	0	0.0	—	0
10/26	ST. LOUIS	0	0	0.0	—	0	0	0	0.0	—	0
11/2	at Seattle	0	0	0.0	—	0	0	0	0.0	—	0
11/9	ARIZONA	0	0	0.0	—	0	0	0	0.0	—	0
11/17	at San Francisco	0	0	0.0	—	0	0	0	0.0	—	0
11/23	at Cleveland	0	0	0.0	—	0	0	0	0.0	—	0
11/30	CINCINNATI	0	0	0.0	—	0	0	0	0.0	—	0
12/7	OAKLAND	0	0	0.0	—	0	0	0	0.0	—	0
12/14	at N.Y. Jets	1	8	8.0	8	0	0	0	0.0	—	0
12/21	SAN DIEGO	0	0	0.0	—	0	0	0	0.0	—	0
12/28	at Baltimore	0	0	0.0	—	0	0	0	0.0	—	0
SEASON TOTALS		2	17	8.5	9	0	0	0	0.0	—	0

KICKOFF RETURNS

PUNT RETURNS

2003

Date	Opponent	No.	Yds.	Avg.	LG	TD	No.	FC	Yds.	Avg.	LG	TD
9/7	BALTIMORE	0	0	0.0	—	0	0	0	0	0.0	—	0
9/14	at Kansas City	0	0	0.0	—	0	0	0	0	0.0	—	0
10/5	CLEVELAND	0	0	0.0	—	0	0	0	0	0.0	—	0
10/12	at Denver	0	0	0.0	—	0	0	0	0	0.0	—	0
10/26	ST. LOUIS	0	0	0.0	—	0	0	0	0	0.0	—	0
11/2	at Seattle	0	0	0.0	—	0	0	0	0	0.0	—	0
11/9	ARIZONA	0	0	0.0	—	0	0	0	0	0.0	—	0
11/17	at San Francisco	0	0	0.0	—	0	0	0	0	0.0	—	0
11/23	at Cleveland	0	0	0.0	—	0	0	0	0	0.0	—	0
12/21	SAN DIEGO	2	47	23.5	27	0	0	0	0	0.0	—	0
12/28	at Baltimore	2	32	16.0	20	0	0	0	0	0.0	—	0
SEASON TOTALS		4	79	19.8	27	0	0	0	0	0.0	—	0



KICKOFF RETURNS

PUNT RETURNS

2002

Date	Opponent	No.	Yds.	Avg.	LG	TD	No.	FC	Yds.	Avg.	LG	TD
9/9	at New England	4	84	21.0	25	0	0	0	0	0.0	—	0
9/15	OAKLAND	3	88	29.3	35	0	0	0	0	0.0	—	0
9/29	CLEVELAND	2	49	24.5	32	0	0	0	0	0.0	—	0
10/6	at New Orleans	3	59	19.7	22	0	0	0	0	0.0	—	0
10/13	at Cincinnati	0	0	0.0	—	0	0	0	0	0.0	—	0
10/21	INDIANAPOLIS	2	32	16.0	16	0	0	0	0	0.0	—	0
10/27	at Baltimore	2	31	15.5	18	0	0	0	0	0.0	—	0
11/3	at Cleveland	3	63	21.0	26	0	0	0	0	0.0	—	0
11/10	ATLANTA	4	75	18.8	23	0	0	0	0	0.0	—	0
11/17	at Tennessee	3	57	19.0	23	0	0	0	0	0.0	—	0
11/24	CINCINNATI	2	51	25.5	28	0	0	0	0	0.0	—	0
12/1	at Jacksonville	1	13	13.0	13	0	0	0	0	0.0	—	0
12/8	HOUSTON	3	69	23.0	25	0	0	0	0	0.0	—	0
12/15	CAROLINA	0	0	0.0	—	0	0	0	0	0.0	—	0
12/23	at Tampa Bay	0	0	0.0	—	0	0	0	0	0.0	—	0
12/29	BALTIMORE	0	0	0.0	—	0	0	0	0	0.0	—	0
SEASON TOTALS		32	671	21.0	35	0	0	0	0	0.0	—	0

POSTSEASON

1/5	CLEVELAND	0	0	0.0	—	0	0	0	0	0.0	—	0
1/11	at Tennessee	3	81	27.0	33	0	0	0	0	0.0	—	0
POSTSEASON TOTALS		3	81	27.0	33	0	0	0	0	0.0	—	0

MAYS' CAREER STATISTICS

Regular Season

RECEIVING	No.	Yds.	Avg.	LG	TD	KICKOFF RETURN	No.	Yds.	Avg.	LG	TD
2002 Pittsburgh (AFC)	0	0	0.0	—	0	2002 Pittsburgh (AFC)	32	671	21.0	35	0
2003 Pittsburgh (AFC)	2	17	8.5	9	0	2003 Pittsburgh (AFC)	4	79	19.8	27	0
2004 Pittsburgh (AFC)	9	137	15.2	46	0	2004 Pittsburgh (AFC)	0	0	0.0	—	0
NFL Totals	11	154	14.0	46	0	NFL Totals	36	750	20.8	35	0

Postseason

RECEIVING	No.	Yds.	Avg.	LG	TD	KICKOFF RETURN	No.	Yds.	Avg.	LG	TD
2002 Pittsburgh (AFC)	0	0	0.0	—	0	2002 Pittsburgh (AFC)	3	81	27.0	33	0
2004 Pittsburgh (AFC)	2	19	9.5	11	0	2004 Pittsburgh (AFC)	0	0	0.0	—	0
NFL Totals	2	19	9.5	11	0	NFL Totals	3	81	27.0	33	0



81

SEAN MOREY

WIDE RECEIVER



HEIGHT—5-11

WEIGHT—200

COLLEGE—Brown

BIRTHDATE—February, 26, 1976

BIRTHPLACE—Marshfield, Mass.

HOW ACQUIRED—FA-'04

NFL EXPERIENCE—4th Year

GAMES PLAYED-STARTED/POSTSEASON — '99 (2-0/0-0), '01 (0-0/3-0), '03 (16-0/2-0), '04 (16-0/2-0)

CAREER TOTALS: 34-0 (7-0)

STEELERS TOTALS: 16-0 (2-0)

PRO: A highly regarded special-teams player whom the Steelers acquired Sept. 6, 2004 as an unrestricted free agent from Philadelphia...was the Eagles' 2003 Special Teams MVP. **2004:** 9/12 vs. *Oakland*: made his presence felt in his Steelers' debut, tying (James Harrison) for team honors with three special-teams tackles (two solo)...9/26 at *Miami*: was credited with one solo special-teams tackle...10/3 vs. *Cincinnati*: finished with three special-teams tackles—one solo—tying Verron Haynes for team honors...10/10 vs. *Cleveland*: had one special-teams tackle...10/17 at *Dallas*: recorded two special-teams assists...11/14 at *Cleveland*: led the team with two solo special-teams tackles...11/21 at *Cincinnati*: led the team with four special-teams tackles (two solo)...11/28 vs. *Washington*: made his first-career reception on a key third-down play...12/5 at *Jacksonville*: had one special-teams assist...12/12 vs. *N.Y. Jets*: registered one special-teams assist...1/15 vs. *N.Y. Jets*: was credited with one solo special-teams tackle...1/23 vs. *New England*: finished with two special-teams tackles (one solo). **2003:** Played in all 16 games with the Eagles in 2003 and was voted the team's Special-Teams MVP...finished second on the team with 28 special-teams tackles...was named to Dr. Z's (*Sports Illustrated*) All-Pro team as a special-teams player...11/2 at *Atlanta*: recovered a fumble by KR Allen Rossum on the opening kickoff that set up a field goal...signed by the Eagles on Jan. 30 and was allocated to the Barcelona Dragons of the NFL Europe League...caught 32 passes for 394 yards and seven touchdowns and finished second in the league with a 26.3-yard kickoff-return average. **2002:** Attended training camp with the Eagles, but was released prior to the regular season. **2001:** Spent the regular season out of football before signing with the Eagles in the postseason (Jan. 8, 2002)...1/12/02 vs. *Tampa Bay*: made two special-teams tackles in NFC Wild Card game...played defensive back with the Barcelona Dragons of the NFL Europe League in 2001...finished the season with 39 tackles, 1½ sacks and one interception while helping Barcelona advance to the World Bowl. **2000:** Spent part of the NFL season on the New England Patriots practice squad after being released by the Patriots following training camp (Aug. 27)...was signed to New England's practice squad in Oct. 18, but was released prior to the end of the regular-season (Dec. 18)...played wide receiver with the Barcelona Dragons of the NFL Europe League...caught 37 passes for 415 yards



and three touchdowns. **1999:** Was originally drafted by the New England Patriots in the seventh round (241st overall) of the 1999 NFL Draft...made the opening day roster...was deactivated for the season-opener before being released on Sept. 15...was re-signed to New England's practice squad in December and was added to the 53-man roster on Dec. 7...played the final two games of the season on special teams...12/26 vs. *Buffalo*: made his NFL debut...1/2/00 vs. *Baltimore*: also played in season-finale.

COLLEGE: Finished his career at Brown with an Ivy League record 251 receptions for 3,850 yards and 40 touchdowns...was voted Ivy League player of the year in 1997 when he caught 74 passes for an Ivy League-record 1,434 yards and 15 touchdowns...earned degree with honors in organizational behavior and management.

PERSONAL: Played wide receiver and defensive back at Marshfield (Mass.) High School...lettered in football, basketball and track...appeared in *Sports Illustrated's* "Faces in the Crowd" on Jan. 12, 1998...is one of four children (two brothers and a twin sister)...wife, Cara, formerly played defender for the Brampton Thunder of the Canadian National Women's Hockey League in Ontario after starring collegiately at Brown in ice hockey and field hockey...father, Dennis, was also a semi-pro football player with several teams, including the Brockton (Mass.) Pros...grandfather, Joe, and his great uncle, Dick, both have been inducted to the Bridgewater State Hall of Fame for basketball...lives in Dorset, Ontario...Full name: Sean Joseph Morey.

MOREY'S CAREER STATISTICS

Regular Season

KICKOFF RETURN						SPECIAL TEAMS TACKLES:	
	No.	Yds.	Avg.	LG	TD		
1999 New England (AFC)	0	0	0.0	—	0	1999 New England (AFC)	0
2000 New England (AFC)	0	0	0.0	—	0	2000 New England (AFC)	0
2003 Philadelphia (NFC)	7	93	13.3	24	0	2003 Philadelphia (NFC)	28
2004 Pittsburgh (AFC)	0	0	0.0	—	0	2004 Pittsburgh (AFC)	21
NFL Totals	7	93	13.3	24	0	NFL Totals	53

RECEIVING					
	No.	Yds.	Avg.	LG	TD
1999 New England (AFC)	0	0	0.0	0	0
2000 New England (AFC)	0	0	0.0	0	0
2003 Philadelphia (NFC)	0	0	0.0	0	0
2004 Pittsburgh (AFC)	1	8	8.0	8	0
NFL Totals	1	8	8.0	8	0

Postseason

KICKOFF RETURN						SPECIAL TEAMS TACKLES:	
	No.	Yds.	Avg.	LG	TD		
2003 Philadelphia (NFC)	0	0	0.0	—	0	2001 Philadelphia (NFC)	2
NFL Totals	0	0	0.0	—	0	2004 Pittsburgh (AFC)	3
						NFL Totals	7

56 CHUKKY OKOBI

CENTER



(pronounced CHUCK ee ah KO bee)

HEIGHT—6-1

WEIGHT—318

COLLEGE—Purdue

BIRTHDATE—November 18, 1978

BIRTHPLACE—Pittsburgh, Pa.

HOW ACQUIRED—D5-'01 (#15, 146)

NFL EXPERIENCE—5th Season

GAMES PLAYED-STARTED/POSTSEASON—'01 (1-0/0-0), '02 (13-5/0-0), '03 (16-0/0-0), '04 (16-0/2-0)

CAREER TOTALS: 46-5 (2-0)

PRO: Is a compact and powerful player who will provide depth at the center position...can also play guard...has blossomed into a solid center...filled in for the injured Jeff Hartings for five games in 2002...signed a three-year contract March 16, 2004. **2004:** Saw action in all 16 regular season games and two playoff contests. **2003:** 10/12 at *Denver*: saw action at center...11/23 at *Cleveland*: played the entire second half and most of the second quarter after Jeff Hartings left the game because of a knee injury. **2002:** Started five games at center for an injured Jeff Hartings and performed very well...10/21 vs. *Indianapolis*: replaced Hartings at center in the third quarter and finished the game...10/27 at *Baltimore*: made his first pro start in place of Hartings...performed admirably...11/3 at *Cleveland*: started his second-consecutive game...helped pave the way for Amos Zereoue's first 100-yard rushing performance and the team's second of the season...11/24 vs. *Cincinnati*: started his third game of the season...12/1 at *Jacksonville*: made his fourth start of the season and helped pave the way for the team's second 200-plus yard rushing effort of the season...12/8 vs. *Houston*: started his fifth game (third straight). **2001:** Was deactivated for the first 15 games...1/6/02 vs. *Cleveland*: saw his first active duty as a pro...was inactive for both postseason games.

COLLEGE: **2000:** Started every game at center. **1999:** Tore his left biceps muscle before the start of the season, but returned to start the final six games at right guard...part of an offensive line that allowed only 15 sacks in 568 pass attempts (one every 37.9 attempts). **1998:** Was selected as a second-team All-Big Ten guard by coaches and honorable mention by the media...started all 13 games (11 at right guard and two at center)...part of an offensive line that allowed only 16 sacks in 594 pass attempts (one every 37.1 attempts). **1997:** Started all 12 games at right guard. **1996:** Redshirted...majored in telecommunications.

PERSONAL: Was an honorable mention All-American and all-conference selection twice at Trinity Pawling (N.Y.) High School...was a three-year two-way starter as an offensive lineman and defensive tackle...led team in tackles (78) and sacks as senior captain for a team that won the league title in 1994...placed fourth in the shot put at the New England Prep Championships as a junior...is the son of Elsie Okobi...Full name: Chukwunweze Sonume Okobi.

39 WILLIE PARKER

RUNNING BACK



HEIGHT– 5-10

WEIGHT– 209

COLLEGE– North Carolina

BIRTHDATE– November 11, 1980

BIRTHPLACE– Clinton, N.C.

HOW ACQUIRED– FA-'04

NFL EXPERIENCE– 2nd Year

GAMES PLAYED-STARTED/POSTSEASON – '04 (8-0/0-0)

CAREER TOTALS: 8-0 (0-0)

PRO: Made the final 53-man roster in 2004 as a rookie free agent...led the team in rushing during the preseason with 202 rushing yards on 46 carries (4.4 avg.)...scored two TDs. **2004:** 11/7 vs. *Philadelphia*: made his first NFL regular-season appearance with the absence of Duce Staley...finished with 14 yards on three carries, including a long of 10 yards...11/14 at *Cleveland*: was active for the second-straight week with injuries to the running back position...finished with 44 yards on eight carries (5.5 avg.), and a long of 24 yards...12/5 at *Jacksonville*: had a pivotal 12-yard run of the Steelers' final game-winning drive...also had one reception for 12 yards...12/12 vs. *N.Y. Jets*: had one carry for 14 yards...1/2/05 at *Buffalo*: produced his first pro 100-yard rushing performance in his most significant action of the season...gained 102 yards on 19 carries (5.4 avg.), including a long of 58 yards, which set up the Steelers' game-clinching field goal and was the Steelers' longest run from scrimmage since Oct. 5, 1997 when Kordell Stewart ran 74 yards for a TD at Baltimore...also had two receptions for four yards.

COLLEGE: Earned "Super Ram" status in the weight room and was a member of Carolina's strength & conditioning honor roll in summer of 2003. **2003:** Played in nine games as a senior...rushed for 181 yards on 48 attempts, an average of 3.8 yards per carry...caught seven passes for 28 yards. **2002:** Played in 11 games as a junior and started two...started the season-opener against Miami (Ohio) and at Virginia...finished second on the team with 70 carries for 236 yards and one touchdown...also caught 12 passes for 104 yards. **2001:** Started the first three games of the season as a sophomore...played in nine games total...was second on the team in rushing with 400 yards on 83 carries and had three touchdowns...caught two passes for 26 yards. **2000:** Had a roller-coaster season as a freshman, but came on strong at the end of the year...earned the starting job after spring practice, but injured his back in fall workouts and was not completely healthy until the Virginia game, eight games into the season...was second on the team in rushing with 84 carries for 355 yards (4.2 avg.)...scored four touchdowns...majored in African-American history.



PERSONAL: Attended Clinton High School...earned all-conference and all-region honors as a junior and senior...rushed for 1,801 yards (12.3 avg.) and 18 touchdowns in leading Clinton to the state 2-A quarterfinals...made 30 tackles, including 2½ quarterback sacks, and intercepted two passes...was voted County Player of the Year...rushed for 1,329 yards (11.8 yards per carry) and 20 touchdowns as a junior, leading the Dark Horses to the state 2-A title...has one older sister and two older brothers...Full name: Willie Everette Parker.

PARKER'S GAME-BY-GAME STATISTICS

RUSHING

RECEIVING

2004

Date	Opponent	No.	Yds.	Avg.	Lg.	TD	No.	Yds.	Avg.	Lg.	TD
9/12	OAKLAND					INACTIVE					
9/19	at Baltimore					INACTIVE					
9/26	at Miami					INACTIVE					
10/3	CINCINNATI					INACTIVE					
10/10	CLEVELAND					INACTIVE					
10/17	at Dallas					INACTIVE					
10/31	NEW ENGLAND					INACTIVE					
11/7	PHILADELPHIA	3	14	4.7	10	0	0	0	0.0	—	0
11/14	at Cleveland	8	44	5.5	24	0	0	0	0.0	—	0
11/21	at Cincinnati	0	0	0.0	—	0	0	0	0.0	—	0
11/28	WASHINGTON	0	0	0.0	—	0	0	0	0.0	—	0
12/5	at Jacksonville	1	12	12.0	12	0	1	12	12.0	12	0
12/12	N.Y. JETS	1	14	14.0	14	0	0	0	0.0	—	0
12/18	at N.Y. Giants	0	0	0.0	—	0	0	0	0.0	—	0
12/26	BALTIMORE	0	0	0.0	—	0	0	0	0.0	—	0
1/2/05	at Buffalo	19	102	5.4	58	0	2	4	2.0	5	0
SEASON TOTALS		32	186	5.8	58	0	3	16	5.3	12	0
POSTSEASON											
1/15	N.Y. JETS					INACTIVE					
1/23	NEW ENGLAND					INACTIVE					
POSTSEASON		0	0	0.0	—	0	0	0	0.0	—	0

43 TROY POLAMALU

SAFETY



(pronounced pole-uh-mah-lu)

HEIGHT-5-10

WEIGHT-212

COLLEGE-Southern California

BIRTHDATE-April 19, 1981

BIRTHPLACE-Garden Grove, Calif.

HOW ACQUIRED-D1-'03 (#16)

NFL EXPERIENCE-3rd Year

GAMES PLAYED-STARTED/POSTSEASON - '03 (16-0/0-0), '04 (16-16/2-2)

CAREER TOTALS: 32-16 (2-2)

PRO: Has developed into one of the NFL's top safeties...was one of six Steelers selected to the 2005 Pro Bowl, his first...was named to the *Associated Press*' second-team All-Pro squad...is a ferocious hitter with excellent speed...assumed the starting strong safety position in 2004. **2004:** Finished tied for second on the team (with Chris Hope) during the regular-season with 97 total tackles (66 solo)...*9/12 vs. Oakland:* finished with six total tackles (three solo)...*9/9 at Baltimore:* made play after play on defense and helped hold Ravens' running back Jamal Lewis to 62 yards...led the team with 14 tackles (10 solo)...*9/26 at Miami:* recorded his first pro interception and returned it 10 yards...finished with six total tackles (four solo)...also was credited with one pass defended...played all 61 defensive snaps...*10/3 vs. Cincinnati:* scored the first TD of his pro career on a dramatic interception, which he returned 26 yards to seal the Steelers victory...his second interception in as many weeks...finished with six total tackles (five solo)...also was credited with two passes defended...*10/10 vs. Cleveland:* finished with four total tackles (two solo)...also was credited with one quarterback hurry/pressure and one pass defended...logged all 59 defensive plays...*10/17 at Dallas:* registered seven total tackles (six solo)...was credited with two passes defended...played all 63 defensive snaps...*10/31 vs. New England:* finished with three total tackles (two solo)...was credited with one pass defense...played all 55 plays...also one solo special-teams tackle...*11/7 vs. Philadelphia:* led the team with six total tackles, all solo...played 37 defensive snaps...*11/14 at Cleveland:* produced the first multiple interception game of his career...finished with two interceptions, giving him a team-high four for the season...also recorded five total tackles (four solo)...*11/21 at Cincinnati:* finished with five total tackles (two solo)...was credited with one pass defense...played all 46 defensive snaps...*11/28 vs. Washington:* made some big hits once again...finished with seven total tackles (six solo)...logged all 56 defensive snaps...*12/5 at Jacksonville:* registered six total tackles (four solo)...also was credited with one pass defense and one special-teams tackle...played all 66 defensive plays...*12/12 vs. N. Y. Jets:* increased his team interception lead to five with a nifty

CAREER HIGHLIGHTS

- ◆ 2005 Pro Bowl
- ◆ 2003 All-Pro Second-Team (AP)
- ◆ 2003 Joe Greene Award (Top Rookie)
- ◆ 2003 First-Round Draft Pick (16th overall)



first-quarter pick that set up the Steelers' first score of the game...returned the interception 22 yards...finished nine tackles (five solo) and a pass defense...12/18 at *N.Y. Giants*: registered six total tackles (four solo)...was credited with two passes defended and two special-teams tackles (one solo)...logged all 48 defensive plays...12/26 vs. *Baltimore*: collected four total tackles (two solo)...also was credited with a quarterback hurry/pressure...played all 54 defensive snaps...1/2/05 at *Buffalo*: registered his first sack of the season (for seven yards), the third of his career, in his limited action...played 12 defensive snaps...1/15/05 vs. *N.Y. Jets*: registered the first postseason interception of his career...returned it 14 yards...finished with seven total tackles (four solo)...also was credited with a pass defense...1/23/05 vs. *New England*: finished with seven total tackles, including six solo stops. **2003**: Came on strong at the end of the season...earned his way into the Steelers' pass defenses and emerged as a top special-teams player...led the team with 25 special-teams tackles (14 solo)...finished with 27 total tackles (14 solo) and two sacks...also was credited with three passes defended and one forced fumble...10/26 vs. *St. Louis*: just missed his first-career interception when the ball went through his hands...finished with four total tackles (three solo)...also was credited with a quarterback hurry/pressure and one pass defense...played 41 defensive snaps...11/23 at *Cleveland*: had his most productive day as a rookie...finished with four total tackles (two solo)...also was credited with a team-high four special-teams tackles (three solo) and three quarterback hurries/pressures...11/3 vs. *Cincinnati*: played 54 defensive snaps...registered his first career sack...played 29 defensive snaps...finished with four total tackles (all solo)...12/21 vs. *San Diego*: registered his second-career sack and first-career fumble that was recovered by Deshea Townsend and led to a Steelers' TD...finished with two total tackles (one solo)...also was credited with one pass defense and three special-teams assists.

COLLEGE: Was a three-year starter who became the Trojans' first two-time All-American since Tony Boselli (1992, 1994)...was one of three finalists for the 2002 Jim Thorpe Award, given to the nation's top defensive back...recorded 278 tackles with 29 stops behind the line of scrimmage, six interceptions (returned three for touchdowns), 13 pass deflections, two fumble recoveries and four blocked punts during his career. **2002**: Voted All-American first-team selection by *The NFL Draft Report*, *Associated Press*, *Walter Camp*, *Football News*, *CBS Sportsline* and *ESPN*, earning second-team honors from *The Sporting News* during his senior season...was one of three finalists for the Jim Thorpe Award...All-Pacific 10 Conference first-team choice...was a team captain and recipient of the team's Most Inspirational Player Award and Co-Lifter Award...started every game except against California...finished third on the team with 68 tackles (53 solo), including three sacks and nine stops for losses...intercepted one pass and deflected four others. **2001**: Was a Football Writers Association, *The NFL Draft Report* and *College & Pro Football News-Weekly* All-American first-team selection, adding second-team by the *Associated Press* and third-team recognition from *Football News*...also was an All-Pac-10 Conference first-team pick...was a team captain and USC's first All-American safety since Mark Carrier in 1989...also won USC's MVP Award...led team with 118 tackles (79 solo), including 13 for losses (with a 2-yard sack) and six passes defended...had a team-best three interceptions, including two run back for touchdowns...also had two forced fumbles, a fumble recovery (to set up a TD), three blocked punts and three punt returns for 27 yards (9.0 avg)...his 118 tackles were the most by a Trojan safety since Tim McDonald had 140 in 1986. **2000**: Received All-Pac 10 honorable mention hon-



ors as a sophomore...started all 12 games at strong safety...finished second on the team in tackles with 83 (including 5 for losses), plus he tied for the team lead in both pass deflections (7) and interceptions (2). **1999:** Played regularly as a backup safety and linebacker as a freshman...appeared in eight games, making 12 tackles, including two sacks for minus-28 yards, forced two fumbles, broke up a pass and blocked a punt...majored in general studies.

PERSONAL: Attended Douglas (Ore.) High School...named to 1998 *Super-Prep* All-Northwest, *Tacoma News Tribune* Western 100 and All-Far West League second team as a senior...played running back and defensive back...averaged six touchdowns a season...was an All-State center fielder and two-time All-League basketball player...brother, Kaio Aumua, played football at Texas-El Paso...is the nephew of former USC fullback Kennedy Pola (1982-85), now the Trojans' running backs coach and special-teams coordinator...has another uncle, Al Pola, who played football at Penn State...has a cousin, Nicky Sualua, who was a running back with the Cincinnati Bengals and the Dallas Cowboys and attended Ohio State...is also the cousin of Leie Sualua, who was a defensive lineman at Oregon; and Joe Polamalu, who played for Oregon State in 1987 and 1988...is the son of Suila Polamalu...has one brother, Sakio Aumua, and three sisters, Tria Aumua, Sheila Aumua and Lupe Aumua...grew up with cousins Joe Polamalu, Darren Polamalu and Brandon Polamalu...lives in Tenmile, Oregon...Full name: Troy Aumua Polamalu.

POLAMALU'S GAME-BY-GAME STATISTICS

2004

Date	Opponent	I	AT	TOT	Sack/		PD	FF	FR
					YDS	INT			
9/12	OAKLAND	4	3	7	0.0/0	0/0	0	0	0
9/19	at Baltimore	10	4	14	0.0/0	0/0	0	0	0
9/26	at Miami	4	2	6	0.0/0	1/10	1	0	0
10/3	CINCINNATI	5	1	6	0.0/0	1/26t	2	0	0
10/10	CLEVELAND	2	2	4	0.0/0	0/0	1	0	0
10/17	at Dallas	6	1	7	0.0/0	0/0	2	0	0
10/31	NEW ENGLAND	2	1	3	0.0/0	0/0	1	0	0
11/7	PHILADELPHIA	6	0	6	0.0/0	0/0	0	0	0
11/14	at Cleveland	4	1	5	0.0/0	2/0	0	0	0
11/21	at Cincinnati	2	3	5	0.0/0	0/0	1	0	0
11/28	WASHINGTON	6	1	7	0.0/0	0/0	0	0	0
12/5	at Jacksonville	2	4	6	0.0/0	0/0	1	0	0
12/12	N.Y. JETS	5	4	9	0.0/0	1/22	1	0	0
12/18	at N.Y. Giants	4	2	6	0.0/0	0/0	2	0	0
12/26	BALTIMORE	2	2	4	0.0/0	0/0	0	0	0
1/2/05	at Buffalo	2	0	2	1.0/7	0/0	0	0	0
SEASON TOTALS		66	31	97	1.0/7	5/58	12	0	0

POSTSEASON

1/15	N.Y. JETS	4	3	7	0.0/0	1/14	1	0	0
1/23	NEW ENGLAND	6	1	7	0.0/0	0/0	0	0	0
POSTSEASON TOTALS		10	4	14	0.0/0	1/14	1	0	0



POLAMALU'S GAME-BY-GAME STATISTICS (cont.)

2003

Date	Opponent	I	AT	TOT	Sack/		PD	FF	FR
					YDS	INT			
9/7	BALTIMORE	0	0	0	0.0/0	0/0	0	0	0
9/14	at Kansas City	1	1	2	0.0/0	0/0	0	0	0
9/21	at Cincinnati	0	3	3	0.0/0	0/0	0	0	0
9/28	TENNESSEE	0	2	2	0.0/0	0/0	0	0	0
10/5	CLEVELAND	1	0	1	0.0/0	0/0	0	0	0
10/12	at Denver	1	0	1	0.0/0	0/0	0	0	0
10/26	ST. LOUIS	3	1	4	0.0/0	0/0	1	0	0
11/2	at Seattle	0	0	0	0.0/0	0/0	0	0	0
11/9	ARIZONA	1	0	1	0.0/0	0/0	0	0	0
11/17	at San Francisco	2	0	2	0.0/0	0/0	0	0	0
11/23	at Cleveland	2	2	4	0.0/0	0/0	0	0	0
11/30	CINCINNATI	4	0	4	1.0/5	0/0	0	0	0
12/7	OAKLAND	0	1	1	0.0/0	0/0	1	0	0
12/14	at N.Y. Jets	0	1	1	0.0/0	0/0	0	0	0
12/21	SAN DIEGO	1	1	2	1.0/5	0/0	1	1	0
12/28	at Baltimore	0	1	1	0.0/0	0/0	0	0	0
SEASON TOTALS		16	13	29	2.0/10	0/0	3	1	0

POLAMALU'S CAREER STATISTICS

Regular Season

TACKLES	Solo	AT	Tot.	Sp.T.	Sacks	FF	FR	INTERCEPTIONS	No.	Yds.	Avg.	LG	TD
2003 Pittsburgh (AFC)	16	13	29	25	2.0	1	0	2003 Pittsburgh (AFC)	0	0	0.0	—	0
2004 Pittsburgh (AFC)	66	31	97	4	1.0	0	0	2004 Pittsburgh (AFC)	5	58	11.6	26t	1
NFL Totals	82	44	126	28	3.0	1	0	NFL Totals	5	58	11.6	26t	1

Postseason

TACKLES	Solo	AT	Tot.	Sp.T.	Sacks	FF	FR	INTERCEPTIONS	No.	Yds.	Avg.	LG	TD
2004 Pittsburgh (AFC)	10	4	14	0	0.0	0	0	2004 Pittsburgh (AFC)	1	14	14.0	14	0
NFL Totals	10	4	14	0	0.0	0	0	NFL Totals	1	14	14.0	14	0

55 JOEY PORTER

LINEBACKER



HEIGHT- 6-3

WEIGHT- 250

COLLEGE- Colorado State

BIRTHDATE- March 22, 1977

BIRTHPLACE- Bakersfield, Calif.

HOW ACQUIRED- D3-'99

NFL EXPERIENCE- 7th Year

GAMES PLAYED-STARTED/POSTSEASON - '99 (16-0/0-0), '00 (16-16/0-0), '01 (15-15/2-2), '02 (16-16/2-2), '03 (14-14/0-0), '04 (15-15/2-2)

CAREER TOTALS: 92-76 (6-6)

PRO: Has developed into a explosive presence at the Steelers outside linebacker position. **2004:** Was selected to the 2005 AFC Pro Bowl squad for the second time...named to the *Associated Press*' second-team All-Pro squad...finished the regular-season with 63 total tackles...was selected as a defensive co-captain for the second-straight year...finished the season with 63 total tackles (45 solo) with seven sacks, one interception and three forced fumbles...9/12 vs. *Oakland*: finished with two total tackles (one solo)...played all 65 defensive snaps...also was credited one quarterback hurry/pressure...9/19 at *Baltimore*: registered four tackles (two solo)...logged all 64 defensive plays...9/26 at *Miami*: had one of his most effective days in nearly a year...was credited with his first sack of the season on which he forced Miami quarterback A.J. Feeley to fumble...finished with seven total tackles (four solo), tying James Farrior for team honors...was credited with one quarterback hurry/pressure and one pass defense...10/3 vs. *Cincinnati*: finished with five total tackles (three solo)...also was credited with eight quarterback hurries/pressures and three passes defended...logged 66 defensive plays...10/10 vs. *Cleveland*: registered five total tackles (four solo)...also was credited with one quarterback hurry/pressure...played all 59 defensive snaps...10/17 at *Dallas*: finished six total tackles (three solo)...also was credited with a quarterback hurry/pressure...logged all 63 defensive plays...10/31 vs. *New England*: had his biggest game of the season, registering three sacks and two forced fumbles, both of which led to TDs...was selected the AFC Defensive Player of the Week for his performance...finished with eight total tackles (six solo)...also was credited with four quarterback hurries/pressures...played all 55 defensive snaps...11/7 vs. *Philadelphia*: finished with two assists...played all 38 defensive snaps...11/14 at *Cleveland*: was ejected from the game prior to kickoff because of a pregame altercation...11/21 at *Cincinnati*: recorded his fifth sack of the season...forced an intentional grounding penalty by Carson Palmer...registered one quarterback hurry/

CAREER HIGHLIGHTS

- ◆ 2005 Pro Bowl
- ◆ 2004 Team Captain (Co-Defensive)
- ◆ 2003 Team Captain (Co-Defensive)
- ◆ 2003 Pro Bowl
- ◆ 2002 All-Pro
- ◆ 2002 Team Co-MVP (Defensive)
- ◆ 2002 Tied for Team Lead in Sacks (9)
- ◆ Tied for Seventh on All-Time Sack List (42½)



pressure...logged all 46 defensive plays...11/28 vs. *Washington*: registered two sacks to move into a tie with Aaron Smith for the team lead...finished with five solo tackles...also was credited with two quarterback hurries/pressures...12/5 at *Jacksonville*: finished with six total tackles (five solo)...was credited with three quarterback hurries/pressures...logged all 66 defensive plays...12/12 vs. *N.Y. Jets*: registered three solo tackles...12/18 at *N.Y. Giants*: registered two tackles for losses totaling six yards...finished with three solo tackles...also was credited with a quarterback hurry/pressure...played all 48 defensive snaps...12/26 vs. *Baltimore*: recorded his first interception of the season, the sixth of his career and his first since Oct., 27, 2002 at Baltimore...finished with four total tackles (three solo)...1/2/05 at *Buffalo*: finished with one solo tackle...logged 12 defensive plays...1/15/05 vs. *N.Y. Jets*: finished with three total tackles (two solo)...also was credited with a pass defense...1/23/05 vs. *New England*: registered his first and only sack of the postseason for a four-yard loss...finished with six total tackles (four solo). **2003**: Made a miraculous recovery from a gunshot wound suffered Sept. 6...had surgery Sept. 7 to remove the bullet, which lodged in his right thigh after entering his left buttocks...missed the first two weeks of the season but returned to finish with five sacks...also was credited with 62 total tackles (47 solo), two passes defended and two fumble recoveries...was inactive the first two weeks...9/21 at *Cincinnati*: made his remarkable return to the field after being wounded by a gunshot...wasted little time making an impact and recorded his first sack of the season...played an impressive 37 defensive snaps...finished with three total tackles (two solo)...also was credited with a fumble recovery on Jason Gildon's interception, which he tried to lateral to Porter...9/28 vs. *Tennessee*: made his first appearance of the regular season at Heinz Field...finished with five total tackles (four solo)...played all 40 defensive snaps...11/9 vs. *Arizona*: registered his fourth sack of the season...finished with five total tackles (four solo)...played 74 defensive snaps...12/7 vs. *Oakland*: registered five total tackles, all solo...also was credited with a quarterback hurry/pressure and recovered a Raider fumble...played all 53 defensive snaps...12/21 vs. *San Diego*: registered his fifth sack of the season and to tie Kevin Greene for eighth place on the Steelers' all-time sack list (35½)...finished with five total tackles (three solo)...played all 66 defensive snaps...12/28 at *Baltimore*: led the team with 10 total tackles (eight solo)...played all 63 defensive snaps. **2002**: Earned his first selection to the 2003 Pro Bowl...also was named to the *Associated Press*, *Sports Illustrated*/Dr. Z and *Pro Football Weekly* first-team All-Pro squad...tied Jason Gildon for the team lead with nine sacks...became the first player in the NFL since sacks became an official statistic in 1982 to record eight sacks and four interceptions in a season...9/9 at *New England*: logged all 70 defensive snaps in season-opener...finished with five total tackles (four solo)...also had one pass defense...9/15 vs. *Oakland*: had one of his biggest days as a pro...was named the AFC Defensive Player of the Week for his performance...had two interceptions, both while the Raiders had driven deep into Steelers' territory, for a total of 114 return yards...nearly returned one interception for a TD, but was tackled after racing 84 yards...attempted to lateral to Chad Scott, who would have gone untouched for the remaining 15 yards, but the play was nullified for what was called an illegal lateral...also registered three sacks of quarterback Rich Gannon...logged all 88 defensive plays...finished with 10 solo tackles and one quarterback hurry/pressure...9/29 vs. *Cleveland*: produced another huge day...collected his third interception of the season, giving him a team-leading 141 interception return yards...was credited with seven total tackles (six solo) and one quarterback hurry/pressure...10/6 at *New Orleans*: registered his fourth sack of the



season...played all 56 defensive snaps...finished with six total tackles (five solo)...also had one quarterback hurry/pressure...**10/13 at Cincinnati:** registered two sacks, giving him six for the season...forced a fumble on one of his sacks that was recovered by Casey Hampton and returned 36 yards...logged all 66 defensive plays...led the team with nine total tackles (seven solo)...also had three quarterback hurries/pressures...**10/27 at Baltimore:** finished with nine total tackles (six solo)...also was credited four quarterback hurries/pressures...collected his fourth interception of the season and had two passes defended...logged 78 defensive plays...**11/3 at Cleveland:** finished with five total tackles (four solo)...also was credited with a quarterback hurry/pressure...**11/10 vs. Atlanta:** had another big game...finished with eight total tackles, all solo...recorded a sack for a seven yard loss, a forced fumble and a recovered fumble...was credited with five quarterback hurries/pressures and two passes defended...played all 82 defensive snaps...**11/17 at Tennessee:** finished with six total tackles (five solo)...also recovered one fumble...played all 76 defensive snaps...**11/24 vs. Cincinnati:** recorded six total tackles (five solo)...also was credited with two quarterback hurries/pressures...played all 63 defensive snaps...**12/1 at Jacksonville:** was held to just one tackle, his lowest total of the season...had three quarterback hurries/pressures...logged all 50 defensive plays...**12/8 vs. Houston:** registered his team-high eighth sack of the season...finished with three total tackles...also was credited with two quarterback hurries/pressures...logged all 41 defensive snaps...**12/23 at Tampa Bay:** recorded four total tackles (one solo)...also was credited with a sack for 10 yards and a pass defense...**1/5/03 vs. Cleveland:** recorded the second postseason sack of his career in the Wild Card game for 15 yards...finished with seven solo tackles...**1/11 at Tennessee:** finished with eight tackles (five solo) in Divisional playoff. **2001:** Had another strong season...finished with 72 total tackles (60 solo)...tied Kendrell Bell for second on the team with nine sacks...was credited with three fumble recoveries...**9/9 at Jacksonville:** logged 49 defensive plays in season-opener...finished with eight tackles (six solo)...also had three quarterback hurries/pressures...**9/30 at Buffalo:** played all 56 defensive snaps...finished with six total tackles (four solo)...also had one sack and five quarterback hurries/pressures...**10/21 at Tampa Bay:** was named the AFC Defensive Player of the Week for his performance...set a career-high with four sacks...played 69 defensive snaps...finished with seven solo tackles...also had five quarterback hurries/pressures and one pass defense...**10/29 vs. Tennessee:** logged all 52 defensive plays...finished with six total tackles (all solo) and had one quarterback hurry/pressure...**11/4 vs. Baltimore:** logged all 53 defensive plays...finished with seven total tackles and two sacks...**11/11 at Cleveland:** played all 64 defensive snaps...was credited with four total tackles (three solo)...also had two quarterback hurries/pressures and one forced fumble...**11/18 vs. Jacksonville:** registered his team-leading eighth sack of the season...logged all 55 defensive plays...finished with nine total tackles (seven solo)...also had three quarterback hurries/pressures, caused a fumble and had two passes defended...**12/23 vs. Detroit:** set the tone early on the third play of the game when he registered his ninth sack of the season and forced a fumble by quarterback Mike McMahon that Jason Gildon retrieved and raced 27 yards for a TD...logged all 54 defensive plays...**12/30 at Cincinnati:** finished with two solo tackles...logged all 104 defensive plays...finished with four total tackles (two solo)...also had four quarterback hurries/pressures and recovered one fumble...**1/6/02 vs. Cleveland:** missed his final game of the season...was deactivated to rest his ailing shoulder...**1/20/02 vs. Baltimore:** set the tone early in AFC Playoff game with



his pressure on Elvis Grbac that resulted in a Chad Scott interception...finished with six total tackles (two solo)...also was credited with a sack for five yards and two passes defended...1/27/02 vs. *New England*: finished with five total tackles (four solos) in AFC Championship...also was credited with one pass defense. **2000**: Finished second to Jason Gildon with a career-high 10½ sacks...teamed with Gildon to tie a team record for a duo with 24 sacks...registered 74 total tackles (51 solo stops)...also had one interception, three pass defenses, two forced fumbles and a fumble recovery...was selected the AFC Defensive Player of the Month for October...9/3 vs. *Baltimore*: had a productive day, registering five total tackles (four solo)...logged 61 defensive plays...also had three quarterback hurries/pressures and a pass defense...made a big hit on the special teams, recording one solo tackle...9/17 at *Cleveland*: logged 48 defensive plays...finished with two tackles (one solo)...9/24 vs. *Tennessee*: logged 56 defensive plays...was credited with two total tackles...also recorded two quarterback hurries/pressures...10/1 at *Jacksonville*: was credited with his first sack of the season...logged 53 plays...also was credited with three total tackles and two quarterback hurries/pressures...10/8 at *N.Y. Jets*: registered a sack for the second-straight game, his second sack of the season...logged 53 plays...also was credited with three total tackles...10/15 vs. *Cincinnati*: had his best game of the early season...finished with eight total tackles, including seven solo stops...was credited with three sacks—one for a safety—and four quarterback hurries/pressures...also caused a fumble...10/29 at *Baltimore*: registered his sixth and seventh sacks of the season...logged 53 defensive snaps...finished with a team-high tying 10 total tackles, including six solo stops...also had two quarterback hurries/pressures...11/5 at *Tennessee*: recorded his first-career interception, thwarting a Titans scoring drive after they recovered a muffed punt deep in Steelers' territory...logged 72 defensive plays...finished with eight total tackles (seven solo)...also was credited with three quarterback hurries/pressures and one tackle for no gain...11/12 vs. *Philadelphia*: accumulated 82 defensive plays...returned a fumble for a touchdown, his second fumble return for a TD in his career...also was credited with one quarterback hurry/pressure...11/19 vs. *Jacksonville*: registered his eighth sack of the season...logged 72 defensive snaps...finished with six total tackles, including four solo stops...11/26 at *Cincinnati*: played 61 defensive snaps...finished with eight total tackles including five solo stops...also recorded his ninth sack of the season...12/24 at *San Diego*: played 46 defensive snaps...finished with three total tackles...also had 1½ sacks and two quarterback hurries/pressures. **1999**: Increased his playing time over the course of the season...also excelled on special teams...finished with 15 total tackles, including 11 solo stops...also was credited with two sacks, one forced fumble and two fumble recoveries...finished the preseason as the team's leading tackler, compiling 22 total tackles, including 18 solo stops...also registered a team-high four sacks and forced a fumble...9/12 at *Cleveland*: made his presence felt despite his limited time on defense in season opener...registered his first official sack (of Tim Couch) and forced a fumble in the fourth quarter...also had one solo special-teams tackle...9/19 at *Baltimore*: finished with two total tackles and one quarterback hurry/pressure in 11 plays...9/26 vs. *Seattle*: logged 13 plays...10/3 vs. *Jacksonville*: saw little action on defense but made a strong contribution on special teams...led the team with four solo special-teams tackles...10/17 at *Cincinnati*: played on 15 plays...was credited with one quarterback hurry/pressure and one special-teams tackle...10/25 vs. *Atlanta*: made a big hit on special teams on kick returner Tim Dwight...finished with one solo special-teams

his action on special teams...partially deflected a punt...12/12 vs. *Baltimore*: logged his most extensive playing time because of an injury to Carlos Emmons...12/18 at *Kansas City*: accumulated his most playing time of the season...logged 16 defensive plays...finished with two total tackles and was credited with a quarterback hurry/pressure...also had one special-teams tackle...1/2/00 vs. *Tennessee*: participated in 33 defensive plays...finished with a season-high eight tackles, including six solo stops...also registered a sack on which he forced quarterback Neil O'Donnell to fumble, recovered the fumble and returned it 46 yards for a TD...was credited with two quarterback hurries/pressures and one special-teams tackle.

COLLEGE: Was a third-team All-America and All-Western Athletic Conference first-team selection by The Sports Network...registered 22 career sacks...recorded 53 tackles (36 solo) with eight quarterback hurries/pressures and 12 tackles for losses of 67 yards as a senior...finished third in NCAA Division 1-A with a school single-season record-tying 15 sacks for minus 63 yards...played on defensive line for the first time in 1997 after playing his first two seasons at H-back...finished with 35 tackles (23 solo) and ranked second on the team with six sacks for minus 39 yards and 16 tackles behind the line of scrimmage...majored in exercise & sport science.

PERSONAL: Is married (Christy) with two daughters, Jayle (8) and Jasmine (6), and two sons, Joey Jr. (5) and Jacob (1)...was a two-time All-Conference selection as a wide receiver and a wingback during his senior year at Foothills (Calif.) High...led the team to a 9-2 record and a berth in the state playoffs, rushing 86 times for 1,086 yards (12.6 avg.) in his final campaign...named to the All-Section and All-State teams...lettered twice in football and basketball...son of Debra Porter and Richard Hunter...has one brother and two sisters...lives in Bakersfield, California...Full name: Joey Eugene Porter.

2004

Date	Opponent	I	AT	TOT	Sack/					PD	FF	FR
					YDS	INT						
9/12	OAKLAND	1	1	2	0.0/0	0/0	0	0	0	0	0	0
9/19	at Baltimore	2	2	4	0.0/0	0/0	0	0	0	0	0	0
9/26	at Miami	4	3	7	1.0/7	0/0	1	1	0			
10/3	CINCINNATI	3	2	5	0.0/0	0/0	3	0	0			
10/10	CLEVELAND	4	1	5	0.0/0	0/0	0	0	0			
10/17	at Dallas	3	3	6	0.0/0	0/0	0	0	0			
10/31	NEW ENGLAND	6	2	8	3.0/19	0/0	0	2	0			
11/7	PHILADELPHIA	0	2	2	0.0/0	0/0	0	0	0			
11/14	at Cleveland				DNP							
11/21	at Cincinnati	2	0	2	1.0/8	0/0	1	0	0			
11/28	WASHINGTON	5	0	5	2.0/17	0/0	0	0	0			
12/5	at Jacksonville	5	1	6	0.0/0	0/0	0	0	0			
12/12	N.Y. JETS	3	0	3	0.0/0	0/0	0	0	0			
12/18	at N.Y. Giants	3	0	3	0.0/0	0/0	0	0	0			
12/26	BALTIMORE	3	1	4	0.0/0	1/3	2	0	0			
1/2/03	at Buffalo	1	0	1	0.0/0	0/0	0	0	0			
SEASON TOTALS		45	18	63	7.0/51	1/3	7	3	0			

POSTSEASON

1/15	N.Y. JETS	2	1	3	0.0/0	0/0	1	0	0			
1/23	NEW ENGLAND	4	2	6	1.0/4	0/0	0	0	0			
POSTSEASON TOTALS		6	3	9	1.0/4	0/0	1	0	0			



PORTER'S GAME-BY-GAME STATISTICS (cont.)

2003

Date	Opponent	I	AT	TOT	Sack/ YDS	INT	PD	FF	FR
					INACTIVE				
9/7	BALTIMORE				INACTIVE				
9/14	at Kansas City				INACTIVE				
9/21	at Cincinnati	2	1	3	1.0/14	0/0	0	1	0
9/28	TENNESSEE	4	1	5	0.0/0	0/0	0	0	0
10/5	CLEVELAND	2	1	3	0.0/0	0/0	0	0	0
10/12	at Denver	1	1	2	0.0/0	0/0	0	0	0
10/26	ST. LOUIS	4	2	6	2.0/16	0/0	0	0	0
11/2	at Seattle	3	0	3	0.0/0	0/0	0	0	0
11/9	ARIZONA	4	1	5	1.0/6	0/0	0	0	0
11/17	at San Francisco	1	1	2	0.0/0	0/0	0	0	0
11/23	at Cleveland	3	0	3	0.0/0	0/0	1	0	0
11/30	CINCINNATI	6	1	7	0.0/0	0/0	1	0	0
12/7	OAKLAND	5	0	5	0.0/0	0/0	0	0	1
12/14	at N.Y. Jets	1	2	3	0.0/0	0/0	0	0	0
12/21	SAN DIEGO	3	2	5	1.0/7	0/0	0	0	0
12/28	at Baltimore	8	2	10	0.0/0	0/0	0	0	0
SEASON TOTALS		47	15	62	5.0/43	0/0	2	1	1

2002

Date	Opponent	I	AT	TOT	Sack/ YDS	INT	PD	FF	FR
					INACTIVE				
9/9	at New England	4	1	5	0.0/0	0/0	1	0	0
9/15	OAKLAND	10	0	10	3.0/16	2/14	2	0	0
9/29	CLEVELAND	6	1	7	0.0/0	1/27	0	0	0
10/6	at New Orleans	5	1	6	1.0/8	0/0	0	0	0
10/13	at Cincinnati	7	2	9	2.0/10	0/0	0	1	0
10/21	INDIANAPOLIS	5	0	5	0.0/0	0/0	0	0	0
10/27	at Baltimore	6	3	9	0.0/0	1/12	2	0	0
11/3	at Cleveland	4	1	5	0.0/0	0/0	0	0	0
11/10	ATLANTA	8	0	8	1.0/7	0/0	2	1	1
11/17	at Tennessee	5	1	6	0.0/0	0/0	0	0	1
11/24	CINCINNATI	5	1	6	0.0/0	0/0	0	0	0
12/1	at Jacksonville	1	0	1	0.0/0	0/0	0	0	0
12/8	HOUSTON	1	1	2	1.0/5	0/0	0	0	0
12/15	CAROLINA	2	1	3	0.0/0	0/0	0	0	0
12/23	at Tampa Bay	1	3	4	1.0/10	0/0	1	0	0
12/29	BALTIMORE	3	0	3	0.0/0	0/0	0	0	0
SEASON TOTALS		73	16	89	9.0/56	4/153	8	2	2

POSTSEASON

1/5	CLEVELAND	7	0	7	1.0/15	0/0	0	0	0
1/11	at Tennessee	5	3	8	0.0/0	0/0	0	0	0
POSTSEASON TOTALS		12	3	15	1.0/15	0/0	0	0	0



PORTER'S GAME-BY-GAME STATISTICS (cont.)

2001

Date	Opponent	I	AT	TOT	Sack/		PD	FF	FR
					YDS	INT			
9/9	at Jacksonville	6	2	8	0.0/0	0/0	0	0	0
9/30	at Buffalo	4	2	6	1.0/9	0/0	0	0	0
10/7	CINCINNATI	4	1	5	0.0/0	0/0	0	0	0
10/14	at Kansas City	4	0	4	0.0/0	0/0	0	0	0
10/21	at Tampa Bay	7	0	7	4.0/29	0/0	1	0	0
10/29	TENNESSEE	6	0	6	0.0/0	0/0	0	0	0
11/4	BALTIMORE	6	1	7	2.0/12	0/0	0	0	0
11/11	at Cleveland	3	1	4	0.0/0	0/0	0	1	0
11/18	JACKSONVILLE	7	2	9	1.0/3	0/0	2	1	0
11/25	at Tennessee	2	1	3	0.0/0	0/0	0	0	0
12/2	MINNESOTA	2	0	2	0.0/0	0/0	0	0	0
12/9	N.Y. JETS	3	0	3	0.0/0	0/0	0	0	0
12/16	at Baltimore	2	0	2	0.0/0	0/0	0	0	0
12/23	DETROIT	2	0	2	1.0/9	0/0	0	1	0
12/30	at Cincinnati	2	2	4	0/0	0/0	0	0	1
1/6/02	CLEVELAND				INACTIVE				
SEASON TOTALS		60	12	72	9.0/62	0/0	3	3	1

POSTSEASON

1/20	BALTIMORE	2	4	6	1.0/5	0/0	2	0	0
1/27	NEW ENGLAND	4	1	5	0.0/0	0/0	1	0	0
POSTSEASON TOTALS		6	5	11	1.0/5	0/0	3	0	0

2000

Date	Opponent	I	AT	TOT	Sack/		PD	FF	FR
					YDS	INT			
9/3	BALTIMORE	4	1	5	0.0/0	0	1	0	0
9/17	at Cleveland	1	1	2	0.0/0	0	0	0	0
9/24	TENNESSEE	0	2	2	0.0/0	0	0	0	0
10/1	at Jacksonville	1	2	3	1.0/3	0	0	0	0
10/8	at N.Y. Jets	2	1	3	1.0/5	0	0	1	0
10/15	CINCINNATI	7	1	8	3.0/20	0	0	1	0
10/22	CLEVELAND	1	1	2	0.0/0	0	0	0	0
10/29	at Baltimore	6	4	10	2.0/13	0	0	0	0
11/5	at Tennessee	7	1	8	0.0/0	1	2	0	0
11/12	PHILADELPHIA	5	0	5	0.0/0	0	0	0	1
11/19	JACKSONVILLE	4	2	6	1.0/4	0	0	0	0
11/26	at Cincinnati	5	3	8	1.0/6	0	0	0	0
12/3	OAKLAND	1	0	1	0.0/0	0	0	0	0
12/10	at N.Y. Giants	0	2	2	0.0/0	0	0	0	0
12/16	WASHINGTON	3	1	4	0.0/0	0	0	0	0
12/24	at San Diego	2	1	3	1.5/10.5	0	0	0	0
SEASON TOTALS		51	23	74	10.5/68.5	1	3	2	1



PORTER'S GAME-BY-GAME STATISTICS (cont.)

1999

Date	Opponent	T	AT	TOT	Sack/		PD	FF	FR
					YDS	INT			
9/12t	at Cleveland	2	0	2	1/7	0/0	0	0	0
9/19	at Baltimore	0	0	0	0/0	0/0	0	0	0
9/26	SEATTLE	0	0	0	0/0	0/0	0	0	1
10/3	JACKSONVILLE	0	0	0	0/0	0/0	0	0	0
10/10	at Buffalo	0	0	0	0/0	0/0	0	0	0
10/17	at Cincinnati	0	0	0	0/0	0/0	0	0	0
10/25	ATLANTA	0	0	0	0/0	0/0	0	0	0
11/7	at San Francisco	0	0	0	0/0	0/0	0	0	0
11/14	CLEVELAND	0	0	0	0/0	0/0	0	0	0
11/21	at Tennessee	0	0	0	0/0	0/0	0	0	0
11/28	CINCINNATI	0	0	0	0/0	0/0	0	0	0
12/2	at Jacksonville	0	0	0	0/0	0/0	0	0	0
12/12	BALTIMORE	0	0	0	0/0	0/0	0	0	0
12/18	at Kansas City	1	1	2	0/0	0/0	0	0	0
12/26	CAROLINA	2	1	3	0/0	0/0	0	0	0
1/2	TENNESSEE	6	2	8	1/8	0/0	0	1	1
SEASON TOTALS		11	4	13	2/15	0/0	0	1	2

PORTER'S CAREER STATISTICS

Regular Season

TACKLES	Solo	AT	Tot.	Sp.T.	Sacks	FF	FR	INTERCEPTIONS	No.	Yds.	Avg.	LG	TD
1999 Pittsburgh (AFC)	11	4	15	17	2.0	2	1	1999 Pittsburgh (AFC)	0	0	0.0	—	0
2000 Pittsburgh (AFC)	51	23	74	1	10.5	2	1	2000 Pittsburgh (AFC)	1	0	0.0	0	0
2001 Pittsburgh (AFC)	60	12	72	0	9.0	3	1	2001 Pittsburgh (AFC)	0	0	0.0	0	0
2002 Pittsburgh (AFC)	73	16	89	0	9.0	2	2	2002 Pittsburgh (AFC)	4	153	38.3	84	0
2003 Pittsburgh (AFC)	47	15	62	0	5.0	0	2	2003 Pittsburgh (AFC)	0	0	0.0	—	0
2004 Pittsburgh (AFC)	45	18	63	0	7.0	3	0	2004 Pittsburgh (AFC)	1	3	3.0	3	0
NFL Totals	287	88	375	18	42.5	12	7	NFL Totals	6	156	26.0	84	0

Postseason

TACKLES	Solo	AT	Tot.	Sp.T.	Sacks	FF	FR	INTERCEPTIONS	No.	Yds.	Avg.	LG	TD
2001 Pittsburgh (AFC)	6	5	11	0	1.0	0	0	2001 Pittsburgh (AFC)	0	0	0.0	0	0
2002 Pittsburgh (AFC)	12	3	15	0	1.0	0	0	2002 Pittsburgh (AFC)	0	0	0.0	0	0
2004 Pittsburgh (AFC)	6	3	9	0	1.0	0	0	2004 Pittsburgh (AFC)	0	0	0.0	0	0
NFL Totals	24	11	35	0	3.0	0	0	NFL Totals	0	0	0.0	0	0

82 ANTWAAN RANDLE EL

WIDE RECEIVER

Steelers



HEIGHT-5-10

WEIGHT-192

COLLEGE-Indiana

BIRTHDATE-August, 17, 1979

BIRTHPLACE-Riverdale, Ill.

HOW ACQUIRED-D2-'02 (#30, 62)

NFL EXPERIENCE-4th Year

GAMES PLAYED-STARTED/POSTSEASON-'02 (16-0/2-0), '03 (16-1/0-0), '04 (16-7/2-0)

CAREER TOTALS: 48-8 (4-0)

PRO: Has blossomed into a dynamic multi-purpose performer...has an uncanny ability to get open and adjust to the football, while possessing exceptional hands...is an excellent punt and kick returner with the ability to take it the distance on any given return. **2004:** Had a lot more opportunities as a receiver in 2004 while filling in for Plaxico Burress, who missed five games with a hamstring injury...started five games as split end...finished second on the team with 43 receptions for 601 yards and three TDs...9/12 vs. *Oakland*: caught one pass for 11 yards...also averaged 11 yards on two punt returns and 25.3 yards on three kickoff returns (76 total yards), including a long of 36 yards...9/19 at *Baltimore*: caught three passes for 29 yards, including a long of 20 yards...also scored his first TD of the season, a three-yard strike from Ben Roethlisberger...returned three punts for 11 yards and two kickoffs for 42 yards, including a long of 30...9/26 at *Miami*: caught one pass for seven yards...also had a run of four yards...returned two kickoffs for 74 yards, including a long of 41...had two punt returns for a yard...10/3 vs. *Cincinnati*: had a terrific all-around day—receiving, rushing and kick returning...compiled 101 all-purpose yards...had two receptions for 24 yards, including a long of 20 yards...also ran twice for six yards...had two punt returns for six yards and 65 yards on two kickoff returns...10/10 vs. *Cleveland*: combined for 71 yards in total yardage...caught two passes for 29 yards...returned four punts for four yards and two kickoffs for 36 yards...10/17 at *Dallas*: had 22 total offensive yards and added another 44 in kick returns...finished with three rushes for 11 yards and caught a pass for 11 yards...had 21 yards on two punt returns, including a long of 15 and 11.5-yard average on two kickoff returns...10/31 vs. *New England*: collected a career single-game high six receptions for 44 yards, including a long of 20 yards...also returned two punts for 10 yards and averaged 28.3 yards on four kickoff returns (113 total yards)...11/7 vs. *Philadelphia*: total 39 all-purpose yards...had one reception for six yards and a 12-yard run from a direct snap...also returned five punts for 21 yards, including a long of 10...11/14 at *Cleveland*: totaled 96 yard in total offense...had a key reception of 19 yards on third-

CAREER HIGHLIGHTS

- ◆ 2004 Pro Bowl Alternate (Specialist)
- ◆ 2003 AFC Special Teams Player of Week (Week 8)
- ◆ 2003 Longest Steelers' Punt Return for TD (84, Oct. 26 vs. St. Louis)
- ◆ 2002 AFC All-Rookie Team (Punt Returner)
- ◆ 2002 AFC Rookie of Week (Week 4)



down to give the Steelers a first down...also gained 29 yards on two punts, including a season-long, 29-yard return...returned two kickoffs for 48 yards...*11/21 at Cincinnati*: had a big day on returns and moved into the role as second receiver when Plaxico Burress left the game in the second quarter with a hamstring injury...averaged 11.9 yards (83 total) on seven punts, including three of 20 or more yards...also had 50 yards on two kickoff returns, including a long of 27...caught two passes for 17 yards...*11/28 vs. Washington*: produced another huge day returning punts, while making his second pro start in place of the injured Plaxico Burress...averaged 18.5 yards (111 total yards) on six punt returns, including a long of 60...also had a 44-yard return nullified by penalty that netted just three yards...caught two passes for 37 yards, including a long of 27...*12/5 at Jacksonville*: made his second-straight start for the injured Plaxico Burress...led the team with five receptions for 71 yards and a 14.2-yard average...also returned one punt for 10 yards with one fair catch...*12/12 vs. N.Y. Jets*: had one reception for 11 yards and returned two punts for minus-six yards...*12/18 at N.Y. Giants*: became the first Steelers since Louis Lipps in 1988 (Nov. 13 vs. Philadelphia) to catch and throw a TD pass in a game...finished with a career-high 149 yards on five receptions for a 29.8-yard average...also had one punt return...*12/26 vs. Baltimore*: tied Plaxico Burress and Hines Ward for a team-high three receptions for 55 yards, including a long of 33 yards...*1/2/05 at Buffalo*: led the team with a season-high seven catches for 81 yards, including a 16-yard TD catch from quarterback Tommy Maddox...also returned one punt for 18 yards...*1/15/05 vs. N.Y. Jets*: had one reception for six yards...also returned four punts for a 6.3-yard average (25 total yards) and had one kickoff return for 20 yards...*1/23/05 vs. New England*: collected three receptions for 52 yards, a 17.3-yard average, including a team-long 34-yarder he nearly took for a TD...also returned three punts for 40 yards, a 17.3-yard average, and four kickoffs for 75 yards, an 18.8-yard average. **2003**: Finished with 37 receptions for 364 yards and one TD...also gained 75 yards on 15 carries and completed three-of-four passes for six yards...compiled 542 yards and two TDs on 45 punt returns for a 12-yard average, which ranked third in the AFC...also returned 24 kickoffs for 466 yards and a 19.4-yard average...*9/7 vs. Baltimore*: did a little bit of everything in season-opener, even taking two snaps from center...caught one pass for 13 yards and rushed three times for minus-nine yards...also returned a punt for nine yards...*9/14 at Kansas City*: collected three receptions for 15 yards...also had a big day in returns, averaging a solid 26.4 yards on five kickoff returns, including a long of 29 yards...*9/28 vs. Tennessee*: had five receptions for 47 yards, including a long of 20 yards...also ran once for 15 yards...returned three punts for 17 yards and one kickoff for 23 yards...*10/5 vs. Cleveland*: had three receptions for 25 yards and a rushing attempt for three yards...also returned four punts for 39 yards (9.8 avg.)...had a then career-long 30-yard return...also returned two kickoffs for 32 yards...*10/12 at Denver*: did a little bit of everything...caught one pass for seven yards, had two runs totaling seven yards and completed one pass for four yards...also averaged 7.2 yards on five punts (36 total yards) and returned one kickoff for 23 yards...*10/26 vs. St. Louis*: returned his first punt for a touchdown in the regular season—second overall—when he raced 84 yards for a score in the first quarter...also had two receptions for 13 yards and had two rushes for 39 yards, one on which he took a direct snap from center and ran 32 yards...*11/2 at Seattle*: caught three passes for 45 yards, including a 29-yard strike from Tommy Maddox, Randle El's longest reception of the season...also returned two punts for eight yards and two kickoffs for 41 yards...*11/9 vs. Arizona*: returned his second punt of the season for a TD (52 yards) to tie a Steelers record for most punt





return TDs in a season...averaged 21.3 yards on three punt returns...also had one kickoff return for 22 yards...had one carry for minus-three yards...*11/3 vs. Cincinnati*: had one reception for nine yards, a key reception on the Steelers' go-ahead TD...also fielded one punt for a fair catch...*12/7 vs. Oakland*: produced a huge day, accumulating 225 yards in combined yards...totaled 69 yards from scrimmage, 48 yards on three receptions and 11 yards on two rushing attempts...also amassed 132 yards on five punt returns for a 26.4-yard average and 34 yards on his only kickoff return...*12/28 at Baltimore*: led the team with a season-high six receptions for 41 yards...also returned four punts for 62 yards and a 15.5-yard average...gained one yard on one rushing attempt. **2002**: Made quite a pro debut, making one spectacular play after another...was selected to the *Pro Football Weekly* All-AFC Rookie Team as a punt returner...finished third on the team with 47 receptions for 489 yards and two TDs...averaged 10.4 yards a catch...also had 134 rushing yards on 19 carries...led the team with 733 kickoff return yards on 32 returns (22.9 avg.), including a 99-yard return for a TD...also led the team with 733 punt-return yards on 37 returns for a 6.9-yard average...completed seven-of-eight passes for 45 yards...*9/9 at New England*: caught six passes for 87 yards in season-opener for a team-high 14.5-yard average...also had one rushing attempt for nine yards...returned two punts for nine yards...*9/29 vs. Cleveland*: displayed his elusiveness and versatility...caught five passes for 51 yards (10.2-yard average) and had two rushing attempts for eight yards...also three kickoffs for 81 yards, including a long of 33 yards...*10/6 at New Orleans*: tied Hines Ward for the team lead with five receptions for 48 yards...also returned three punts for 35 yards and broke one for 29 yards late in the fourth quarter, his longest punt return of the season...had four kickoff returns for 69 yards, a 17.3 average...*10/13 at Cincinnati*: had another spectacular day and was selected as the AFC Rookie of the Week for his performance...scored his first TD as a pro, returning the second-half kickoff 99 yards—on a fake reverse—for the second-longest kickoff return in Steelers history and the first kickoff return for a TD since Dec. 24, 2000...also had a nifty run on a reverse for 24 yards and had one reception for 25 yards...*10/27 at Baltimore*: accumulated 105 total yards, including 86 on returns...nearly broke his second kickoff for a TD, stumbling after breaking the containment, for a 37-yard return...finished with two kickoff returns for 55 yards...also had a long punt return of 16 yards on two returns for 31 yards...caught one pass for three yards and had one rushing attempt for 16 yards...*11/3 at Cleveland*: lined up at receiver, running back and quarterback in the Steelers' mixture of trick plays...had three receptions for 18 yards...also completed two-of-two passes for 26 yards, including a 25-yard shuttle pass to Amos Zereoue...ran once for two yards...returned one punt for 11 yards and one kickoff for 12 yards...*11/10 vs. Atlanta*: totaled 132 yards, including 74 yards from scrimmage...ran twice for 23 yards, including a long of 13, and had three receptions for 36 yards, including a 36-yard catch...returned four punts for 23 yards...*12/1 at Jacksonville*: was held without a reception for the first time during the season...completed one pass but for minus-one yard...returned three punts for six yards and three kickoffs for 79 yards, including a long of 30 yards...*12/8 vs. Houston*: had an active day in all phases...caught eight passes for 88 yards, including a long of 26...also had one carry for 11 yards and threw one pass for a yard...returned six punts for 40 yards...*12/23 at Tampa Bay*: scored his first offensive TD on an 11-yard pass from Tommy Maddox on the Steelers' initial drive of the game...also had one carry for four yards and was 1-of-1 for eight yards in passing...returned three punts for 33 yards and one kickoff for 21 yards...*12/29 vs. Baltimore*: scored his second offensive touchdown of the season in as many weeks on



an eight-yard--eventual game-winning--pass from Tommy Maddox...finished with three receptions for 34 yards and one rushing attempt for two yards...also returned three kickoffs for 86 yards for an impressive 28.7-yard average...had a long of 45 yards...1/5/03 vs. *Cleveland*: returned his first punt for a touchdown in his career—66 yards—and also the first by Steeler in postseason history in the Wild Card game...had an active day as a receiver and returner...caught five passes for 85 yards, including a long of 30...also had one run for three yards...returned four punts for 77 yards, a 19.3-yard average...returned two kickoffs for 31 yards, a 15.5-yard average...1/11 at *Tennessee*: compiled 135 yards in total offense in the Divisional Playoff game...finished with four receptions for 53 yards, including a long of 30 yards...also had one run for 11 yards...had two punt returns for 14 yards and 19 yards on three kickoff returns (57 total yards).

COLLEGE: Finished college career as the most statistically productive dual-threat quarterback in NCAA history...gained 11,384 total yards with 86 touchdowns on 1,917 plays, averaging 258.7 yards per game in total offense...is the only player in NCAA Division I-A history to reach 6,000 yards passing and 3,000 yards rushing and also the only player to pass for 40 touchdowns and score 40 touchdowns...completed 528-of-1,060 passes (49.8%) for 7,489 yards and 42 touchdowns in 44 games...rushed for 3,895 yards and 44 scores on 857 carries (4.5 avg.)...caught seven passes for 90 yards (12.9 avg.) and a touchdown...punted 17 times for 569 yards (33.5 avg.) and returned 16 punts for 149 yards (9.3 avg.)...was an All-American and All-Big Ten Conference first-team selection as an all-purpose back by *The NFL Draft Report* as a senior in 2001...added national first-team honors from the Football Writers Association...was a second-team All-Big Ten Conference choice as a junior...was a two-time (1999 and 2000) semi-finalist for the Davey O'Brien Award, given to the nation's top quarterback...voted Big Ten Freshman of the Year in 1998...majored in sports communication and broadcasting.

PERSONAL: Ranked as one of the top five football prospects in the Midwest following his senior season at Thornton High in Harvey, Ill...voted first-team All-State and the Illinois Gatorade Player-of-the-Year in 1996...rushed for 1,442 yards and 15 touchdowns and passed for 1,069 yards and 12 touchdowns as a senior...led his basketball team to back-to-back state runner-up finishes as a junior and senior and led the state of Illinois in assists in 1997...was a 14th-round draft selection of the Chicago Cubs in 1997...is the son of Jacqueline and Curtis Randle El...older brother, Curtis, was a defensive back at Indiana (1996-99) who played in 32 career games (19 starts)...has a younger brother, Marcus, who is a freshman football player at Wisconsin...Full name: Antwaan Randle El.



RANDLE EL'S GAME-BY-GAME STATISTICS

RECEIVING

RUSHING

2004

Date	Opponent	No.	Yds.	Avg.	LG.	TD	No.	Yds.	Avg.	LG.	TD
9/12	OAKLAND	1	11	11.0	11	0	0	0	0.0	—	0
9/19	at Baltimore	3	29	9.7	20	1	1	1	1.0	1	0
9/26	at Miami	1	7	7.0	7	0	1	4	4.0	4	0
10/3	CINCINNATI	2	24	12.0	20	0	2	6	3.0	7	0
10/10	CLEVELAND	2	19	14.5	15	0	0	0	0.0	—	0
10/17	at Dallas	1	11	11.0	11	0	3	11	3.7	6	0
10/31	NEW ENGLAND	6	44	7.3	20	0	0	0	0.0	—	0
11/7	PHILADELPHIA	1	6	6.0	6	0	1	12	12.0	12	0
11/14	at Cleveland	1	19	19.0	19	0	0	0	0.0	—	0
11/21	at Cincinnati	2	17	8.5	11	0	0	0	0.0	—	0
11/28	WASHINGTON	2	37	18.5	27	0	0	0	0.0	—	0
12/5	at Jacksonville	5	71	14.2	18	0	0	0	0.0	—	0
12/12	N.Y. JETS	1	11	11.0	11	0	0	0	0.0	—	0
12/18	at N.Y. Giants	5	149	29.8	39	1	0	0	0.0	—	0
12/26	BALTIMORE	3	55	18.3	33	0	0	0	0.0	—	0
1/2/05	at Buffalo	7	81	11.6	23	1	0	0	0.0	—	0
SEASON TOTALS		43	591	13.7	39	3	8	34	4.3	12	0

POSTSEASON

1/15	N.Y. JETS	1	6	6.0	6	0	0	0	0.0	—	0
1/23	NEW ENGLAND	3	52	17.3	34	0	0	0	0.0	—	0
POSTSEASON		4	58	14.5	34	0	0	0	0.0	—	0

KICKOFF RETURNS

PUNT RETURNS

Date	Opponent	No.	Yds.	Avg.	LG.	TD	No.	FC	Yds.	Avg.	LG.	TD
9/12	OAKLAND	3	76	25.3	36	0	2	1	22	11.0	15	0
9/19	at Baltimore	2	42	21.0	30	0	3	2	11	3.7	6	0
9/26	at Miami	2	74	37.0	41	0	2	0	1	0.5	1	0
10/3	CINCINNATI	2	65	32.5	35	0	2	3	6	3.0	6	0
10/10	CLEVELAND	2	36	18.0	21	0	4	1	12	3.0	9	0
10/17	at Dallas	2	23	11.5	13	0	2	2	21	10.5	15	0
10/31	NEW ENGLAND	4	113	28.3	37	0	2	0	10	5.0	9	0
11/7	PHILADELPHIA	0	0	0.0	—	0	5	0	21	4.2	10	0
11/14	at Cleveland	2	48	24.0	26	0	2	1	29	14.5	29	0
11/21	at Cincinnati	2	50	25.0	27	0	7	0	83	11.9	30	0
11/28	WASHINGTON	0	0	0.0	—	0	6	0	111	18.5	60	0
12/5	at Jacksonville	0	0	0.0	—	0	1	1	10	10.0	10	0
12/12	N.Y. JETS	0	0	0.0	—	0	2	1	-6	-3.0	-1	0
12/18	at N.Y. Giants	0	0	0.0	—	0	1	1	-2	-2.0	-2	0
1/2/05	at Buffalo	0	0	0.0	—	0	1	0	18	18.0	18	0
SEASON TOTALS		21	527	25.1	41	0	42	13	347	8.3	60	0

POSTSEASON

1/15	N.Y. JETS	1	20	20.0	20	0	4	0	25	6.3	11	0
1/23	NEW ENGLAND	4	75	18.8	26	0	3	0	40	13.3	22	0
POSTSEASON TOTALS		5	95	19.0	26	0	7	0	65	9.3	22	0



RANDLE EL'S GAME-BY-GAME STATISTICS (cont.)

RECEIVING

RUSHING

2003

Date	Opponent	No.	Yds.	Avg.	LG.	TD	No.	Yds.	Avg.	LG.	TD
9/7	BALTIMORE	1	13	13.0	13	0	3	-9	-3.0	5	0
9/14	at Kansas City	3	15	5.0	7	0	0	0	0.0	—	0
9/21	at Cincinnati	2	19	9.5	12	0	1	5	5.0	5	0
9/28	TENNESSEE	5	47	9.4	20	0	1	15	15.0	15	0
10/5	CLEVELAND	3	25	8.3	11	0	1	3	3.0	3	0
10/12	at Denver	1	7	7.0	7	0	2	7	3.5	7	0
10/26	ST. LOUIS	2	13	6.5	7	0	2	39	19.5	32	0
11/2	at Seattle	3	45	15.0	29	0	0	0	0.0	—	0
11/9	ARIZONA	0	0	0.0	—	0	1	-3	-3.0	-3	0
11/17	at San Francisco	4	61	15.3	32t	1	0	0	0.0	—	0
11/23	at Cleveland	1	7	7.0	7	0	0	0	0.0	—	0
11/30	CINCINNATI	1	9	9.0	9	0	0	0	0.0	—	0
12/7	OAKLAND	3	48	16.0	24	0	2	11	5.5	18	0
12/14	at N.Y. Jets	2	14	7.0	10	0	0	0	0.0	—	0
12/21	SAN DIEGO	0	0	0.0	—	0	1	6	6.0	6	0
12/28	at Baltimore	6	41	6.8	14	0	1	1	1.0	1	0
SEASON TOTALS		37	364	9.8	32t	1	15	75	5.0	32	0

KICKOFF RETURNS

PUNT RETURNS

Date	Opponent	No.	Yds.	Avg.	LG	TD	No.	FC	Yds.	Avg.	LG	TD
9/7	BALTIMORE	0	0	0.0	—	0	1	3	9	9.0	9	0
9/14	at Kansas City	5	132	26.4	29	0	2	0	9	4.5	7	0
9/21	at Cincinnati	1	11	11.0	11	0	3	1	13	4.3	6	0
9/28	TENNESSEE	1	23	23.0	23	0	3	0	17	5.7	9	0
10/5	CLEVELAND	2	32	16.0	19	0	4	0	39	9.8	30	0
10/12	at Denver	1	23	23.0	23	0	5	0	36	7.2	12	0
10/26	ST. LOUIS	1	27	27.0	27	0	4	1	92	23.0	84t	1
11/2	at Seattle	2	41	20.5	22	0	2	1	8	4.0	5	0
11/9	ARIZONA	1	22	22.0	22	0	3	1	64	21.3	52t	1
11/17	at San Francisco	3	37	12.3	16	0	1	0	0	0.0	—	0
11/23	at Cleveland	2	24	12.0	17	0	2	0	9	4.5	9	0
11/30	CINCINNATI	0	0	0.0	—	0	0	1	0	0.0	0	0
12/7	OAKLAND	1	34	34.0	34	0	5	0	132	26.4	51	0
12/14	at N.Y. Jets	1	17	17.0	17	0	4	1	49	12.3	24	0
12/21	SAN DIEGO	2	43	14.3	25	0	2	1	3	1.5	3	0
12/28	at Baltimore	0	0	0.0	—	0	4	2	62	15.5	24	0
SEASON TOTALS		23	466	20.3	29	0	45	12	542	12.0	84t	2



RANDLE EL'S GAME-BY-GAME STATISTICS (cont.)

RECEIVING

RUSHING

2002

Date	Opponent	No.	Yds.	Avg.	LG.	TD	No.	Yds.	Avg.	LG.	TD
9/9	at New England	6	87	14.5	27	0	1	9	9.0	9	0
9/15	OAKLAND	2	23	11.5	17	0	1	10	10.0	10	0
9/29	CLEVELAND	5	51	10.2	20	0	2	8	4.0	8	0
10/6	at New Orleans	5	48	9.6	22	0	1	-10	-10.0	-10	0
10/13	at Cincinnati	1	25	25.0	25	0	1	24	24.0	24	0
10/21	INDIANAPOLIS	1	9	9.0	9	0	3	27	9.0	16	0
10/27	at Baltimore	1	3	3.0	3	0	1	16	16.0	16	0
11/3	at Cleveland	3	18	6.0	6	0	1	2	2.0	2	0
11/10	ATLANTA	3	51	17.0	36	0	2	23	11.5	13	0
11/17	at Tennessee	5	26	5.2	9	0	0	0	0.0	—	0
11/24	CINCINNATI	2	10	5.0	5	0	1	-2	-2.0	-2	0
12/1	at Jacksonville	0	0	0.0	—	0	0	0	0.0	—	0
12/8	HOUSTON	8	88	11.0	26	0	1	11	11.0	11	0
12/15	CAROLINA	1	5	5.0	5	0	2	10	5.0	5	0
12/23	at Tampa Bay	1	11	11.0	11	1	1	4	4.0	4	0
12/29	BALTIMORE	3	34	11.3	14	1	1	2	2.0	2	0
SEASON TOTALS		47	489	10.4	36	2	19	134	7.1	24	0
POSTSEASON											
1/5	CLEVELAND	5	85	17.0	30	0	1	3	3.0	3	0
1/11	at Tennessee	4	53	13.3	30	0	1	11	11.0	11	0
POSTSEASON TOTALS		9	138	15.3	30	0	2	14	7.0	11	0

KICKOFF RETURNS

PUNT RETURNS

Date	Opponent	No.	Yds.	Avg.	LG.	TD	No.	FC	Yds.	Avg.	LG.	TD
9/9	at New England	0	0	0.0	—	0	2	2	9	4.5	9	0
9/15	OAKLAND	3	77	25.7	31	0	2	1	17	8.5	14	0
9/29	CLEVELAND	3	81	27.0	33	0	4	1	14	3.5	7	0
10/6	at New Orleans	4	69	17.3	20	0	3	0	35	11.7	29	0
10/13	at Cincinnati	1	99	99.0	99	1	1	0	-1	-1.0	-1	0
10/21	INDIANAPOLIS	1	7	7.0	7	0	1	0	0	0.0	—	0
10/27	at Baltimore	2	55	27.5	37	0	2	0	31	15.5	19	0
11/3	at Cleveland	1	12	12.0	12	0	1	2	11	11.0	11	0
11/10	ATLANTA	2	36	18.0	23	0	4	3	23	5.8	22	0
11/17	at Tennessee	2	32	16.0	18	0	1	1	13	13.0	13	0
11/24	CINCINNATI	1	20	20.0	20	0	4	0	27	6.8	15	0
12/1	at Jacksonville	3	79	26.3	30	0	3	1	6	2.0	6	0
12/8	HOUSTON	2	26	13.0	15	0	6	0	40	6.7	13	0
12/15	CAROLINA	3	33	11.0	18	0	0	0	0	0.0	—	0
12/23	at Tampa Bay	1	21	21.0	21	0	3	0	33	11.0	22	0
12/29	BALTIMORE	3	86	28.7	45	0	0	0	0	0.0	—	0
SEASON TOTALS		32	733	22.9	99	1	37	11	258	7.0	29	0
POSTSEASON												
1/5	CLEVELAND	2	31	15.5	18	0	4	2	77	19.3	66	1
1/11	at Tennessee	3	57	19.0	32	0	2	1	14	7.0	9	0
POSTSEASON TOTALS		5	88	17.6	32	0	6	3	91	15.2	66	1

Randle El's Career Single-Game Highs

Regular Season

Receptions- 8 (12/8/02 vs. Houston)
 Yards Receiving- 149 (12/18/04 at N.Y. Giants)
 Longest Reception- 39 (12/18/04 at N.Y. Giants)
 TDs Receiving- 1 (Last: 1/2/05 at Buffalo)
 Kickoff Returns- 5 (9/14/03 at Kansas City)
 Kickoff Return Yards- 132 (9/14/03 at Kansas City)
 Longest Kickoff Return- 99t (10/13/02 at Cincinnati)
 Punt Returns- 6 (12/8/02 vs. Houston)
 Punt Return Yards- 132 (12/7/03 vs. Oakland)
 Longest Punt Return- 84t (10/26/03 vs. St. Louis)

Postseason

Receptions-5 (1/5/03 vs. Cleveland)
 Yards Receiving- 85 (1/5/03 vs. Cleveland)
 Longest Reception- 30 (twice, Last: 1/11/03 at Tenn.)
 TDs Receiving- 0
 Kickoff Returns- 4 (1/23/05 vs. New England)
 Kickoff Return Yards- 75 (1/23/05 vs. New England)
 Longest Kickoff Return- 32 (1/11/03 at Tennessee)
 Punt Returns- 4 (Last: 1/15/05 vs. N.Y. Jets)
 Punt Return Yards- 77 (1/5/03 vs. Cleveland)
 Longest Punt Return- 66t (1/5/03 vs. Cleveland)

HANDLE EL'S CAREER STATISTICS

Regular Season

RECEIVING

	No.	Yds.	Avg.	LG	TD
2002 Pittsburgh (AFC)	47	489	10.4	36	2
2003 Pittsburgh (AFC)	37	364	9.8	32t	1
2004 Pittsburgh (AFC)	43	601	14.0	39	3
NFL Totals	127	1,454	11.4	39	6

RUSHING

	No.	Yds.	Avg.	LG	TD
2002 Pittsburgh (AFC)	19	134	7.1	24	0
2003 Pittsburgh (AFC)	15	75	5.0	32	0
2004 Pittsburgh (AFC)	8	34	4.3	12	0
NFL Totals	42	243	5.8	32	0

KICKOFF RETURN

	No.	Yds.	Avg.	LG	TD
2002 Pittsburgh (AFC)	32	733	22.9	99t	1
2003 Pittsburgh (AFC)	23	466	19.4	34	0
2004 Pittsburgh (AFC)	21	527	25.1	41	0
NFL Totals	76	1,726	22.8	99t	1

PUNT RETURN

	No.	FC	Yds.	Avg.	LG	TD
2002 Pittsburgh (AFC)	37	11	257	6.9	29	0
2003 Pittsburgh (AFC)	45	12	542	12.0	84t	2
2004 Pittsburgh (AFC)	41	13	347	8.0	60	0
NFL Totals	123	36	1,146	9.3	84t	2

Postseason

RECEIVING

	Att.	Yds.	Avg.	LG	TD
2002 Pittsburgh (AFC)	9	138	15.3	30	0
2004 Pittsburgh (AFC)	4	58	14.5	34	0
NFL Totals	13	196	15.1	34	0

RUSHING

	No.	Yds.	Avg.	LG	TD
2002 Pittsburgh (AFC)	2	14	7.0	11	0
2004 Pittsburgh (AFC)	0	0	0.0	—	0
NFL Totals	2	14	7.0	11	0

KICKOFF RETURN

	No.	Yds.	Avg.	LG	TD
2002 Pittsburgh (AFC)	5	88	17.6	32	0
2004 Pittsburgh (AFC)	5	95	19.0	26	0
NFL Totals	10	183	18.3	32	0

PUNT RETURN

	No.	FC	Yds.	Avg.	LG	TD
2002 Pittsburgh (AFC)	6	3	91	15.2	66t	1
2004 Pittsburgh (AFC)	7	0	65	9.3	22	0
NFL Totals	13	3	156	12.0	66t	1



87 WALTER RASBY

TIGHT END



HEIGHT — 6-3

WEIGHT — 255

COLLEGE — Wake Forest

BIRTHDATE — September 7, 1972

BIRTHPLACE — Washington, N.C.

HOW ACQUIRE — FA-'04

NFL EXPERIENCE — 11th Year

GAMES PLAYED-STARTED/POSTSEASON — '94 (2-0/0-0), '95 (9-2/0-0), '96 (16-1/2-0), '97 (14-2/0-0), '98 (16-16/0-0), '99 (16-5/1-0), '00 (16-8/0-0), '01 (16-11/0-0), '02 (13-9/0-0), '03 (16-6/0-0), '04 (10-8/2-0)

CAREER TOTALS: 144-68 (5-0)

STEELERS TOTALS: 6-2 (2-0)

PRO: Has developed a reputation in the NFL as a sturdy player who can anchor a line as a blocker and provide veteran leadership...returned to the Steelers in 2004 after originally entering the NFL in Pittsburgh in 1994 when he signed with the Steelers as a rookie free agent...spent time with the Carolina Panthers (1995-97), Detroit Lions (1998-00), Washington Redskins (2001-02, '04) and New Orleans Saints (2003)...has caught 63 passes for 577 yards (9.2 avg.) and five touchdowns during his NFL career. **2004:** Caught five passes for 52 yards (10.4 avg.) in 2004 with the Redskins with whom he spent the early portion of the season before being released on Oct. 19...1/23/05 vs. *New England*: caught his first pass as a Steeler and his first postseason pass, a six-yard reception. **2003:** Appeared in all 16 games for the Saints and started six, contributing at tight end and on special teams...finished the season with six catches for 55 yards. **2002:** Served as a solid contributor with his blocking skills to the Redskins offense...appeared in 13 games and started nine, recording eight receptions for 78 yards...10/6 at *Tennessee*: after being declared inactive for the first three games of the season due to a sprained knee injury, Rasby saw his first action of the season in a reserve role...10/13 vs. *New Orleans*: he recorded two catches for 20 yards...11/10 at *Jacksonville*: started and had two receptions for 11 yards...12/8 vs. *N.Y. Giants*: started and had two receptions for 24 yards with a long of 15. **2001:** Was a big contributor for the Redskins, both blocking and receiving...he started in 11 of 16 games played, finishing the season with 10 catches for a career-high 128 yards and two TDs, while his average of 12.8-yards-per-catch was also a personal season-best...began the season playing in a reserve role...10/21 vs. *Carolina*: was promoted to the starting lineup after starting tight end Stephen Alexander went down with a high-ankle sprain...11/4 vs. *Seattle*: made key blocks and recorded his first catch as a Redskin in that game...earned the game ball after he posted two receptions for 22 yards and scored his first TD of the season in Washington's 27-14 win...12/16 vs. *Philadelphia*: made two receptions for 32 yards, with a long of 22 yards and a season-high average of 16 yards...1/6/02 vs. *Arizona*: played his best game in the season finale and earned his second game ball of the season...posted three receptions for a career-high 45 yards, with a career-long 27 yards and a TD. **2000:** Excelled as a blocker and started eight games for



Detroit...caught 10 passes for 78 yards with one TD...11/23 at *N.Y. Giants*: had his best performance of the season when he started for the second-straight game and scored the Lions first TD on Charlie Batch's five-yard toss...totaled two catches for 17 yards in the game...11/12 at *Atlanta*: started for David Sloan, who was inactive with a hamstring injury...made a season-long 17-yard catch, which matched his then career-long. **1999**: Returned to the backup role the Lions originally signed him to fill and started six games as part of two TE sets...was used mostly as a reserve in short yardage and goal line situations...caught three passes for 19 yards and a TD...9/26 at *Kansas City*: catching his first pass, a three-yard TD reception...11/25 vs. *Chicago*: made a season-high two catches for 16 yards. **1998**: After signing with the Lions in the off-season, Rasby started all 16 games, posting career-highs of 15 catches and 119 receiving yards with a TD after catching only six passes in his first four seasons...remained the starter in the second half of the season despite projected starter David Sloan's return from the "physically-unable-to-perform" list in midseason...was used more as a blocker than receiver once Sloan returned...10/4 at *Chicago*: posted a team and career-high five catches for 39 yards...12/20 vs. *Atlanta*: had a team-high four catches for 34 yards...11/22 at *Tampa Bay*: caught his first-career TD pass on a three-yard, play-action toss. **1997**: In his last season with Carolina, he backed up Pro Bowl TE Wesley Walls, and also played on special teams...played in the first 14 games and started two when the Panthers opened in a two TE set...12/8 at *Dallas*: made his only catch of the season for one yard and then left the game with a sprained knee causing him to miss the remainder of the season. **1996**: Played in all 16 regular-season games with one start and played in both playoff games...was a big part of the Panthers improved ground game in which backs topped the 100-yard mark in 10 of 16 regular-season games...9/29 at *Jacksonville*: made his only start. **1995**: Signed with Carolina as a free agent (Oct. 17) after the Steelers released him in training camp...played in nine games with two starts, catching five passes for 47 yards plus a two-point conversion...11/26 at *New Orleans*: made his first NFL start, catching one pass for nine yards and the first two-point conversion in Panthers history...12/3 vs. *Indianapolis*: started...made one catch for 11 yards. **1994**: Signed with Pittsburgh as an undrafted free agent and made the team in training camp...played on special teams in two games and was inactive for the other 14 games...11/20 vs. *Miami*: made a special-teams tackle in his first pro action...12/24 at *San Diego*: played in the regular-season finale.

COLLEGE: Led Wake Forest in catches as a senior with 32 for 247 yards...totaled six catches for 90 yards in his previous three years as a reserver...as a senior in 1993, he received the team's annual Bill George Award as the Demon Deacons top linemen...majored in speech communications.

PERSONAL: Attended Washington High School in Washington, North Carolina...is married to Courtney...a two-sport athlete at Washington (N.C.) High, he was named to the *Charlotte Observer's* Top 25 list as a prep senior...also played forward on the basketball team...while with the Redskins, Saints and throughout his whole career, he has kept busy off the field working with each club's community relations departments...participated in the Redskins' United Way activities...participated in the Redskins Pentagon relief efforts, after the September 11th attacks, visiting rescue workers at the Pentagon, the burn victims at Washington hospital Center and fundraising throughout the season for the Redskins Relief Fund, benefiting the families of victims...Full name: Walter Rasby.



3 JEFF REED PLACEKICKER



HEIGHT — 5-11

WEIGHT — 232

COLLEGE — North Carolina

BIRTHDATE — April 9, 1979

BIRTHPLACE — Kansas City, Mo.

HOW ACQUIRE — Free Agent - '02 (Nov. 19, 2002)

NFL EXPERIENCE — 4th Year

GAMES PLAYED-STARTED/POSTSEASON — '02 (6-0/2-0), '03 (16-0), '04 (16-0/2-0)

CAREER TOTALS: 38-0 (4-0)

PRO: Joined the Steelers Nov. 20, 2002 as a free agent and quickly contributed. **2004:** Scored 100 points for the second-consecutive year...named the AFC Special Teams Player of the Month for Dec.-Jan., the second time in his career that he earned that award in that month (2002)...ended the year strong, with a string of 17-straight field goals (two shy of a team-record 19 set by Gary Anderson in 1994)...converted all 40 PATs and 28 of 33 field goals (84.8 percent)...*9/12 vs. Oakland:* kicked the game-winning field-goal (42 yards) on his only field-goal attempt with seven seconds remaining...converted all three PATs...*9/19 at Baltimore:* missed his only field-goal attempt from 48 yards (wide left)...connected on his only PAT attempt...*9/26 at Miami:* came up big when it counted again in miserable weather...rebounded from two missed field goals (one which he had to re-kick after making the first because of penalty) to make a 51-yard field goal, which was the eventual game-winner...tied his career long with the 51 yarder...scored seven points...*10/3 vs. Cincinnati:* converted all four PAT attempts...*10/10 vs. Cleveland:* scored 10 points, converting both field-goal attempts (47 and 26) and all four PAT attempts...*10/17 at Dallas:* connected on another key, long field goal, tying his career long with a 51-yard field goal in the first half to give the Steelers a 10-7 lead...converted all three of his PAT attempts for a seven-point game...*10/31 vs. New England:* finished with 10 points, including two-for-two in field-goal attempts and four-for-four in PAT attempts...*11/7 vs. Philadelphia:* converted two-of-three field goal attempts and added three PATs for 11 points...missed his first field-goal attempt of 33 yards but rebounded by nailing his next two...*11/14 at Cleveland:* scored six points, converting all three PAT attempts and one-of-two field goal attempts...*11/21 at Cincinnati:* nailed his only field-goal attempt of the day (32 yards) and both PAT attempts...*11/28 vs. Washington:* scored 10 points, converting three key field goals and his only extra-point attempt...*12/5 at Jacksonville:* kicked a game-winning 37-yard field goal with 1:37 remaining...also converted two PATs...*12/12 vs. N.Y. Jets:* was perfect again, converting both PAT attempts and a 34-yard field goal...*12/18 at N.Y. Giants:* had a 15 point day, converting all four field-goal attempts and three PATs...*12/26 vs. Baltimore:* scored eight points, two field

CAREER HIGHLIGHTS

- ◆ 2002 Set Steelers' Single-Game Record (6 FGs, Dec. 1 at Jacksonville)



goals and two PATs—his field-goal string to 12-straight converted...*1/2/05 at Buffalo*: continued his torrid pace, converting five-of-five field-goal attempts and both PATs for a 17-point performance...was selected as the AFC Special Teams Player of the Week for his performance...*1/15/05 vs. N.Y. Jets*: kicked his fourth game-winning field-goal of the season—his third to end the game—from 33 yards in overtime...connected on an earlier 45-yard attempt...also converted both of his PAT attempts...*1/23/05 vs. New England*: converted both of his field-goal attempts of 43 and 20 yards and all three PAT attempts for a nine-point performance. **2003**: Finished with 100 points for the first time in his brief career...converted 31-of-32 PAT attempts and 23-of-32 (71.9 percent) field-goal attempts...*9/14 at Kansas City*: kicked a career-long 51-yard field goal in his eight-point effort...added a 20-yard field goal and connected on two PAT attempts...*9/21 at Cincinnati*: missed his first field goal in his last 11 attempts...missed a 24-yard attempt on the Steelers' first offensive series—his first miss from inside the 30-yard line...*11/2 at Seattle*: had a big day, converting all three field-goal attempts and his only PAT attempt for a 10-point day...had a long of 49 yards...*11/9 vs. Arizona*: had a string of seven-straight field goals end with his 23-yard miss early in the game...converted all four of his PAT attempts...*12/7 vs. Oakland*: had a tough day in difficult weather conditions...converted two-of-four field-goal attempts and all three of his PAT attempts...made two 40-plus-yard attempts but missed from 47 and 48 yards...*12/14 at N.Y. Jets*: had a tough day in severe weather conditions...missed both field-goal attempts from 43 and 20 yards...was held scoreless for the first time this season...*12/21 vs. San Diego*: rebounded from a disappointing performance the previous game by converting both field-goal attempts, including a long of 47...tarnished an otherwise perfect day by missing his final of five PAT attempts, his first miss of the season. **2002**: Had an excellent season, converting 17-of-19 field goals (89.5 percent) and 25-of-26 PAT attempts...*11/24 vs. Cincinnati*: scored eight points in his pro debut and hit the eventual game-winning 45-yard field goal...his only mistake on the day was a missed PAT attempt...also had a 51-yard field goal attempt sail wide...*12/1 at Jacksonville*: had a record-setting performance in just his second appearance...tied a Steelers record with six field goals, including the eventual game-winning 50-yarder...tied for second-highest field goal total in NFL history...scored 19 of the team's 25 points...*12/8 vs. Houston*: connected on two-of-three field goal attempts...had a string of 11-straight end when he missed a 43-yarder in the fourth quarter...*12/15 vs. Carolina*: was perfect on six kicks—three PATs and three field-goal attempts—for 12 points...converted field goals of 36, 41 and 23 yards...*12/23 at Tampa Bay*: converted both PAT attempts and his only field-goal attempt of 26 yards for a five-point day...*12/29 vs. Baltimore*: continued his remarkable season...connected on all four of his kicks—two field goals (23 and 48) and both PAT attempts...finished with eight points...*1/5/03 vs. Cleveland*: missed his only field-goal attempt (46 yards) in the Wild Card game, but converted all four of his PAT attempts...*1/11/03 at Tennessee*: converted three-of-four field-goal attempts, missing a 44-yard attempt...made both PAT attempts.

COLLEGE: Had never kicked in a college game until the 2000 season, but emerged as one of the most consistent kickers in the country over his two college seasons...entered the 2000 season as a walk-on, but earned a scholarship with his results...was an honorable mention All-Atlantic Coast Conference pick as a senior and a second-team All-ACC player as a junior...made 16-of-20 field goal attempts and 30-of-30 extra point attempts and was one of 20 semifinalists for the

Lou Groza Award, given annually to the nation's top kicker...connected on 28-of-36 field goal attempts and 66-of-67 extra point tries...set a UNC record with 66-consecutive extra points...established a career best as a senior in 2001 with a 49-yard field goal against East Carolina with 2:48 remaining to help seal UNC's 24-21 win...connected on 12-of-16 field goal attempts as a senior...was also first-team Academic All-ACC...majored in journalism with a minor in communications.

PERSONAL: Earned all-conference and all-country honors at East Mecklenburg High School in Charlotte...kicked a 54-yard field goal, the longest in school history and the second-longest in state history...played four years of soccer and set school records for assists in a game, season and career...earned all-conference honors and led his team to the state finals...was a member of the National Honor Society and Spanish National Honor Society...his father, Morris, played basketball for Wichita State and his mother, Pam, was a cheerleader for Wichita State...his sister, Kristen, played soccer at UNC-Charlotte and one year professionally for the Carolina Speed...Full name: Jeffrey Montgomery Reed.

Reed's Career Single-Game Highs

Regular Season

Most Points- 19 (12/1/02 at Jacksonville)
Most FGs Attempted- 6* (12/1/02 at Jacksonville)
Most FGs Made- 6* (12/1/02 at Jacksonville)
Most Missed FGs- 2 (9/26/04 at Miami)
Longest FG- 51 (Three, Last: 10/17/04 at Dallas)
Longest FG Attempted- 51 (Several, Last: 10/17/04 at Dallas)
Most PATs Made- 4 (Several, Last: 10/31/04 vs. New England)
Most Consecutive PATs- 41 (began 12/28/03 at Baltimore to present)

Postseason

Most Points- 11 (1/11/03 at Tennessee)
Most FGs Attempted- 4 (1/11/03 at Tennessee)
Most FGs Made- 3 (1/11/03 at Tennessee)
Most Missed FGs- 1 (Last: 1/11/03 at Tennessee)
Longest FG- 45 (1/15/05 vs. N.Y. Jets)
Longest FG Attempted- 46 (1/5/03 vs. Cleveland)
Most PATs Made- 4 (1/5/03 vs. Cleveland)
Most Consecutive PATs- 11 (began 11/5/03 vs. Cleveland to present)

* Team Record

REED'S GAME-BY-GAME STATISTICS

2004

Date	Opponent	FGM-A	Lg.Bkld.	PA/M	Pts.	1-19	20-29	30-39	40-49	50+	
9/12	OAKLAND	1-1	42	0	3-3	6	0-0	0-0	0-0	1-1	0-0
9/19	at Baltimore	0-1	—	0	1-1	1	0-0	0-0	0-0	0-1	0-0
9/26	at Miami	2-4	51	0	1-1	7	0-0	0-0	0-0	1-3	1-1
10/3	CINCINNATI	0-0	—	0	4-4	4	0-0	0-0	0-0	0-0	0-0
10/10	CLEVELAND	2-2	47	0	4-4	10	0-0	1-1	0-0	1-1	0-0
10/17	at Dallas	1-1	51	0	3-3	6	0-0	0-0	0-0	0-0	1-1
10/31	NEW ENGLAND	2-2	29	0	4-4	10	1-1	1-1	0-0	0-0	0-0
11/7	PHILADELPHIA	2-3	42	0	3-3	9	0-0	0-0	1-2	1-1	0-0
11/14	at Cleveland	1-2	20	0	3-3	6	0-0	1-2	0-0	0-0	0-0
11/21	at Cincinnati	1-1	32	0	2-2	5	0-0	0-0	1-1	0-0	0-0
11/28	WASHINGTON	3-3	36	0	1-1	10	0-0	0-0	3-3	0-0	0-0
12/5	at Jacksonville	1-1	37	0	2-2	5	0-0	0-0	1-1	0-0	0-0
12/12	N.Y. JETS	1-1	34	0	2-2	5	0-0	0-0	1-1	0-0	0-0
12/18	at N.Y. Giants	4-4	38	0	3-3	15	0-0	2-2	2-2	0-0	0-0
12/26	BALTIMORE	2-2	40	0	2-2	8	0-0	1-1	0-0	1-1	0-0
1/2/05	at Buffalo	5-5	37	0	2-2	17	0-0	2-2	3-3	0-0	0-0
SEASON TOTALS		28-33	51	0	40-40	124	1-1	8-9	12-13	5-8	2-2

POSTSEASON

1/15	N.Y. JETS	2-2	45	0	2-2	8	0-0	0-0	1-1	1-1	0-0
1/23	NEW ENGLAND	2-2	43	-	3-3	9	0-0	1-1	0-0	1-1	0-0
POSTSEASON TOTALS		4-4	45	0	5-5	17	0-0	1-1	1-1	2-2	0-0



REED'S GAME-BY-GAME STATISTICS (cont.)

2003

Date	Opponent	FGM-A	Lg.Bkld.	PA/M	Pts.	1-19	20-29	30-39	40-49	50+
9/7	BATLIMORE	2-2	31	0	4-4	10	0-0	1-1	1-1	0-0
9/14	at Kansas City	2-2	51	0	2-2	8	0-0	1-1	0-0	0-0
9/21	at Cincinnati	1-2	33	0	2-2	5	0-0	0-1	1-1	0-0
9/28	TENNESSEE	2-3	26	0	1-1	7	0-0	2-2	0-1	0-0
10/5	CLEVELAND	2-2	37	0	1-1	7	0-0	0-0	2-2	0-0
10/12	at Denver	2-2	26	0	0-0	6	0-0	2-2	0-0	0-0
10/26	ST. LOUIS	0-0	—	0	3-3	3	0-0	0-0	0-0	0-0
11/2	at Seattle	3-3	49	0	1-1	10	0-0	1-1	1-1	0-0
11/9	ARIZONA	0-1	—	0	4-4	4	0-0	0-1	0-0	0-0
11/17	at San Francisco	0-1	—	0	2-2	2	0-0	0-0	0-0	0-1
11/23	at Cleveland	2-3	46	0	1-1	7	0-0	1-1	0-0	1-2
11/30	CINCINNATI	2-2	39	0	2-2	8	0-0	1-1	1-1	0-0
12/7	OAKLAND	2-4	44	0	3-3	9	0-0	0-0	0-0	2-4
12/14	at N.Y. Jets	0-2	—	0	0-0	0	0-0	0-1	0-0	0-1
12/21	SAN DIEGO	2-2	47	0	5-4	10	0-0	0-0	0-0	2-2
12/28	at Baltimore	1-1	42	0	1-1	4	0-0	0-0	0-0	1-1
SEASON TOTALS		23-32	51	0	32-31	100	0-0	9-12	6-7	7-11

2002

Date	Opponent	FGM-A	Lg.Bkld.	PA/M	Pts.	1-19	20-29	30-39	40-49	50+
11/24	CINCINNATI	3-4	45	0	3-2	11	0-0	0-0	1-1	2-2
12/1	at Jacksonville	6-6	50	0	1-1	19	0-0	2-2	2-2	1-1
12/8	HOUSTON	2-3	40	0	0-0	6	0-0	0-0	1-1	1-2
12/15	CAROLINA	3-3	41	0	3-3	12	0-0	1-1	1-1	1-1
12/23	at Tampa Bay	1-1	26	0	2-2	5	0-0	1-1	0-0	0-0
12/29	BATLIMORE	2-2	48	0	2-2	8	0-0	1-1	0-0	1-1
SEASON TOTALS		17-19	50	0	11-10	61	0-0	5-5	5-5	6-7

POSTSEASON

1/5	CLEVELAND	0-1	—	0	4-4	4	0-0	0-0	0-0	0-1
1/11	at Tennessee	3-4	40	0	2-2	11	0-0	0-0	2-2	1-2
POSTSEASON TOTALS		3-5	40	0	6-6	15	0-0	0-0	2-2	1-3

REED'S CAREER STATISTICS

Year	Team	PAT	ATT	FG	ATT	FG%	LG	Pts.
2002	Pittsburgh (AFC)	10	11	17	19	.895	50	61
2003	Pittsburgh (AFC)	31	32	23	32	.719	51	100
2004	Pittsburgh (AFC)	40	40	28	33	.848	51	124
NFL Totals		81	83	68	84	.810	51	285

FIELD GOALS

Year	Team	11-19	20-29	30-39	40-49	50+	Total	FG%
2002	Pittsburgh (AFC)	0-0	5-5	5-5	6-7	1-2	17-19	.895
2003	Pittsburgh (AFC)	0-0	9-12	6-7	7-12	1-1	23-32	.719
2004	Pittsburgh (AFC)	1-1	8-9	12-13	5-8	2-2	28-33	.848
NFL Totals		1-1	22-26	23-25	18-27	4-5	67-83	
		(1.000)	(.846)	(.920)	(.667)	(.800)	(.807)	

7 BEN ROETHLISBERGER

QUARTERBACK



HEIGHT-6-5

WEIGHT-241

COLLEGE-Miami (Ohio)

BIRTHDATE-March 2, 1982

BIRTHPLACE-Findlay, Ohio

HOW ACQUIRED-D1-'04 (#11)

NFL EXPERIENCE-2nd Year

GAMES PLAYED-STARTED/POSTSEASON-'04 (14-13/2-2)

CAREER TOTALS: 14-13 (2-2)

PRO: Is a big, athletic quarterback with a strong arm...became the first quarterback selected in the first round by the Steelers since Mark Malone in 1980 and made significant progress during his rookie campaign. **2004:** Was named the *Associated Press* NFL Offensive Rookie of the Year and *The Sporting News* Rookie of the Year...was selected the AFC Offensive Rookie of the Month for October...was selected as the 2004 Joe Greene Award recipient, given to the Steelers rookie of the year and voted on by the Pittsburgh Chapter of the Pro Football Writers of America...broke Dan Marino's NFL records for a rookie quarterback, for completion percentage (66.4) and passer rating (98.1)...also set new team highs with his completion percentage and passer rating...became the first quarterback in NFL history to compile a 13-0 record during the regular season...completed 57.4 percent of his passes (31-54) during the postseason for 407 yards and three TDs with five interceptions....quickly established himself as the backup quarterback once veteran backup Charlie Batch was lost for the season because of knee surgery...**9/19 at Baltimore:** made his Steelers debut replacing the injured Tommy Maddox in the third quarter...led the Steelers to two TDs...completed 12-of-20 passes for 176 yards, two TDs and two interceptions...**9/26 at Miami:** faced very unusual circumstances in his first professional start...overcame the weather and poor field conditions to lead the Steelers on a game-clinching TD drive late in the fourth quarter...completed 12-of-22 passes (54.5 percent) for 163 yards and one TD with one interception...compiled a passer rating of 74.6...**10/3 vs. Cincinnati:** was very effective in only his second start—first at Heinz Field—and led the team from behind once again in the fourth quarter...completed 17-of-25 passes for 174 yards and one TD without an interception...compiled an impressive 101.3 quarterback rating...**10/10 vs. Cleveland:** led the team to a third-consecutive victory...recovered from an early interception that was returned for a TD...completed 16-of-21 passes (76.2 percent) for 231 yards and one TD with one interception...compiled an impressive 107.4 passer rating...also ran for his first-career TD, finishing with 13 yards on six carries and a long of nine yards...**10/17 at Dallas:** rallied the team from a 10-point, fourth-quarter deficit to raise his record as a starter to 4-0...was selected as the AFC Offensive Player of the Week for his performance...joined James Farrior (Defensive Player) as Steelers become first team since 1994 to have both an AFC offensive and defensive player of the week

for the same week...completed 21-of-25 passes (84 percent) for 193 yards, two TDs and a 125.5 quarterback rating...also ran for eight yards on two carries...completed his final 11 passes for 88 yards to lead the Steelers on two TD drives...*10/31 vs. New England*: produced another stellar performance against one of the most complex defenses in the NFL...registered a 126.4 quarterback rating by completing 18-of-24 passes (75 percent) for 196 yards and two TDs without an interception...also ran for three yards...*11/7 vs. Philadelphia*: had another solid day, completing 11-of-18 passes for 183 yards with two TDs and an interception...threw his first interception in his last 98 attempts...also ran for 10 yards on six carries, including a long of 16 yards...*11/14 at Cleveland*: did not have one of his best statistical games but made pivotal plays with both his arm and legs...completed 10-of-16 passes (62.5 percent) for 134 yards and an interception for a 63.0 quarterback rating...first game without a TD pass since taking over as the starter...rushed for 38 yards on seven carries (5.4 avg.), including a long of 20 yards...*11/21 at Cincinnati*: had one of his least productive days and was sacked a season high seven times but still managed to lead the team to an eighth-straight win...did compile an impressive 104.9 quarterback rating because he did not throw an interception...completed 15-of-21 passes for 138 yards and one TD...also ran for 16 yards on nine carries...*11/28 vs. Washington*: completed 9-of-20 passes for 131 yards, his lowest output of the season...compiled a 66.9 passer rating without an interception for the fifth game...also gained four yards on six carries...*12/5 at Jacksonville*: operated the offense with the utmost efficiency, compiling a near-perfect passer rating of 158.0 (158.3 is perfect)...completed three-of-three passes for 39 yards on the game-winning field-goal drive...established an NFL record for most wins by a rookie quarterback...finished the game by completing 14-of-17 passes (82.5 percent) for 221 yards and two TDs without an interception...also ran for 40 yards...*12/12 vs. N.Y. Jets*: had his poorest statistical performance of the season but responded at the end of the game when it counted...engineered a game-clinching scoring drive that was capped by Jerome Bettis' 12-yard TD run...connected with Lee Mays on a 46-yard pass that was a key play in the drive...completed just 9-of-19 passes (47.6 percent) for 144 yards with two interceptions...*12/18 at N.Y. Giants*: produced another outstanding performance and helped orchestrate another come-from-behind victory...completed 18-of-28 passes (64.3 percent) for 316 yards, the first 300-yard passing performance of his career...threw one TD with two interceptions, compiling an 84.9 quarterback rating...*12/26 vs. Baltimore*: was outstanding again before leaving the game late in the third quarter when he injured his ribs on the Steelers' final TD...completed 73.7 percent of his passes (14-for-19) for 221 yards and two TDs with one interception...produced a 125.1 quarterback rating...*1/15/05 vs. N.Y. Jets*: made his first postseason appearance...did not have his best day but led the Steelers on a game-winning field goal scoring drive in overtime...completed 17-of-30 passes for 181 yards and one TD with two interceptions (one returned for a TD)...also ran four times for 30 yards, including a long of 20...compiled a 57.8 passer rating...*1/23/05 vs. New England*: completed 14-of-24 passes (58.3 percent) for 226 yards and two TDs with three interceptions, one of which was returned 87 yards for a touchdown...compiled a 78.1 passer rating...also rushed for 45 yards on five carries, including a long of 13 yards.

COLLEGE: Was a three-year starter at Miami (Ohio)...rewrote virtually every school game, season and career passing record in just 38 games...completed 854-of-1,304 passes (65.5%) for 10,829 yards, 84 touchdowns and 34 interceptions...topping the previous all-time records of 903 pass attempts, 6,524



yards and 49 scores by Mike Bath (1997-2000), 484 pass completions by Sam Ricketts (1994-97), 27 interceptions by Larry Fortner (1975-78) and 61.6 pass completion percentage by Terry Morris (1985-86)...added 246 yards and seven scores on 269 carries (0.9 avg.)...set another RedHawks career-record with 11,075 yards in total offense, surpassing the old mark of 7,010 yards by Bath...became only the third player in Mid-American Conference history to throw for over 3,000 yards in three seasons and was the 10th passer in conference annals to throw for over 10,000 yards in a career...became only the eighth player in school history to earn All-American honors...can also handle punting chores, kicking 24 times for 963 yards (40.1 avg.), with 17 attempts downed inside the 20-yard line. **2003:** Was an All-American first-team selection by *The NFL Draft Report*, earning third-team honors from the *Associated Press*...was a semifinalist for the Davey O'Brien Award, given to the nation's top passer...earned All-Mid American Conference first-team honors and named the conference's Most Valuable Player and Offensive Player of the Year...guided the team to its first bowl appearance since 1986 and its first postseason victory in 28 seasons...led an offense that established conference season records with 553 points scored and 7,016 yards in total offense...in 14 games, he completed 342-of-495 passes (69.1%) for 4,486 yards, 37 touchdowns and only 10 interceptions, breaking his own 2002 school season-records (attempts, completions, yards, touchdowns)...gained 111 yards with three scores on 67 carries (1.7 avg.)...totaled 4,597 yards in offense, breaking his own 2001 record of 3,294 yards. **2002:** Earned All-American honorable mention and was an All-MAC second-team pick by *The NFL Draft Report*, adding second-team All-MAC honors from the league's media...completed 271-of-428 passes (63.3%) for 3,238 yards and 22 touchdowns...scored once on 82 carries...also had 11 punts for 482 yards (43.8 avg), with nine kicks downed inside the 20-yard line. **2001:** Was the nation's premier first-year quarterback, earning first-team Football Writer's Association of America Freshman All-American honors...was the first RedHawk to earn MAC Freshman of the Year since Deland McCullough in 1992...named second-team All-MAC...was the first freshman in the program's history to be nominated for the MAC's Vern Smith MVP award...ranked second in the conference in passing yards (258.8 ypg.), total offense (274.5 ypg.), pass efficiency (146.5) and touchdowns (25)...re-wrote the Miami single-season record book for passing yards (3,105), completions (241), touchdown passes (25), completion percentage (66.3) and total offense (3,294)...his passing yards, touchdown passes and total offense were tops in the nation among freshman signal-callers...set MAC freshman records for passing yards and touchdown passes...threw touchdown passes in his first nine collegiate games after starting just twelve games in high school at quarterback...earned MAC Eastern Division Offensive Player of the Week against Cincinnati, Buffalo, and Akron...named *USA Today* MAC Player of the Week three times (Cincinnati, Akron, and Bowling Green). **2000:** Redshirted in 2000...majored in physical education.

PERSONAL: Attended Findlay (Ohio) High...started at quarterback for varsity only as a senior...played wide receiver for varsity as a junior...played quarterback for junior varsity team as a freshman and sophomore...earned Ohio's Division I Offensive Player of the Year as a senior in 1999...was runner-up for 1999 Mr. Football honors in Ohio...set state records by throwing for 4,041 yards and 54 touchdowns during his senior campaign and also ran for seven scores...named League, District and Toledo Blade Player of the Year...helped the team compile a 23-9 record, which included two league championships and a state playoff appearance...played



in Ohio North-South and Ohio-Pennsylvania Big 33 All-Star games...tossed two touchdowns, including the game-winner, in the North-South game...was an All-League and All-District performer in baseball and basketball...was a team captain in all three sports...is the son of Ken and Brenda Roethlisberger...Full name: Ben Roethlisberger.

ROETHLISBERGER'S GAME-BY-GAME STATISTICS

2004

Date	Opponent	Att.	Cmp.	Int.	TD	Yds.	Cmp. %	Lg	Sack	Rtg
9/12	OAKLAND				DNP					
9/19	at Baltimore	20	12	2	2	176	60.0	58	2/16	82.5
9/26	at Miami	22	12	1	1	163	54.5	42	1/2	74.6
10/3	CINCINNATI	25	17	0	1	174	68.0	30	1/6	101.1
10/10	CLEVELAND	21	16	1	1	231	76.2	48	0/0	107.4
10/17	at Dallas	25	21	0	2	193	84.0	32	3/21	125.5
10/31	NEW ENGLAND	24	18	0	2	196	75.0	47	0/0	126.4
11/7	PHILADELPHIA	18	11	1	2	183	61.1	47	2/15	109.3
11/14	at Cleveland	16	10	1	0	134	62.5	22	2/14	63.0
11/21	at Cincinnati	21	15	0	1	138	71.4	26	7/54	104.9
11/28	WASHINGTON	20	9	0	0	131	45.0	27	4/31	66.9
12/5	at Jacksonville	17	14	0	2	221	82.5	37	3/25	158.0
12/12	N.Y. JETS	19	9	2	0	144	47.6	46	2/12	33.6
12/18	at N.Y. Giants	28	18	2	1	316	64.3	40	3/17	84.8
12/26	BALTIMORE	19	14	1	2	221	73.7	36	0/0	125.1
1/2/05	at Buffalo				INACTIVE					
SEASON TOTALS		295	196	11	17	2,621	66.4	58	30/213	98.1
POSTSEASON										
1/15	N.Y. JETS	30	17	2	1	181	56.7	21	1/10	57.8
1/23	NEW ENGLAND	24	14	3	2	226	58.3	34	1/1	78.1
POSTSEASON TOTALS		54	31	5	3	407	57.4	34	2/11	61.3



54 MIKE SCHNECK

LONG SNAPPER



HEIGHT—6-1

WEIGHT—237

COLLEGE—Wisconsin

BIRTHDATE—August 4, 1977

BIRTHPLACE—Whitefish Bay, Wisc.

HOW ACQUIRED—Undrafted Free Agent (1999)

NFL EXPERIENCE—7th Year

GAMES PLAYED-STARTED/POSTSEASON—'99 (16-0/0-0), '00 (16-0/0-0), '01 (16-0/2-0), '02 (12-0/2-0), '03 (16-0/0-0), '04 (16-0/2-0)

CAREER TOTALS: 92-0 (6-0)

PRO: Has proven to be one of the best long snappers in the NFL...joined the team as an undrafted free agent in 2000... has performed superbly throughout his six-year career. **2004:** Played in all 16 games and solidified his image as one of the NFL's most accurate long snappers. **2003:** Played in all 16 games. **2002:** Missed four games, the first of his career, when he suffered a dislocated (right) elbow against the Raiders (9/15)...10/27 at Baltimore: returned to action. **2001:** Played in all 16 games...finished with three special-teams tackles (two solo). **2000:** Finished with two special-teams tackles. **1999:** Finished with four special-teams tackles...performed all the long-snapping duties in all 16 of the Steelers games...11/21 at Tennessee: registered one unassisted special-teams tackles...12/26 vs. Carolina: registered one special-teams tackle.

COLLEGE: Was a three-year letterman on special teams...snapped for punts and placekicks...was a key reason Wisconsin featured the first-team All-Big Ten kicker (Matt Davenport) in 1997 and 1998...had only one bad snap in his career, which came after returning from an elbow injury in 1997...majored in personal finance.

PERSONAL: Was a two-time All-League linebacker at Whitefish Bay High School...was team captain and MVP during his senior year...married (Mandy) and has one son (Joseph Louis Schneck)...is the son of Peter and Barbara Schneck...brother Dan was a linebacker at Wisconsin...Full name: Michael Louis Schneck.



73 KENDALL SIMMONS

GUARD

Steelers



HEIGHT-6-3

WEIGHT-319

COLLEGE-Auburn

BIRTHDATE-March 11, 1979

BIRTHPLACE-Ripley, Miss.

HOW ACQUIRED-D1-'02 (#30)

NFL EXPERIENCE-4th Year

GAMES PLAYED-STARTED/POSTSEASON-'02 (14-14/2-2), '03 (16-16/0-0), '04 (0-0/0-0)

CAREER TOTALS: 30-30 (2-2)

PRO: Was having a tremendous training camp in 2004 after rebounding from a disappointing 2003 campaign...had his season end during training camp when he tore the anterior cruciate ligament in his right knee...was placed on the season-ending reserved/injured list Aug. 24, 2004...was selected as the 2002 Joe Greene Great Performance Award recipient as the team's rookie of the year that was voted by the Pittsburgh Chapter of the Pro Football Writers Association. **2004:** Did not play. **2003:** Started in all 16 games despite his diabetic condition, which was discovered just prior to training camp...lost more than 30 lbs. due to health condition...9/21 at *Cincinnati*: had a crunching block on Antwaan Randle El's reverse...12/7 vs. *Oakland*: helped pave the way for Jerome Bettis' and the Steelers' first 100-yard rushing performance of the season and produce a no-sack effort...12/21 vs. *San Diego*: was a key component in Jerome Bettis' season-high 115 yards rushing and the Steelers' 181 total rushing yards. **2002:** Started 14 games for the Steelers (was injured for the other two and did not play)...was selected as the 2002 Joe Greene Great Performance Award recipient...also was selected to the *Pro Football Weekly* All-Rookie team...9/15 vs. *Oakland*: made his first start as a pro...10/13 at *Cincinnati*: helped pave the way for the offense's season-high 211 rushing yards and Jerome Bettis' first 100-yard performance of the season...11/3 at *Cleveland*: helped pave the way for Amos Zereoue's first career 100-yard rushing performance and the Steelers' second of the season...11/10 vs. *Atlanta*: helped pave the way for the Steelers' second-consecutive 100-yard rushing performance by Amos Zereoue and 182 yards rushing as a team...11/24 vs. *Cincinnati*: was forced to leave the game in the third quarter after suffering a knee injury...12/1 at *Jacksonville*: dressed but did not play because of his knee injury...12/29 vs. *Baltimore*: played very well...helped pave the way for Amos Zereoue's third 100-yard rushing performance of the season and the Steelers' fourth...started both of the Steelers' postseason games.

CAREER HIGHLIGHTS

- ◆ 2002 Joe Great Great Performance Award (Steelers' Rookie of Year)
- ◆ 2002 First-Round Draft Pick (30th overall)

COLLEGE: Was an All-American first-team selection by *The NFL Draft Report* as a senior...was a consensus All-Southeastern Conference first-team choice...was on the watch list for both the Lombardi Award and Outland Trophy...received the Jacobs Blocking Trophy, given annually to the best blocker in the SEC...won the Pat Dye Leadership Award...was an All-American second-team selection by The Sports Xchange as a junior in 2000...added third-team honors from the *Associated Press*...was an All-Southeastern Conference first-team choice by the league's coaches and the *Birmingham News*, and an All-SEC second-team choice by the *Associated Press*...moved from offensive guard to left offensive tackle in fall drills...started every game and played in every snap...started first three games at left guard in 1999, but was redshirted due to ankle injuries...played in nine games, starting five contests at left offensive guard in 1998...played in every game, starting at left guard three times as a freshman in 1997...majored in visual communication/graphic arts.

PERSONAL: Was a three-year starter at Ripley (Miss.) High...is from the same home town as author John Grisham...is married to Celesta Henry...has one daughter (Celesta)...was an All-State and *PrepStar* All-American selection as a senior...recorded 70 tackles and four sacks, forced five fumbles and returned one for a touchdown as a senior defensive lineman...was named District Defensive Most Valuable Player...was voted *Clarion-Ledger* "Top 10" and No. 2 offensive line prospect in Mississippi...was a *Commercial Appeal* "Mid-South Top 100"...was chosen to play in the Alabama-Mississippi All-Star Game...also played baseball and basketball...is the son of Glenda and Henry Simmons...Full name: Henry Alexander Kendall Simmons.

91 AARON SMITH

DEFENSIVE END



HEIGHT—6-5

WEIGHT—298

COLLEGE—Northern Colorado

BIRTHDATE—April 9, 1976

BIRTHPLACE—Colorado Springs, Colo.

HOW ACQUIRED—D-4 ('99)

NFL EXPERIENCE—7th Year

GAMES PLAYED-STARTED/POSTSEASON—'99 (6-0/0-0), '00 (16-15/0-0), '01 (16-16/2-2), '02 (16-16/2-2), '03 (16-16/0-0), '04 (16-15/2-2)

CAREER TOTALS: 86-78 (6-6)

PRO: Has developed into one of the NFL's top defensive lineman. **2004:** Named to his first Pro Bowl after leading the team with eight sacks, tying a career-high...followed up the regular season with a strong postseason...9/12 vs. *Oakland*: started his 64th straight game for the Steelers and produced another outstanding performance...finished with four tackles—all solo—including a sack and forced a fumble...recovered a fumble and returned it 49 yards...logged 57 defensive plays...9/19 at *Baltimore*: finished with



five total tackles—three solo—and his second sack of the season...also was credited with a quarterback hurry/pressure...played 58 defensive snaps...9/26 at Miami: tied for the team lead with three tackles for losses (James Farrior), totaling a team-high four yards...registered six total tackles (four solo)...also was credited with two quarterback hurries/pressures...logged 54 defensive plays...10/3 vs. Cincinnati: finished with one assisted tackle...also was credited with three quarterback hurries/pressures...played 60 defensive snaps...10/10 vs. Cleveland: registered his third sack of the season...finished with one solo tackle and was credited with two quarterback hurries/pressures...played 50 defensive snaps...10/17 at Dallas: recorded his fourth sack of the season and his second in as many games...finished with three total tackles...also had one quarterback hurry/pressure...logged 53 defensive plays...10/31 vs. New England: recovered his second fumble of the season that was forced by Joey Porter...also registered his fifth sack of the season and his third in three games...finished with two solo tackles...also was credited with two quarterback hurries/pressures...11/7 vs. Philadelphia: registered three total tackles (two solo)...also was credited with a quarterback hurry/pressure...logged 34 defensive plays...11/14 at Cleveland: recorded his team-leading sixth sack of the season...also forced a fumble on his sack that was recovered and returned for a TD by Russell Stuvaints...finished with three total tackles—all solo...also was credited with one quarterback hurry/pressure...played 42 defensive snaps...11/21 at Cincinnati: had another strong performance and registered his team-leading seventh sack of the season...finished with three total tackles (all solo)...also was credited with two quarterback hurries/pressures...logged 41 defensive plays...11/28 vs. Washington: finished with five tackles...was credited with a sack for seven yards and a forced fumble...also was credited with three quarterback hurries/pressures...played 53 defensive snaps...12/5 at Jacksonville: recorded four total tackles (one solo)...also was credited with one quarterback hurry/pressure...logged 62 defensive plays...12/12 vs. N.Y. Jets: was very disruptive once again...finished with six total tackles (three solo)...12/18 at N.Y. Giants: finished with five total tackles (three solo)...also was credited with one quarterback hurry/pressure...played all 48 defensive snaps...12/26 vs. Baltimore: registered four total tackles (three solo)...also was credited with one quarterback hurry/pressure...played 48 defensive snaps...1/2/05 at Buffalo: played 12 defensive snaps...1/15/05 vs. N.Y. Jets: started his fifth postseason game...registered his second-career postseason sack (three yards)...finished with three solo tackles...1/23/05 vs. New England: finished with five total tackles, including three solo stops. **2003:** Finished the season with 52 total tackles (40 solo stops)...also recorded two sacks...started every regular-season game for the third-straight season...9/7 vs. Baltimore: logged 53 defensive plays in season-opener...finished with three solo tackles...also was credited with three quarterback hurries/pressures...10/12 at Denver: registered his first sack of the season...finished with three total tackles...also was with a credited quarterback hurry/pressure...logged 50 defensive plays...11/2 at Seattle: finished with five total tackles (four solo), including one for a loss of two yards...also was credited with two quarterback hurries/pressures...played 59 defensive snaps...12/7 vs. Oakland: registered his second sack of the season and forced a fumble...finished with two total tackles...registered 48 plays...12/14 at N.Y. Jets: finished with seven total tackles (all solo)...also was credited with three quarterback hurries/pressures...logged 56 defensive plays...12/21 vs. San Diego: registered three total tackles (two solo)...was credited with two quarterback hurries/pressures...played 51 defensive snaps. **2002:** Produced a solid 2002 season, finishing with a career-high 68 tackles (56 solo) and 5½ sacks...9/9 at



New England: played 58 defensive snaps in season-opener...finished with four total tackles (three solo)...also had three quarterback hurries/pressures...9/15 vs. *Oakland*: finished with three solo tackles...logged 84 defensive plays...also had two quarterback hurries/pressures...9/29 vs. *Cleveland*: played 59 defensive snaps...finished with five total tackles (three solo)...registered his first sack of the season...also was credited with three quarterback hurries/pressures...10/6 at *New Orleans*: had a very active day...played 53 defensive snaps...led the team with nine total tackles (seven solo)...also had one quarterback hurry/pressure...10/21 vs. *Indianapolis*: was outstanding in Monday Night game...registered eight total tackles (all solo), including a sack for five yards...logged 63 defensive plays...also was credited with two quarterback hurries/pressures...10/27 at *Baltimore*: finished with two total tackles, all solo, including one for a loss...logged 70 defensive plays...also was credited with two quarterback hurries/pressures...11/3 at *Cleveland*: totaled three solo tackles...also was credited with two quarterback hurries/pressures...11/10 vs. *Atlanta*: finished with four total tackles...played 73 defensive snaps...11/17 at *Tennessee*: recorded two total tackles...also was credited with three quarterback hurries/pressures...logged 72 defensive plays...11/24 vs. *Cincinnati*: registered his third sack of the season...finished with three total tackles (all solo)...also was credited with three quarterback hurries/pressures...logged all 63 defensive plays...12/15 vs. *Carolina*: had an extremely active day...tied Chad Scott with a team-high six tackles (all solo), including three for a total of seven yards in losses...also recovered a fumble forced by a Jason Gildon sack in the fourth quarter...was credited with two quarterback hurries/pressures...played 56 defensive snaps...12/23 at *Tampa Bay*: continued his dominant play...finished with three total tackles (two solo)...also was credited with 1½ sacks for five yards and recovered a fumble forced by Casey Hampton's sack of Rob Johnson...12/29 vs. *Baltimore*: had another strong game...finished with three total tackles (all solo)...also recovered a fumble—his second in two games—forced by Jason Gildon on his sack...was credited with a tackle and an assist for losses totaling a yard...1/11/03 at *Tennessee*: finished with two total tackles (one solo) in Divisional Playoff game...also recovered a fumble.

2001: Started all 16 games at left end and established a career high with eight sacks...finished the season with 49 total tackles (33 solo stops)...9/9 at *Jacksonville*: played well in his 16th- straight start at left end in season-opener...played 51 defensive snaps...finished with six total tackles (five solo) and had one sack...also registered one tackle for a loss of seven yards...9/30 at *Buffalo*: had another excellent performance...logged 48 plays...finished with seven total tackles (five solo)...also had his second sack of the season...10/7 vs. *Cincinnati*: logged 56 defensive plays...recorded his third sack of the season and finished with seven total tackles (five solo)...10/14 at *Kansas City*: performed superbly...increased his team lead in sacks to four...logged 60 defensive plays...finished with four total tackles (three solo)...also was credited with a quarterback hurry/pressure...11/11 at *Cleveland*: was credited with one sack, giving him a career-high five sacks for the season...logged 59 defensive plays...finished with three total tackles...also was credited with four quarterback hurries/pressures...11/25 at *Tennessee*: recorded his sixth sack of the season...logged 60 defensive plays...finished with three total tackles...also had five quarterback hurries/pressures...12/6 at *Baltimore*: played all 55 defensive snaps...finished with four tackles...also was credited with four quarterback hurries/pressures...12/23 vs. *Detroit*: registered his career-high seventh sack of the season...logged 50 defensive plays...finished with two total tackles...also



forced a fumble on his sack that was recovered by Earl Holmes...was credited with two quarterback hurries/pressures...12/30 at *Cincinnati*: logged 99 defensive plays...finished with two total tackles...also was credited with three quarterback hurries/pressures...1/6/02 vs. *Cleveland*: had another strong game...registered his eighth sack of the season...finished with two tackles...also had one pass defense...was credited with three quarterback hurries/pressures...1/20/02 vs. *Baltimore*: finished with two tackles (one solo) in AFC Playoff game...1/27/02 vs. *New England*: registered four total tackles (three solo) in AFC Championship game...also recorded the first postseason sack of his career. **2000**: Started 15 of 16 games in 2000...finished with 46 total tackles (34 solo)...led defensive line with four sacks and two passes defended...had a strong preseason and started the last two preseason games after Chris Sullivan's back surgery...9/3 vs. *Baltimore*: made his first pro start at left end...logged 35 defensive plays...was credited with three assisted tackles...9/17 at *Cleveland*: saw a great deal of action when Chris Sullivan experienced back spasms and was forced from the game...logged 32 defensive plays...finished with one solo tackle...9/24 vs. *Tennessee*: earned his second pro start in place of Chris Sullivan...logged 25 defensive plays...finished with one solo tackle...10/1 at *Jacksonville*: made his second consecutive start and was terrific...registered his first two career sacks...was credited with a career-high eight total tackles, including five solo stops...10/8 at *N.Y. Jets*: started his third-straight game...logged 29 plays...was credited with four total tackles, all solo...10/15 vs. *Cincinnati*: logged a season-high 41 plays...finished with three total tackles...10/22 vs. *Cleveland*: earned his fifth-straight start...logged 22 defensive snaps...finished with one tackle and was credited with three quarterback hurries/pressures...10/29 at *Baltimore*: was solid in his sixth-consecutive start...logged 39 defensive snaps...finished with three tackles...also was credited with one sack, a quarterback hurry/pressure and one pass defended...11/5 at *Tennessee*: had a very active day...logged 59 defensive snaps...finished with three tackles, two of which resulted in five yards in losses...11/12 vs. *Philadelphia*: had a very productive day...logged 57 defensive snaps...finished with five solo tackles...also was credited with a sack and two quarterback hurries/pressures...12/3 vs. *Oakland*: played 41 defensive snaps...finished with three total tackles, all solo...also was credited with one quarterback hurry/pressure...12/10 at *N.Y. Giants*: finished with three total tackles (two solo)...also had 1½ tackles for losses of a yard...12/16 vs. *Washington*: logged 32 defensive plays...registered one tackle...also was credited with two quarterback hurries/pressures...12/24 at *San Diego*: played 23 defensive snaps...finished with two total tackles...also had one quarterback hurry/pressure. **1999**: Finished the season with one assist in his limited playing time...was a late arrival (four days) to training camp because of contract negotiations...10/3 vs. *Jacksonville*: dressed for his first game as a pro...did not play...10/25 vs. *Atlanta*: logged his most playing time of the season in Monday Night game...played six downs...11/7 at *San Francisco*: played his most action of the season, logging nine plays...12/2 at *Jacksonville*: was deactivated on game day...1/2/00 vs. *Tennessee*: accumulated his most playing time of the season, logging six plays...recorded his only tackle of the season...also had one pass defense.

COLLEGE: Was a consensus Division II first-team All-America selection...was an All-North Conference first-team pick and voted conference's Most Valuable Defensive Lineman...holds Northern Colorado's career record with 44 sacks. **1998**: Was team captain for the second straight year...totaled 63 stops (39 solo), 22 tackles behind the line of scrimmage and 11½ sacks. **1997**: Was a Daktronics and Burger

King/American Football Coaches Association first-team All-America choice...recorded 57 tackles (30 solo), including 15½ sacks and 17 tackles for losses. **1996:** Was voted All-NCC honorable mention as a sophomore...recorded 55 tackles (27 solo) with nine sacks and 17 stops behind the line of scrimmage...majored in political science.

PERSONAL: Is married (Jaimie) with a daughter, Ellaina (3), and son, Elijah (1)...was a consensus All-State selection at Sierra (Colorado Springs, CO.) High...also lettered in basketball...was a two-time All-Conference choice in both sports...Full name: Aaron Douglas Smith.

A. SMITH'S GAME-BY-GAME STATISTICS

2004

Date	Opponent	T	AT	Sacks/		INT	PD	FF	FR
				TOT	YDS				
9/7	OAKLAND	4	0	4	1.0/8	0/0	0	1	1
9/19	at Baltimore	2	2	4	1.0/3	0/0	0	0	0
9/26	at Miami	4	2	6	0.0/0	0/0	0	0	0
10/3	CINCINNATI	0	1	1	0.0/0	0/0	0	0	0
10/10	CLEVELAND	1	0	1	1.0/1	0/0	0	0	0
10/17	at Dallas	3	0	3	1.0/6	0/0	0	0	0
10/31	NEW ENGLAND	2	0	2	1.0/9	0/0	0	0	1
11/7	PHILADELPHIA	2	1	3	0.0/0	0/0	0	0	0
11/14	at Cleveland	3	0	3	1.0/3	0/0	0	1	0
11/21	at Cincinnati	3	0	3	1.0/9	0/0	0	0	0
11/28	WASHINGTON	5	0	5	1.0/7	0/0	0	1	0
12/5	at Jacksonville	1	3	4	0.0/0	0/0	0	0	0
12/12	N.Y. JETS	3	3	6	0.0/0	0/0	0	0	0
12/18	at N.Y. Giants	3	2	5	0.0/0	0/0	0	0	0
12/26	BALTIMORE	3	1	4	0.0/0	0/0	0	0	0
1/2/05	at Buffalo	0	0	0	0.0/0	0/0	0	0	0
SEASON TOTALS		39	15	54	8.0/46	0/0	0	3	2

POSTSEASON

1/15	N.Y. JETS	3	0	3	1.0/3	0/0	0	0	0
1/23	NEW ENGLAND	3	2	5	0.0/0	0/0	0	0	0
POSTSEASON TOTALS		6	2	8	1.0/3	0/0	0	0	0

2003

Date	Opponent	T	AT	Sacks/		INT	PD	FF	FR
				TOT	YDS				
9/7	BALTIMORE	3	0	3	0.0/0	0/0	0	0	0
9/14	at Kansas City	2	1	3	0.0/0	0/0	0	0	0
9/21	at Cincinnati	2	1	3	0.0/0	0/0	0	0	0
9/28	TENNESSEE	4	0	4	0.0/0	0/0	0	0	0
10/5	CLEVELAND	2	2	4	0.0/0	0/0	1	0	0
10/12	at Denver	2	1	3	1.0/6	0/0	0	0	0
10/26	ST. LOUIS	3	1	4	0.0/0	0/0	0	0	0
11/2	at Seattle	4	1	5	0.0/0	0/0	0	0	0
11/9	ARIZONA	2	1	3	0.0/0	0/0	0	0	0
11/17	at San Francisco	0	0	0	0.0/0	0/0	1	0	0
11/23	at Cleveland	2	1	3	0.0/0	0/0	2	0	0
11/30	CINCINNATI	2	0	2	0.0/0	0/0	0	0	0



A. SMITH'S GAME-BY-GAME STATISTICS (cont.)

12/7	OAKLAND	2	1	3	1.0/11	0/0	0	0	0
12/14	at N.Y. Jets	7	0	7	0.0/0	0/0	0	0	0
12/21	SAN DIEGO	2	1	3	0.0/0	0/0	0	0	0
12/28	at Baltimore	1	1	2	0.0/0	0/0	0	0	0
SEASON TOTALS		40	12	52-	2.0/17	0/0	4	0	0

2002

Date	Opponent	I	AT	Sacks/		INT	PD	FF	FR
				TOT	YDS				
9/9	at New England	3	1	4	0.0/0	0/0	0	0	0
9/15	OAKLAND	3	0	3	0.0/0	0/0	0	0	0
9/29	CLEVELAND	3	2	5	1.0/8	0/0	0	0	0
10/6	at New Orleans	7	2	9	0.0/0	0/0	0	0	0
10/13	at Cincinnati	4	0	4	0.0/0	0/0	0	0	0
10/21	INDIANAPOLIS	8	0	8	1.0/5	0/0	0	0	0
10/27	at Baltimore	3	0	3	0.0/0	0/0	0	0	0
11/3	at Cleveland	2	0	2	1.0/4	0/0	0	0	0
11/10	ATLANTA	4	0	4	0.0/0	0/0	0	0	0
11/17	at Tennessee	2	0	2	0.0/0	0/0	0	0	0
11/24	CINCINNATI	3	0	3	1.0/0	0/0	0	0	0
12/1	at Jacksonville	4	0	4	0.0/0	0/0	0	0	0
12/8	HOUSTON	3	2	5	0.0/0	0/0	0	0	0
12/15	CAROLINA	6	0	6	0.0/0	0/0	0	0	1
12/23	at Tampa Bay	2	1	3	1.5/5	0/0	0	0	1
12/29	BALTIMORE	3	0	3	0.0/0	0/0	0	0	1
SEASON TOTALS		60	8	68	5.5/23	0/0	0	0	3

POSTSEASON

1/5	CLEVELAND	1	0	1	0.0/0	0/0	0	0	0
1/11	at Tennessee	1	1	2	0.0/0	0/0	0	0	1
POSTSEASON		2	1	3	0.0/0	0/0	0	0	1

2001

Date	Opponent	I	AT	Sacks/		INT	PD	FF	FR
				TOT	YDS				
9/9	at Jacksonville	5	1	6	1.0/0	0/0	0	0	0
9/30	at Buffalo	5	2	7	1.0/8	0/0	0	0	0
10/7	CINCINNATI	5	2	7	1.0/6	0/0	0	0	0
10/14	at Kansas City	2	2	4	1.0/4	0/0	0	0	0
10/21	at Tampa Bay	0	1	1	0.0/0	0/0	0	0	0
10/29	TENNESSEE	1	1	2	0.0/0	0/0	0	0	0
11/4	BALTIMORE	1	1	2	0.0/0	0/0	0	0	0
11/11	at Cleveland	3	0	3	1.0/6	0/0	0	0	0
11/18	JACKSONVILLE	3	0	3	0.0/0	0/0	0	0	0
11/25	at Tennessee	3	0	3	1.0/0	0/0	0	0	0
12/2	MINNESOTA	0	1	1	0.0/0	0/0	0	0	0
12/9	N.Y. JETS	0	1	1	0.0/0	0/0	0	0	0
12/16	at Baltimore	2	2	4	0.0/0	0/0	0	0	0
12/23	DETROIT	2	0	2	1.0/1	0/0	0	1	0
12/30	at Cincinnati	0	2	2	0.0/0	0/0	0	0	0
1/6/02	CLEVELAND	1	0	1	1.0/9	0/0	1	0	0
SEASON TOTALS		33	16	49	8.0/34	0/0	0	1	0



A. SMITH'S GAME-BY-GAME STATISTICS (cont.)

POSTSEASON

1/20 BALTIMORE	1	1	2	0.0/0	0/0	0	0	0
1/27 NEW ENGLAND	3	1	4	1.0/3	0/0	0	0	0
POSTSEASON TOTALS	4	2	6	1.0/3	0/0	0	0	0

2000

Date	Opponent	T	AT	Sacks/		INT	PD	FF	FR
				TOT	YDS				
9/3	BALTIMORE	0	3	3	0.0/0	0/0	0	0	0
9/17	at Cleveland	1	0	1	0.0/0	0/0	0	0	0
9/24	TENNESSEE	0	1	1	0.0/0	0/0	0	0	0
10/1	at Jacksonville	3	3	6	2.0/8	0/0	0	0	0
10/8	at N.Y. Jets	4	0	4	0.0/0	0/0	0	0	0
10/15	CINCINNATI	2	1	3	0.0/0	0/0	0	0	0
10/22	CLEVELAND	0	1	1	0.0/0	0/0	0	0	0
10/29	at Baltimore	2	1	3	1.0/0	0/0	1	0	0
11/5	at Tennessee	3	0	3	0.0/0	0/0	0	0	0
11/12	PHILADELPHIA	4	0	4	1.0/7	0/0	0	0	0
11/19	JACKSONVILLE	3	1	4	0.0/0	0/0	0	0	0
11/26	at Cincinnati	4	0	4	0.0/0	0/0	1	0	0
12/3	OAKLAND	3	0	3	0.0/0	0/0	0	0	0
12/10	at N.Y. Giants	2	1	3	0.0/0	0/0	0	0	0
12/16	WASHINGTON	1	0	1	0.0/0	0/0	0	0	0
12/24	at San Diego	2	0	2	0.0/0	0/0	0	0	0
SEASON TOTALS		34	12	46	4.0/15	0/0	2	0	0

SMITH'S CAREER STATISTICS

Regular Season

TACKLES	Solo	AT	Tot.	Sp.T.	Sacks	FF	FR
1999 Pittsburgh (AFC)	0	1	1	0	0.0	0	0
2000 Pittsburgh (AFC)	34	12	46	0	4.0	0	0
2001 Pittsburgh (AFC)	33	16	49	0	8.0	1	0
2002 Pittsburgh (AFC)	60	8	68	0	5.5	0	3
2003 Pittsburgh (AFC)	40	12	52	0	2.0	0	0
2004 Pittsburgh (AFC)	39	15	54	0	7.0	2	2
NFL Totals	206	64	270	0	26.5	3	5

Postseason

TACKLES	Solo	AT	Tot.	Sp.T.	Sacks	FF	FR
2001 Pittsburgh (AFC)	4	2	6	0	1.0	0	0
2002 Pittsburgh (AFC)	2	1	3	0	0.0	0	1
2004 Pittsburgh (AFC)	6	2	8	0	1.0	0	0
NFL Totals	12	5	17	0	2.0	0	1

77 MARVEL SMITH *Steelers*

OFFENSIVE TACKLE



HEIGHT—6-5

WEIGHT—321

COLLEGE—Arizona State

BIRTHDATE—August 6, 1978

BIRTHPLACE—Oakland, Calif.

HOW ACQUIRED—D2-'00 (#7, 38)

NFL EXPERIENCE—6th Year

GAMES PLAYED-STARTED/POSTSEASON-'00 (11-8/0-0),
'01 (16-16/2-2), '02 (16-16/2-2), '03 (6-6/0-0), '04 (16-16/2-2)

CAREER TOTALS: 65-62 (6-6)

PRO: Entrenched himself as the Steelers' starting left tackle, after playing his first three years on the right side...was selected to the 2005 Pro Bowl, his first such recognition. **2004:** Started all 16 regular season games and two playoff contests at left tackle. *9/26 at Miami:* helped pave the way for Duce Staley's first 100-yard rushing game as a Steeler...*10/3 vs. Cincinnati:* helped the Steelers produce their second consecutive 100-yard rusher for the first time in more than a year...*10/10 vs. Cleveland:* helped the offense produce its third straight 100-yard rusher for the first time in two years...*10/31 vs. New England:* helped pave the way for Duce Staley's fourth 100-yard performance of the season and the Steelers' 221-yard rushing effort...*11/7 vs. Philadelphia:* played a key role and helped produce the team's fifth 100-yard rusher in six weeks...*11/14 at Cleveland:* had an outstanding game and helped produce an individual 100-yard rusher for the third-consecutive week...*12/26 vs. Baltimore:* helped pave the way for Jerome Bettis' sixth 100-yard performance and the offense's fifth 400-plus yards in total offense. **2003:** Hampered most of the season with a pinched nerve in his neck...started and played in six games...was placed on the reserved/injured list Dec. 23...returned to the starting lineup versus Cleveland (10/5) but it was a brief appearance after aggravating his shoulder injury...did not return after the first offensive series...returned to the starting lineup for the first time in six games at Cleveland (11/23)...started his second straight game versus Cincinnati (11/30) but left early in the second quarter when he aggravated his neck injury. **2002:** Had another solid season in his second full year as a starter...*9/9 at New England:* started his 21st consecutive game at right tackle in season-opener...*9/15 vs. Oakland:* made his 22nd-straight start at right tackle...*10/13 at Cincinnati:* started his 25th-straight game at right tackle...helped pave the way for the offense's season-high 211 yards rushing and Jerome Bettis' first 100-yard performance of the season...*11/3 at Cleveland:* made his 28th-straight start at right tackle...helped pave the way for Amos Zereoue's first career 100-yard rushing performance and the second of the season for the Steelers...*11/10 vs. Atlanta:* helped pave the way for the Steelers' second-consecutive 100-yard performance by Amos Zereoue and 182 yards rushing...*12/1 at Jacksonville:* helped team produce its second 200-plus-yard rushing performance before leaving the game because of an elbow injury...*12/29 vs. Baltimore:* continued his strong season...helped pave the way for Amos Zereoue's third 100-yard rushing performance of the season and the



Steelers' fourth...1/5/03 vs. *Cleveland*: made his fifth-straight start for the Steelers in the postseason...1/11/03 at *Tennessee*: made sixth-consecutive start at tackle for the Steelers in the playoffs. **2001**: Completed his second season as the starting right tackle...came on toward the end of preseason and had a solid year...9/9 vs. *Jacksonville*: made his ninth start at right tackle in the season-opener...9/30 at *Buffalo*: had a solid effort...helped pave the way for Jerome Bettis' 47th career 100-yard performance...10/7 vs. *Cincinnati*: helped pave the way for Jerome Bettis' 100-yard performance...10/14 at *Kansas City*: had another solid performance and played an integral role in the Steelers' second straight 200-yard rushing performance and Jerome Bettis' third straight 100-yard game...10/21 at *Tampa Bay*: was instrumental in the Steelers' third straight 200-yard rushing performance and produced a fourth-straight 100-yard effort by Jerome Bettis...11/11 at *Cleveland*: performed very well and helped the Steelers produce their fourth 200-yard rushing performance of the season and Jerome Bettis' fifth 100-yard game...11/25 at *Tennessee*: suffered a knee injury on the first offensive series and did not return...12/2 vs. *Minnesota*: returned to his starting right tackle position...12/23 vs. *Detroit*: helped pave the way for the Steelers' sixth 100-yard rushing performer of the season and the sixth 400-yard offensive performance (second straight)...1/20/02 vs. *Baltimore*: started the first postseason game of his career in AFC Playoff game...1/27/02 vs. *New England*: made his second-career postseason start in AFC Championship game. **2000**: Missed five games because of a knee injury...started eight of the 11 games he played...played a role in the Steelers' fourth-ranked rushing offense...9/3 vs. *Baltimore*: made his pro debut as the Steelers starting right tackle...9/17 at *Cleveland*: started his second-consecutive game...helped pave the way for Jerome Bettis' first 100-yard rushing performance of the season...9/24 vs. *Tennessee*: was injured (knee) early in the second quarter and did not return...10/1 at *Jacksonville*: deactivated because of his knee injury...10/29 at *Baltimore*: was active but did not play...11/19 vs. *Jacksonville*: made his first start at right tackle since the Sept. 24 game at Tennessee...11/26 at *Cincinnati*: started his fourth game of the season...12/3 vs. *Oakland*: made his fifth start of the season (second consecutive)...helped pave the way for Jerome Bettis' sixth 100-yard rushing performance...12/16 vs. *Washington*: started his third-consecutive game and helped pave the way for Jerome Bettis' seventh 100-yard game of the season.

COLLEGE: Was an All-American first-team selection by *Football News* in 1999...received third-team honors from *The Sporting News* and was an All-Pac 10 Conference first-team pick...registered 80 knockdowns...allowed only one sack while not being flagged for a penalty all year...started every game at left tackle, paving the way for an offense that averaged 389.9 yards per game...was an All-Pac 10 Conference honorable mention as a sophomore in 1998...started all year at left tackle...played in 10 games, starting seven contests, including the last five as a redshirt freshman...earned bachelor's degree in interdisciplinary studies.

PERSONAL: Was a 1996 graduate of Skyline (Oakland, Calif.) High...earned first-team All-Bay Area as well as second-team All-East Bay honors his senior year...named All-City during his junior and senior seasons...voted Skyline Offensive Player of the Year...named *West County Times* "Cream of the Crop" in 1995...ranked as the eighth-best college prospect in the Bay Area...earned *Prep All-Star* first-team honors...became the school's first lineman to receive a Division I-A scholarship...is the son of James Smith and Nicole Jackson...Married (Kellie)...Full name: Marvel Amos Smith.

2 BRIAN ST. PIERRE

QUARTERBACK

Steelers

**HEIGHT**—6-3**WEIGHT**—230**COLLEGE**—Boston College**BIRTHDATE**—November 28, 1979**BIRTHPLACE**—Salem, Massachusetts**HOW ACQUIRED**—D5-'03 (#28, 163)**NFL EXPERIENCE**—3rd Year**GAMES PLAYED-STARTED/POSTSEASON**—'03 (0-0/0-0),
'04 (1-0/0-0)**CAREER TOTALS**—1-0 (0-0)

PRO: A 2003 fifth-round draft pick who continues to develop each season... **2004:** was off and on the regular roster at different points of the regular season...was last recalled to the active roster Dec. 31 for the regular-season finale...was placed on the team's practice squad to begin the 2004 season after serving as the third quarterback for the entire 2003 campaign...was recalled to the active roster Sept. 18 as a precaution as a result of Ben Roethlisberger's injured knee...**11/7 vs. Philadelphia:** served as the third quarterback...**11/14 at Cleveland:** was waived Nov. 13 to make room for Dante Brown on the active roster...**1/2/05 at Buffalo:** saw the first game action of his pro career...attempted one pass...ran for a key first-down conversion late in the fourth quarter on a two-yard naked bootleg.

COLLEGE: Was a two-year starter and offensive team captain...finished career third on the school's career-record lists with 5,837 yards and 48 touchdowns passing, completing 457-of-803 attempts (56.9%). **2002:** Started every game of the season...completed 237-of-407 passes (58.2%) for 2,983 yards and 18 touchdowns...ranked third in school history behind Glenn Foley (3,397 in 1993) and Doug Flutie (3,454 in 1984) with 2,983 passing yards...his 18 scores rank sixth on the school's single-season list for touchdown passes...averaged 239.2 yards-per-game as he totaled 3,109 yards in total offense...ranks third on BC's single-season list for total yards (3,109) behind Foley (3,353 in 1993) and Flutie (3,603 in 1984). **2001:** Took over the starting quarterback job...completed 149-of-279 passes (53.4%) for 2,016 yards, 25 touchdowns and 10 interceptions...only Doug Flutie (27 in 1984) had more scoring passes in a season for the Eagles...was third on the team with 67 carries for 217 yards (3.2 avg.). **2000:** Played in every game...started vs. Notre Dame when Tim Hasselbeck missed the game with a knee injury...completed 47-of-77 passes (61.0%) for 543 yards and four touchdowns while adding a TD on 13 carries. **1999:** Played in nine games...completed 24-of-40 passes (60.0%) for 295 yards and a touchdown. **1998:** Redshirted as a true freshman in 1998...majored in economics.

PERSONAL: Attended St. John's Prep in Danvers, Mass....set every single-season and career quarterback record at the school (completions, attempts, touchdowns passes, touchdown rushes, completion percentage and games played)...threw for



3,700 yards in his career...earned All-American honors from Tom Lemming, *Prep Star* and *Super Prep*...made *Prep Star's* Dream Team and was chosen Massachusetts and New England Gatorade Player of the Year...was *USA Today's* Massachusetts Co-Player of the Year...was a three-year Catholic Conference all-star choice...served as team captain for the 1997 St. John's team that finished 11-0, winning the state and New England crowns...was a two-time Catholic Conference all-star in baseball...led St. John's to the 1997-98 Catholic Conference basketball title...is the son of Luanne and David St. Pierre...has one sister (Kristen) and two brothers (Andy and Scott)...lives in Danvers, Massachusetts...Full name: Brian St. Pierre.

22 DUCE STALEY

RUNNING BACK



HEIGHT—5-11

WEIGHT—242

COLLEGE—South Carolina

BIRTHDATE—February 27, 1975

BIRTHPLACE—Columbia, S.C.

HOW ACQUIRED—UFA (March 12, 2004)

NFL EXPERIENCE—9th Year

GAMES PLAYED-STARTED/POSTSEASON—'97 (16-0/0-0), '98 (16-13/0-0), '99 (16-16), '00 (5-5/0-0), '01 (13-10/3-3), '02 (16-16/2-2), '03 (16-4/2-2), '04 (10-10/2-0)

CAREER TOTALS: 108-74 (9-7)

STEELERS TOTALS: 10-10(2-0)

PRO: Was the top free agent acquisition by the Steelers prior to the 2004 season...signed with the team March 12, 2004 as an unrestricted free agent from Philadelphia...is a versatile running back who is considered one of the top receiving backs in the NFL. **2004:** Got off to a quick start, running for 707 yards in the first seven games...a hamstring injury limited him to three appearances in the final nine games...finished the season with 830 yards on 192 carries (4.3 avg.) and a touchdown...**9/12 vs. Oakland:** was impressive in his Steelers' debut, rushing for 91 yards on 24 carries (3.8 avg.)...also had three receptions for three yards...**9/12 at Baltimore:** totaled 57 yards on 16 carries for a 3.6 yards...**9/26 at Miami:** recorded his first 100-yard game as a Steeler—the 14th of his career...finished with 101 yards on 22 carries for a 4.6-yard average...had a long run of 38 yards...**10/3 vs. Cincinnati:** became the first Steeler to rush for more than 100 yards in back-to-back games since 2002...finished with 123 yards on 25 carries, a 4.9-yard average, and a long of 16 yards...**10/10 vs. Cleveland:** recorded his third straight 100-yard rushing performance for the first time in his career,

CAREER HIGHLIGHTS

- ◆ 2002 Offensive MVP (Eagles)
- ◆ 2002 Third 1,000-Yard Rushing Season
- ◆ 2001 Ed Block Courage Award
- ◆ 2001 Led NFL backs with a 9.9 yards-per-catch avg.
- ◆ 2000 NFC Pro Bowl First-Alternate
- ◆ 1999 All-Madden Team
- ◆ 1999 Team Offensive MVP (Eagles)
- ◆ 1998 Team Offensive MVP (Eagles)



years...also scored his first TD as a Steeler on a 25-yard run...played on a extremely sore toe after having a toenail on his right big toe removed because of an infection...finished with 117 yards on 21 carries and a long of 25 yards...*10/17 at Dallas*: nearly recorded his fourth straight 100-yard game, only to have a holding call nullify a big gain that would have put him over 100 yards...finished with 93 yards on 18 carries (5.2 avg.), including a long of 24 yards...also had two receptions for 13 yards...*10/31 vs. New England*: reached the 100-yard rushing mark for the fourth time this season—one short of his career high—gaining 125 yards on 25 carries...*11/7 vs. Philadelphia*: was inactive due to a hamstring injury...*12/5 at Jacksonville*: returned to the starting lineup and led the team with 51 yards on 17 carries, including a long of eight yards...*12/12 vs. N.Y. Jets*: finished with 51 yards on 16 carries...also had two receptions for 30 yards, including a long 21-yard gain on a screen pass...*12/18 at N.Y. Giants*: was inactive because of a hamstring injury...*1/2/05 at Buffalo*: looked strong in his limited action...finished with 21 yards on eight carries...*1/15/05 vs. N.Y. Jets*: seemingly regained his form prior to suffering his hamstring injury...finished with 54 yards on 11 carries, including 28 yards on the final game-winning field-goal drive in overtime...*1/23/05 vs. New England*: averaged just 2.6 yards (26 total) on 10 carries, including a long of six yards. **2003**: Was the leader of the Eagles three-man running back attack in 2003...concluded the season with career highs in rushing average (4.8) and receiving average (10.6), and ranked first in the NFL in yards per touch (6.4)...*9/14 vs. New England*: recorded the Eagles first touchdown at Lincoln Financial Field on a one-yard run...*10/12 at Dallas*: had a career-long 52-yard TD reception...*11/10 at Green Bay*: made key back-to-back 11-yard gains on a draw play and a dump pass to put the Eagles in position to score the game-winning TD...*11/16 vs. N.Y. Giants*: had a 38-yard catch and run down the sidelines that set up a TD reception one play later...*11/30 at Carolina*: scored his third rushing TD of the season on a two-yard run...*12/7 vs. Dallas*: posted his second receiving TD of the season on a shovel pass from McNabb...*12/21 vs. San Francisco*: scored two rushing TDs and moved into sixth place on the Eagles' all-time rushing TD list...*1/11/04 vs. Green Bay*: caught a seven-yard shovel pass for a TD from McNabb in the Divisional playoff game...*1/18/04 vs. Carolina*: recorded a career-playoff high 79 rushing yards in the NFC Championship Game...set the franchise playoff record for career receptions (35) and finished second in rushing yards (384). **2002**: Voted by his teammates as the offensive MVP...recorded his third 1,000-yard rushing season (only Wilbert Montgomery and Ricky Watters also have three 1,000-yard seasons in club history)...became the second Eagles back to top the 1,000 yards (1,029) and 500 receiving yards (541) in a single season (Wilbert Montgomery had 1,402 yards rushing and 521 yards receiving in 1981)...produced four 100-yard rushing games, giving him 13 in his career to move past Ricky Watters (12) and into third on the team's all-time list (the Eagles were 10-3 in those games)...compiled a career-high 1,570 total yards from scrimmage...attained personal bests in rushing TDs (5) and receiving TDs (3)...ranked sixth in the NFC in rushing, second among NFC backs in receiving yards, first among NFL backs in yards per catch (10.6) and sixth in the NFL in yards-per-touch (4.9 - min. 320 attempts)...*10/20 vs. Tampa Bay*: rushed for 152 yards, the second-best total of his career on 24 carries...*9/29 vs. Houston*: was named Monday Night Football "Horse Trailer" player of the game for his efforts...tied a career-high with two TD runs...*10/28 vs. N.Y. Giants*: ran for 126 yards on 24 carries and moved into fourth place on the Eagles all-time rushing list...*11/17 vs. Arizona*: totaled 217 yards of total offense, which included carrying three Cardinals over the goal line on a four-yard TD



catch...rushed for 135 yards on a career-high 31 carries and caught three balls for 82 yards, including a season-high 45-yard catch-and-run...1/19/03 vs. *Tampa Bay*: had a 20-yard rushing TD on the Eagles opening drive in the NFC Championship game...finished with 58 yards on 13 carries (4.5 avg.) and caught six passes for 26 yards. **2001**: Ranked fourth among the NFL's starting running backs in yards per touch (5.4)...led all NFL backs with a 9.9 yards-per-catch average...11/11 vs. *Minnesota*: recorded 231 yards of total offense, the second-highest total of his career...rushed for 146 yards on 17 carries (8.6 avg.), the third-best performance of his career...12/22 at *San Francisco*: recorded a career-high 103 yards receiving on nine receptions...became the first Eagles back gain more than 100 yards receiving in a game since James Joseph (6-109) at SF (1/3/94). **2000**: 9/3 at *Dallas*: earned NFC offensive POW and Miller Lite NFL POW honors after rushing for 201 yards, marking only the second time in team history and the first time in more than 50 years that an Eagle rushed for over 200 yards (Steve Van Buren collected 205 yards vs. Pittsburgh on 11/27/49)...totaled 262 total yards from scrimmage eclipsing his previous high by more than 100 yards (151 at Carolina 11/7/99). **1999**: Compiled 1,273 yards to become the third Eagles running back to register back-to-back 1,000 rushing yard seasons (Wilbert Montgomery 1978-79, and Ricky Watters 1995-97)...accounted for an NFL-best 40.9 percent of his team's total offense and accounted for five 100-yard rushing games...was selected as the first alternate for the NFC Pro Bowl squad behind Marshall Faulk (starter), Stephen Davis, and Emmitt Smith...was named to the All-Madden team...posted back-to-back 100-yard rushing games for the first time in his career versus Dallas (10/10, 110 yards) and at Chicago (10/17, 101 yards). **1998**: Led the Eagles in rushing (1,065 yards), receptions (57), total yards from scrimmage (1,497), and TDs (six), while playing the majority of the year with a painful hernia...became the first Eagles draft pick to top the 1,000-yard rushing mark since Wilbert Montgomery (1981) and the first Eagle to lead the team in both rushing and receptions since Herschel Walker (1993)...originally entered 1998 training camp as the number-two running back...9/6 vs. *Seattle*: an ankle injury to Charlie Garner gave Staley his first NFL start in the season opener...9/13 at *Atlanta*: scored his first TD on a one-yard dive...9/27 vs. *Kansas City*: had a career-high three TDs (2 rushing/1 reception ...12/27 vs. *N.Y. Giants*: capped the year with the longest run of his career, a 64-yard TD scamper that put him over the 1,000-yard mark. **1997**: Played well as a kickoff returner in his rookie season, ranking fifth in the NFC with a 24.2-yard average.

COLLEGE: One of the NCAA's best all-around running backs in 1996...ranked 13th in the country with 1,116 rushing yards en route to earning first-team All-Southeastern Conference honors...finished his two-year career ranked 13th on South Carolina's all-time rushing list with 1,852 yards and 17 TDs on 345 carries...an extremely versatile back, he also hauled in 59 receptions for 489 yards and two TDs and returned 26 kickoffs for 566 yds...transferred to South Carolina from Itawamba (MS) J.C...majored in sociology.

PERSONAL: Is single and has a daughter, Shakia (7), and a son, Damani Zahir (4)...is a native of Columbia, SC, where he currently resides in the offseason...it may have been tough for Staley to spell "chrysanthemum" but it wasn't difficult for the selection panel of the American Advertising Federation to choose that NFL/United Way spot as a winner of a 2001 ADDY Award for creative advertising...was an all-state selection at Airport H.S. in Columbia...hosted a pizza party for 100 foster children from the Camden (NJ) Division of Youth and Family Services and their foster families

at the Camden Children's Garden in 2001...underwent a grueling yet innovative rehabilitation period prior to the 2001 season to become the first successful return from a Lis Franc injury...annually holds The Duce Staley Football Camp at West Chester (PA) University, which benefits several charities, including Special Olympics in Philadelphia and Columbia, SC, Eagles Youth Partnership in Philadelphia, First Steps Program in South Carolina, the Variety Club and Direct Care for Kids...Launched Catch 22 Foundation to help single mothers...donated \$25,000 to South Carolina Governor Jim Hodges' First Steps early childhood education program in 1999 (Dec. 23) to help improve education in the state...Full name: Duce Staley.

Staley's Career Single-Game Highs

Regular Season

Yards Rushing- 201 (9/3/00 at Dallas)
 Rushing Attempts- 31 (11/17/02 vs. Arizona)
 Longest Run- 64t (12/27/98 vs. N.Y. Giants)
 TDs Rushing- 2 (three times, Last: 12/21/03 vs. S.F.)
 100-yard Games- 16
 Receptions- 11 (Twice, Last: 9/9/01 vs. St. Louis)
 Yards Receiving- 103 (12/21/01 at San Fran.)
 Longest Reception- 52t (10/12/03 at Dallas)

Postseason

Yards Rushing- 79 (1/18/03 vs. Carolina)
 Rushing Attempts- 18 (1/11/03 vs. Atlanta, 1/19/02 at Chicago)
 Longest Run- 22 (1/11/04 vs. Green Bay)
 TDs Rushing- 1 (Last: 1/19/03 vs. Tampa Bay)
 100-yard Games- 0
 Receptions- 8 (1/27/02 at St. Louis)
 Yards Receiving- 58 (1/27/02 vs. St. Louis)
 Longest Reception- 23t (1/12/02 vs. Tampa Bay)

STALEY'S GAME-BY-GAME STATISTICS

RUSHING

RECEIVING

2004

Date	Opponent	No.	Yds.	Avg.	Lg.	TD	No.	Yds.	Avg.	Lg.	TD
9/12	OAKLAND	24	91	3.8	16	0	1	3	3.0	3	0
9/19	at Baltimore	16	57	3.6	16	0	1	9	9.0	9	0
9/26	at Miami	22	101	4.6	38	0	0	0	0.0	—	0
10/3	CINCINNATI	25	123	4.9	16	0	0	0	0.0	—	0
10/10	CLEVELAND	21	117	5.6	25t	1	0	0	0.0	—	0
10/17	at Dallas	18	93	5.2	24	0	2	13	6.5	7	0
10/31	NEW ENGLAND	25	125	5.0	11	0	0	0	0.0	—	0
11/7	PHILADELPHIA										
11/14	at Cleveland										
11/21	at Cincinnati										
11/28	WASHINGTON										
12/5	at Jacksonville	17	51	3.0	8	0	0	0	0.0	—	0
12/12	N.Y. JETS	16	51	3.2	10	0	2	30	15.0	21	0
12/18	at N.Y. Giants										
12/26	BALTIMORE										
1/2/05	at Buffalo	8	21	2.6	5	0	0	0	0.0	—	0
SEASON TOTALS		192	830	4.3	38	1	6	55	9.2	21	0
POSTSEASON											
1/15	N.Y. JETS	11	54	4.9	9	0	0	0	0.0	—	0
1/23	NEW ENGLAND	10	26	2.6	6	0	0	0	0.0	—	0
POSTSEASON TOTALS		21	80	3.8	9	0	0	0	0.0	—	0

STALEY'S GAME-BY-GAME STATISTICS (cont.)

2003

Date	Opponent	No.	Yds.	Avg.	Lg.	TD	No.	Yds.	Avg.	Lg.	TD
9/8	TAMPA BAY	7	14	2.0	4	0	7	46	6.6	11	0
9/14	NEW ENGLAND	5	17	3.4	9	1	3	16	5.3	8	0
9/28	at Buffalo	2	4	2.0	2	0	3	16	5.3	7	0
10/5	WASHINGTON	9	42	4.7	16	0	0	0	0.0	0	0
10/12	at Dallas	7	28	4.0	16	0	3	66	22.0	52t	1
10/19	at N.Y. Giants	1	5	5.0	5	0	1	4	4.0	4	0
10/26	N.Y. JETS	9	47	5.2	18	0	0	0	0.0	0	0
11/2	at Atlanta	3	14	4.7	9	1	4	38	9.5	17	0
11/10	at Green Bay	10	53	5.3	12	0	2	45	22.5	34	0
11/16	N.Y. GIANTS	3	12	4.0	7	0	1	38	38.0	38	0
11/23	NEW ORLEANS	8	77	9.6	16	0	2	26	13.0	13	0
11/30	at Carolina	8	24	3.0	6	1	1	8	8.0	8	0
12/7	DALLAS	2	8	4.0	4	0	3	22	7.3	17	1
12/15	at Miami	6	58	9.7	22	0	0	0	0	0	0
12/21	SAN FRANCISCO	11	53	4.8	19	2	1	1	1.0	1	0
12/27	at Washington	5	7	1.4	5	0	5	56	11.2	24	0
SEASON TOTALS		96	463	4.8	22	5	36	382	10.6	52t	2
POSTSEASON											
1/11	GREEN BAY	5	45	9.0	22	0	3	26	8.7	15	1
1/18	CAROLINA	13	79	6.1	18	0	4	33	8.3	19	0
POSTSEASON TOTALS		18	124	6.9	22	0	7	59	8.4	19	1

2002

Date	Opponent	No.	Yds.	Avg.	Lg.	TD	No.	Yds.	Avg.	Lg.	TD
9/8	at Tennessee	7	18	2.6	6	0	5	47	9.4	16	1
9/16	at Washington	15	55	3.7	9	0	7	57	8.1	22	0
9/22	DALLAS	11	41	3.7	8	0	3	24	8.0	9	0
9/29	HOUSTON	12	33	2.8	16	2	3	39	13.0	15	0
10/6	at Jacksonville	13	82	6.3	14	0	6	35	5.8	15	0
10/20	TAMPA BAY	24	152	6.3	57	0	2	12	6.0	6	0
10/28	N.Y. GIANTS	24	126	5.3	23	0	2	37	18.5	29	0
11/3	at Chicago	19	39	2.1	9	0	2	19	9.5	15	0
11/10	INDIANAPOLIS	6	15	2.5	11	0	4	39	9.8	14	0
11/17	ARIZONA	31	135	4.4	13	0	3	82	27.3	45	1
11/25	at San Francisco	16	55	3.4	11	0	2	12	6.0	7	0
12/1	ST. LOUIS	14	32	2.3	11	0	3	22	7.3	8	0
12/8	at Seattle	21	100	4.8	21t	1	1	6	6.0	6	0
12/15	WASHINGTON	20	62	3.1	30	1	2	44	22.0	38t	1
12/21	at Dallas	19	56	2.9	7	1	3	27	9.0	16	0
12/28	at N.Y. Giants	17	28	1.6	9	0	3	39	13.0	35	0
SEASON TOTALS		269	1,029	3.8	57	5	51	541	10.6	45	3
POSTSEASON											
1/11	ATLANTA	18	63	3.5	9	0	5	39	7.8	19	0
1/19	TAMPA BAY	13	58	4.5	20t	1	6	26	4.3	12	0
POSTSEASON TOTALS		31	121	3.9	20t	1	11	65	5.9	19	0

STALEY'S GAME-BY-GAME STATISTICS (cont.)

2001

Date	Opponent	No.	Yds.	Avg.	Lg.	TD	No.	Yds.	Avg.	Lg.	TD
9/9	ST. LOUIS	9	9	1.0	7	0	11	81	7.4	15	0
9/23	at Seattle	3	12	4.0	10	0	1	2	2.0	2	0
9/30	DALLAS	INACTIVE/SHOULDER									
10/7	ARIZONA	INACTIVE/SHOULDER									
10/22	at N.Y. Giants	3	22	7.3	16	0	4	23	5.8	9	0
10/28	OAKLAND	3	19	6.3	17	1	2	35	17.5	29	0
11/4	at Arizona	12	49	4.1	18	0	0	0	0.0	0	0
11/11	MINNESOTA	17	146	8.6	44	1	6	85	14.2	20	0
11/18	at Dallas	26	102	3.9	18	0	4	31	7.8	14	0
11/25	WASHINGTON	15	50	3.3	7	0	7	40	5.7	8	0
11/29	at Kansas City	25	80	3.2	17	0	4	66	16.5	46	1
12/9	SAN DIEGO	15	21	1.4	6	0	5	88	17.6	37	1
12/16	at Washington	15	36	2.4	7	0	8	73	9.1	22	0
12/22	at San Francisco	15	35	2.3	10	0	9	103	11.4	46	0
12/30	N.Y. GIANTS	8	23	2.9	8	0	2	-1	-0.5	3	0
1/6	at Tampa Bay	INACTIVE									
SEASON TOTALS		166	604	3.6	44	2	63	626	9.9	46	2
POSTSEASON											
1/12	TAMPA BAY	15	34	2.3	10	0	2	27	13.5	23	1
1/19	at Chicago	18	66	3.7	13	0	7	54	7.7	14	1
1/27	at St. Louis	11	39	3.5	20	1	8	58	7.3	10	0
POSTSEASON TOTALS		44	139	3.2	20	1	17	139	8.2	23	2

2000

Date	Opponent	No.	Yds.	Avg.	Lg.	TD	No.	Yds.	Avg.	Lg.	TD
9/3	at Dallas	26	201	7.7	60	1	4	61	15.3	26	0
9/10	N.Y. GIANTS	7	11	1.6	4	0	7	58	8.3	14	0
9/17	at Green Bay	17	60	3.5	16	0	8	62	7.8	20	0
9/24	at New Orleans	18	44	2.4	12	0	3	16	5.3	9	0
10/1	ATLANTA	11	28	2.5	6	0	3	4	1.3	5	0
10/8	WASHINGTON	INACTIVE/FOOT									
		PLACED ON RESERVE/INJURED					(10/10)				
SEASON TOTALS		79	344	4.4	60	1	25	201	8.0	26	0

1999

Date	Opponent	No.	Yds.	Avg.	Lg.	TD	No.	Yds.	Avg.	Lg.	TD
9/12	ARIZONA	21	111	5.3	24	1	3	19	6.3	8	1
9/19	TAMPA BAY	13	42	3.2	12	0	2	22	11.0	13	0
9/26	at Buffalo	10	6	0.6	3	0	4	19	4.8	7	0
10/3	at N.Y. Giants	21	62	3.0	9	0	0	0	0.0	0	0
10/10	DALLAS	22	110	5.0	19	0	4	19	4.8	9	0
10/17	at Chicago	23	101	4.4	26	0	4	37	9.3	16	0
10/24	at Miami	19	73	3.8	9	0	2	1	0.5	6	0
10/31	N.Y. GIANTS	26	97	3.7	21	1	3	32	10.7	16	0
11/7	at Carolina	17	140	8.2	29	1	2	11	5.5	13	0
11/14	WASHINGTON	28	122	4.4	20	1	1	11	11.0	11	0
11/21	INDIANAPOLIS	16	78	4.9	14	0	2	17	8.5	10	0
11/28	at Washington	19	44	2.3	9	0	4	39	9.8	16	0
12/ 5	at Arizona	25	72	2.9	11	0	5	42	8.4	19	0
12/12	at Dallas	18	78	4.3	15	0	3	11	3.7	6	0
12/19	NEW ENGLAND	29	93	3.2	15	0	0	0	0.0	0	0
1/2	ST. LOUIS	18	44	2.4	11	0	2	14	7.0	11	1
SEASON TOTALS		325	1,273	3.9	29	4	41	294	7.2	19	2

STALEY'S GAME-BY-GAME STATISTICS (cont.)**1998**

<u>Date</u>	<u>Opponent</u>	<u>No.</u>	<u>Yds.</u>	<u>Avg.</u>	<u>Lg.</u>	<u>TD</u>	<u>No.</u>	<u>Yds.</u>	<u>Avg.</u>	<u>Lg.</u>	<u>TD</u>
9/6	SEATTLE	20	95	4.8	26	0	1	6	6.0	6	0
9/13	at Atlanta	18	43	2.4	6	1	9	73	8.1	33	0
9/20	at Arizona	17	67	3.9	18	0	5	24	4.8	12	0
9/27	KANSAS CITY	16	73	4.6	14	2	2	23	11.5	17t	1
10/4	at Denver	6	-4	-0.7	2	0	2	6	3.0	5	0
10/11	WASHINGTON	12	47	3.9	9	0	1	4	4.0	4	0
10/18	at San Diego	14	41	2.9	12	0	3	35	11.7	20	0
11/2	DALLAS	5	56	11.2	46	0	2	26	13.0	22	0
11/8	DETROIT	17	89	5.2	14	0	7	32	4.6	14	0
11/15	at Washington	12	42	3.5	19	0	1	4	4.0	4	0
11/22	at N.Y. Giants	14	52	3.7	9	0	4	49	12.3	16	0
11/29	at Green Bay	15	60	4.0	15	0	5	61	12.2	29	0
12/3	ST. LOUIS	28	99	3.5	24	0	5	23	4.6	14	0
12/13	ARIZONA	30	141	4.7	30t	1	2	10	5.0	5	0
12/20	at Dallas	18	67	3.7	15	0	7	53	7.6	23	0
12/27	N.Y. GIANTS	16	97	6.1	64t	1	1	3	3.0	3	0
SEASON TOTALS		258	1,065	4.1	64t	5	57	432	7.6	33	1

1997

<u>Date</u>	<u>Opponent</u>	<u>Rush</u>	<u>Yds.</u>	<u>Avg.</u>	<u>Lg.</u>	<u>TD</u>	<u>Rec.</u>	<u>Yds.</u>	<u>Avg.</u>	<u>Lg.</u>	<u>TD</u>
8/31	at N.Y.Giants	0	0	0.0	0	0	0	0	0.0	0	0
9/7	GREEN BAY	0	0	0.0	0	0	0	0	0.0	0	0
9/15	at Dallas	0	0	0.0	0	0	0	0	0.0	0	0
9/28	at Minnesota	0	0	0.0	0	0	0	0	0.0	0	0
10/5	WASHINGTON	0	0	0.0	0	0	0	0	0.0	0	0
10/12	at Jacksonville	1	-1	-1.0	-1	0	0	0	0.0	0	0
10/19	ARIZONA	0	0	0.0	0	0	0	0	0.0	0	0
10/26	DALLAS	0	0	0.0	0	0	0	0	0.0	0	0
11/2	at Arizona	0	0	0.0	0	0	0	0	0.0	0	0
11/10	SAN FRANCISCO	0	0	0.0	0	0	0	0	0.0	0	0
11/16	at Baltimore	0	0	0.0	0	0	0	0	0.0	0	0
11/23	PITTSBURGH	0	0	0.0	0	0	0	0	0.0	0	0
11/30	CINCINNATI	0	0	0.0	0	0	0	0	0.0	0	0
12/7	N.Y. GIANTS	0	0	0.0	0	0	0	0	0.0	0	0
12/14	at Atlanta	0	0	0.0	0	0	0	0	0.0	0	0
12/21	at Washington	6	30	5.0	12	0	2	22	11.0	22	0
SEASON TOTALS		7	29	4.1	12	0	2	22	11.0	22	0

STALEY'S CAREER STATISTICS

Regular Season

RUSHING						RECEIVING					
	No.	Yds.	Avg.	LG	TD		No.	Yds.	Avg.	LG	TD
1997 Philadelphia (NFC)	7	29	4.1	12	0	1997 Philadelphia (NFC)	2	22	11.0	22	0
1998 Philadelphia (NFC)	258	1065	4.1	64 t	5	1998 Philadelphia (NFC)	57	432	7.6	33	1
1999 Philadelphia (NFC)	325	1273	3.9	29	4	1999 Philadelphia (NFC)	41	294	7.2	19	2
2000 Philadelphia (NFC)	79	344	4.4	60	1	2000 Philadelphia (NFC)	25	201	8.0	26	0
2001 Philadelphia (NFC)	166	604	3.6	44 t	2	2001 Philadelphia (NFC)	63	626	9.9	46 t	2
2002 Philadelphia (NFC)	269	1029	3.8	57	5	2002 Philadelphia (NFC)	51	541	10.6	45	3
2003 Philadelphia (NFC)	96	463	4.8	22	5	2003 Philadelphia (NFC)	36	382	10.6	52 t	2
2004 Pittsburgh (AFC)	192	830	4.3	38	1	2004 Pittsburgh (AFC)	6	55	9.2	21	0
NFL Totals	1,392	5,637	4.1	64 t	23	NFL Totals	281	2,553	9.1	52 t	10
Steelers Totals	192	830	4.3	38	1	Steelers Totals	6	55	9.2	21	0

Postseason

RUSHING						RECEIVING					
	No.	Yds.	Avg.	LG	TD		No.	Yds.	Avg.	LG	TD
2001 Philadelphia (NFC)	44	139	3.2	20	1	2001 Philadelphia (NFC)	17	139	3.2	20	2
2002 Philadelphia (NFC)	31	121	3.9	20 t	1	2002 Philadelphia (NFC)	11	65	5.9	19	0
2003 Philadelphia (NFC)	18	124	6.8	22	0	2003 Philadelphia (NFC)	7	59	8.4	23 t	1
2004 Pittsburgh (AFC)	21	80	3.8	9	0	2004 Pittsburgh (AFC)	0	0	0.0	—	0
NFL Totals	114	464	4.1	22	2	NFL Totals	35	263	7.5	23 t	3
Steelers Totals	21	80	3.8	9	0	Steelers Totals	0	0	0.0	—	0

*Team Leader

78 MAX STARKS
TACKLE

HEIGHT—6-8
 WEIGHT—337
 COLLEGE—Florida
 BIRTHDATE—January 10, 1982
 BIRTHPLACE—Orlando, Fla.
 HOW ACQUIRED—D3-'04 (#75)
 NFL EXPERIENCE—2nd Year
 GAMES PLAYED-STARTED/POSTSEASON—'04 (10-0/2-0)
 CAREER TOTALS: 10-0 (2-0)

PRO: Is a mammoth offensive lineman who has great potential...was one of four 2004 draft picks to make the final 2004 roster...is the son of former Cincinnati Bengals defensive end Ross Browner. **2004:** Was inactive for first six games...saw action as



a reserve in final 10 regular season games and both postseason contests...10/31 vs. *New England*; made his first appearance as a pro.

COLLEGE: Competed as a left offensive tackle and right guard as a senior after playing left tackle as a junior and right tackle during his sophomore campaign...was elected a University of Florida Student Senator during his freshman year. **2003:** All-American third-team and All-Southeastern Conference first-team selection by *The NFL Draft Report*...added All-Southeast Conference first-team honors from the league's coaches...shared the team's Offensive Captain Award with tight end Ben Troupe...received the Bob Bryan Student-Athlete Award. **2002:** All-Southeastern Conference honorable mention...started every game at left tackle. **2001:** Named the team's Most Improved Offensive Lineman...started every game at right offensive tackle. **2000:** Was a backup at offensive tackle as a true freshman...played in seven games for 125 plays...majored in sociology.

PERSONAL: Attended Lake Highland (Orlando, Fla.) Prep...was one of the state's top offensive linemen in 1999...named to *Super Prep's*, *National Bluechips* and *Prep Star's* All-American teams...was a *USA Today* honorable mention All-American...*Super Prep* ranked him among the state of Florida's top 20 players and top three offensive linemen...was a two-time All-Conference selection in basketball...was heavily involved in the community in college, including serving as a tutor and working with Kids Against Drugs, Alcohol and Tobacco...six relatives played in the National Football League, including his father, Ross Browner, who was a first-round selection in the 1978 NFL Draft by Cincinnati and started 36 of 43 games during his career...Browner was a two-time (1976, 1977) All-American defensive lineman at Notre Dame and placed fifth in the 1977 Heisman Trophy balloting...is the son of Ross Browner and Max and Eleanor Starks...Full name: Max W. Starks.

33 RUSSELL STUVAINTS

SAFETY



(pronounced STU vants)

HEIGHT—6-0

WEIGHT—210

COLLEGE—Youngstown State

BIRTHDATE—August 28, 1980

BIRTHPLACE—Pittsburgh, Pa.

HOW ACQUIRED—FA-'03

NFL EXPERIENCE—3rd Year

GAMES PLAYED-STARTED/POSTSEASON—'03 (4-0/0-0), '04 (15-0/2-0)

CAREER TOTALS: 19-0 (2-0)

PRO: A rookie free agent in 2003, was one of the final cuts entering the 2004 season...signed to the New England Patriots practice squad but rejoined his hometown team when safety Ainsley Battles was placed on the reserved/injured list and lost





for the season. **2004:** Recorded 18 tackles (16 solo), defended three passes and returned one fumble for a touchdown...9/26 at *Miami*: finished with two tackles (one solo)...also was credited with one special-teams assist...played nine defensive snaps...10/3 vs. *Cincinnati*: had one tackle...played one defensive snap...10/10 vs. *Cleveland*: finished with one solo tackle...played 14 defensive snaps after Mike Logan left the game because of a hamstring injury...also was credited with one solo special-teams tackle...10/17 at *Dallas*: registered one tackle and one pass defense...also was credited with two solo special-teams tackles...played 19 defensive snaps...10/31 vs. *New England*: finished with three solo tackles...played 26 defensive snaps...11/7 vs. *Philadelphia*: recorded one solo special-teams tackle...also was credited with one assist and a pass defense...played nine defensive snaps...11/14 at *Cleveland*: scored his first NFL touchdown of 24 yards on a forced fumble by Aaron Smith...also was credited with a solo special-teams tackle...logged 15 defensive plays...11/21 at *Cincinnati*: registered one solo tackle and one pass defense...had one solo special-teams tackle...played eight defensive snaps...11/28 vs. *Washington*: finished with one tackle...was credited with a quarterback hurry/pressure and one special-teams assist...played 19 defensive snaps...12/5 at *Jacksonville*: had one tackle...was credited with one special-teams assist...played 11 defensive snaps...12/12 vs. *N.Y. Jets*: registered one solo tackle...12/18 at *N.Y. Giants*: finished with one solo tackle...was credited with three special-teams tackles (one solo)...logged 10 defensive plays...12/26 vs. *Baltimore*: played nine defensive snaps...1/2/05 at *Buffalo*: finished with four total tackles—all solo...also was credited with one pass defense and three special-teams tackles (two solo)...1/15/05 vs. *N.Y. Jets*: finished with one solo tackle and two solo special-teams tackles. **2003:** Finished the 2003 season on the active roster... was an original member of the Steelers' 2003 practice squad...was promoted to the active roster Dec. 2 when cornerback Chad Scott was placed on the reserved/injured list due to season-ending hand surgery...played in the final four games, mostly on special teams...finished with three special-teams tackles (two solo)...12/28 at *Baltimore*: was credited with one solo special-teams tackle...also threw a key block on Chris Hope's 81-yard TD reception on a fake punt.

COLLEGE: Played linebacker in college...played in 38 games and finished career with 194 tackles (128 solo)...registered 26 career tackles for losses, nine sacks, forced eight fumbles and broke up seven passes...led team with 62 solo tackles as a senior in 2002...forced team-high four fumbles...returned kicks...was named second-team all-conference and honorable-mention All-America by the *Football Gazette*...tied for the team lead with 69 total tackles and had a team-best 48 solo tackles in 2001...started three of the final four contests in 2000...finished the year with 25 tackles (14 solo)...played in four games and recorded nine tackles as a freshman in 1999...redshirted in 1998...graduated with a degree in communication.

PERSONAL: Was a three-year letter winner at McKeesport (Pa.) High School...played running back and free safety...set a school-record for rushing in a 10-game season with 1,214 yards...played in the Foothills Football Classic...was a first-team All-District running back...was a first-team All-Conference pick as a free safety...earned two letters in basketball...is the son of Russell Stuvaints and Ramona Wilkes...has two brothers (Rickey and Sano) and one sister (Felicia)...Full name: Russell Stuvaints Jr.



STUVAINTS' CAREER STATISTICS

Regular Season

TACKLES	Solo	AT	Tot.	Sp.T.	Sacks	FF	FR	INTERCEPTIONS	No.	Yds.	Avg.	LG	TD
2003 Pittsburgh (AFC)	0	0	0	3	0.0	0	0	2003 Pittsburgh (AFC)	0	0	0.0	0	0
2004 Pittsburgh (AFC)	16	2	16	13	0.0	0	0	2004 Pittsburgh (AFC)	0	0	0.0	0	0
NFL Totals	16	2	16	16	0.0	0	0	NFL Totals	0	0	0.0	0	0

Postseason

TACKLES	Solo	AT	Tot.	Sp.T.	Sacks	FF	FR	INTERCEPTIONS	No.	Yds.	Avg.	LG	TD
2004 Pittsburgh (AFC)	1	0	1	2	0.0	0	0	2004 Pittsburgh (AFC)	0	0	0.0	0	0
NFL Totals	1	0	1	2	0.0	0	0	NFL Totals	0	0	0.0	0	0

STUVAINTS' GAME-BY-GAME STATISTICS

2004

Date	Opponent	T	AT	Sacks/		INT	PD	FF	FR
				TOT	YDS				
9/26	at Miami	1	1	2	0.0/0	0/0	0	0	0
10/3	CINCINNATI	1	0	1	0.0/0	0/0	0	0	0
10/10	CLEVELAND	1	0	1	0.0/0	0/0	0	0	0
10/17	at Dallas	1	0	1	0.0/0	0/0	1	0	0
10/31	NEW ENGLAND	3	0	3	0.0/0	0/0	0	0	0
11/7	PHILADELPHIA	0	1	1	0.0/0	0/0	1	0	0
11/14	at Cleveland	0	0	0	0.0/0	0/0	0	0	1t
11/21	at Cincinnati	1	0	1	0.0/0	0/0	0	0	0
11/28	WASHINGTON	1	0	1	0.0/0	0/0	0	0	0
12/5	at Jacksonville	1	0	1	0.0/0	0/0	0	0	0
12/12	N.Y. JETS	1	0	1	0.0/0	0/0	0	0	0
12/18	at N.Y. Giants	1	0	1	0.0/0	0/0	0	0	0
12/26	BALTIMORE	0	0	0	0.0/0	0/0	0	0	0
1/2/05	at Buffalo	4	0	4	0.0/0	0/0	1	0	0
SEASON TOTALS		16	2	18	0.0/0	0/0	3	0	1t

POSTSEASON

1/15	N.Y. JETS	1	0	1	0.0/0	0/0	0	0	0
1/23	NEW ENGLAND	0	0	0	0.0/0	0/0	0	0	0
POSTSEASON TOTALS		1	0	1	0.0/0	0/0	0	0	0



24 IKE TAYLOR

CORNERBACK



HEIGHT—6-1

WEIGHT—191

COLLEGE—Louisiana-Lafayette

BIRTHDATE—May 5, 1980

BIRTHPLACE—New Orleans, Louisiana

HOW ACQUIRED—D4-'03 (#28, 125)

NFL EXPERIENCE—3rd Year

GAMES PLAYED-STARTED/POSTSEASON—'03 (16-1/0-0), '04 (13-1/2-0)

CAREER TOTALS: 29-2 (2-0)

PRO: Is a talented, athletic cornerback...contributed on special teams and as a kick returner and eventually worked his way into the secondary rotation. **2004:** Recorded 11 tackles (six solo), one interception and defended four passes...*9/26 at Miami:* dressed for the first time...*10/3 vs. Cincinnati:* was credited with one special-teams assist...*10/17 at Dallas:* returned two kickoffs for 28 yards, a 14-yard average, when Ricardo Colclough left the game due to dehydration...logged 17 defensive plays...*10/31 vs. New England:* recorded his first career interception...also was credited with one tackle and two special-teams tackles (one solo)...logged 18 defensive plays...*11/7 vs. Philadelphia:* was credited with one solo tackle...played seven defensive snaps...*11/14 at Cleveland:* registered two solo tackles...also was credited with a pass defense...played 13 defensive snaps...*11/21 at Cincinnati:* recorded one special-teams assist...played nine defensive snaps...*11/28 vs. Washington:* returned one kickoff for 21 yards...finished with one assist and two special-teams tackles (one solo)...played six defensive snaps...*12/5 at Jacksonville:* finished with one assist and two passes defended...returned one kickoff for 19 yards...was credited with one solo special-teams tackle...played nine defensive snaps...*12/12 vs. N.Y. Jets:* had one kickoff return for 12 yards...*12/18 at N.Y. Giants:* returned three kickoffs for 60 yards...played five defensive snaps...*12/26 vs. Baltimore:* returned one kickoff for 10 yards...played 14 defensive snaps...*1/2/05 at Buffalo:* led the team with five total tackles (three solo)...made several key plays on special-teams, including recovering the Bills' on-side kick near the end of the game...forced a fumble on the Bills' first punt return that led to the Steelers' first score...finished with two special-teams assists...was credited with one pass defense...returned two kickoffs for 34 yards...*1/15/05 vs. N.Y. Jets:* returned three kickoffs for 58 yards, including one of 30 and one of 28 yards...also was credited with one solo special-teams tackle...*1/23/05 vs. New England:* registered one solo special-teams tackle...also returned three kickoffs for 29 yards, including a long of 17. **2003:** Led the team with 831 yards on 37 kickoff returns for a 22.5-yard average...finished with 18 solo tackles and 18 special-teams tackles (11 solo)...*9/7 vs. Baltimore:* played 12 defensive snaps in his pro debut and was credited with one pass defense...also had one special-teams tackle...returned two kickoffs for 29 yards...*9/14 at Kansas City:* had a solid day on special teams ...led the team in



special-teams tackles (two solo)...returned two kickoffs for 43 yards...9/21 at Cincinnati: nearly broke the opening kickoff for a TD returning it 40 yards...9/28 vs. Tennessee: returned two kickoffs for 28 yards...led the team with three special-teams tackles (two solo)...10/5 Cleveland: nearly broke two kickoff returns for touchdowns—one for a career-long 53 yards and another for 38 yards...averaged 31 yards on four returns...also downed a Josh Miller punt at the one-yard line...10/26 vs. St. Louis: had another solid day as a kick returner...averaged 24.2 yards on six returns (145 yards total)...played one defensive snap...was credited with two special-teams tackles (one solo)...11/9 vs. Arizona: accumulated his most playing time from scrimmage season...returned three kickoffs for 56 yards (18.7 avg.), including a long of 20 yards...finished with one solo tackle...was credited with a solo special-teams tackle...played 44 defensive snaps...11/23 at Cleveland: made his first-career start as the Steelers lined up in their dime defense...returned one kickoff for 23 yards...accumulated his most playing time from scrimmage...finished with three tackles...also was credited with one pass defense and two special-teams tackles (one solo)...logged 54 defensive plays.

COLLEGE: Made the transition from offense to the defensive backfield as a senior...only played two seasons of collegiate football but managed to record 49 tackles (37 solo) with eight passes defended and two forced fumbles...added 323 yards and three touchdowns on 70 carries (4.6 avg) and 125 yards on 18 receptions (6.9 avg) on offense and gained 490 yards on 27 kickoff returns (18.1 avg.). **2002:** Was a Super Sleeper Team and All-Sunbelt Conference second-team selection by *The NFL Draft Report* as a senior...moved into the starting lineup at right cornerback...recorded 46 tackles (34 solo) with eight pass defenses and two forced fumbles...did not allow an opponent to catch a pass in four games...returned nine kickoffs for 210 yards (23.3 avg.). **2001:** Played in every game on special teams and saw action as a tailback in nine contests...joined the team as a walk-on, earning a scholarship prior to the 2001 season...had 70 carries for 323 yards (4.6 avg) and three touchdowns...caught 18 passes for 125 yards (6.9 avg) and returned 18 kickoffs for 280 yards (15.6 avg)...recorded three solo tackles. **2000:** Did not play football. **1999:** Did not play football...majored in general studies.

PERSONAL: Attended Abramson (La.) High...was an All-District 9-5A first-team selection as a junior and senior...played running back, defensive end, cornerback and placekicker during his three-year career...led the team to the state playoffs in each of his three seasons with the varsity...lettered three times as a guard and small forward on the basketball team...earned All-District 9-5A basketball honors as a senior, as the team compiled a 25-6 record in 1998...lives in Harvey, Louisiana...Full name: Ike Taylor.



TAYLOR'S GAME-BY-GAME STATISTICS

2004

Date	Opponent	I	AT	TOT	Sack/ YDS	INT	PD	FF	FR
					YDS				
9/12	OAKLAND				INACTIVE				
9/19	at Baltimore				INACTIVE				
9/26	at Miami	0	0	0	0.0/0	0/0	0	0	0
10/3	CINCINNATI	0	0	0	0.0/0	0/0	0	0	0
10/10	CLEVELAND				INACTIVE				
10/17	at Dallas	0	0	0	0.0/0	0/0	0	0	0
10/31	NEW ENGLAND	0	1	1	0.0/0	1/0	0	0	0
11/7	PHILADELPHIA	1	0	1	0.0/0	0/0	0	0	0
11/14	at Cleveland	2	0	2	0.0/0	0/0	1	0	0
11/21	at Cincinnati	0	0	0	0.0/0	0/0	0	0	0
11/28	WASHINGTON	0	1	1	0.0/0	0/0	0	0	0
12/5	at Jacksonville	0	1	1	0.0/0	0/0	2	0	0
12/12	N.Y. JETS	0	0	0	0.0/0	0/0	0	0	0
12/18	at N.Y. Giants	0	0	0	0.0/0	0/0	0	0	0
12/26	BALTIMORE	0	0	0	0.0/0	0/0	0	0	0
1/2/05	at Buffalo	3	2	5	0.0/0	0/0	1	0	0
SEASON TOTALS		6	5	11	0.0/0	1/0	4	0	0
POSTSEASON									
1/15	N.Y. JETS	0	0	0	0.0/0	0/0	0	0	0
1/23	NEW ENGLAND	0	0	0	0.0/0	0/0	0	0	0
POSTSEASON TOTALS		0	0	0	0.0/0	0/0	0	0	0

KICKOFF RETURNS

PUNT RETURNS

Date	Opponent	No.	Yds.	Avg.	LG	TD	No.	FC	Yds.	Avg.	LG	TD
9/12	OAKLAND					INACTIVE						
9/19	at Baltimore					INACTIVE						
9/26	at Miami	0	0	0.0	—	0	0	0	0	0.0	—	0
10/3	CINCINNATI	0	0	0.0	—	0	0	0	0	0.0	—	0
10/10	CLEVELAND	0	0	0.0	—	0	0	0	0	0.0	—	0
10/17	at Dallas	2	28	14.0	18	0	0	0	0	0.0	—	0
10/31	NEW ENGLAND	0	0	0.0	—	0	0	0	0	0.0	—	0
11/28	WASHINGTON	1	21	21.0	21	0	0	0	0	0.0	—	0
12/5	at Jacksonville	1	19	19.0	19	0	0	0	0	0.0	—	0
12/12	N.Y. JETS	1	12	12.0	12	0	0	0	0	0.0	—	0
12/18	at N.Y. Giants	3	60	20.0	22	0	0	0	0	0.0	—	0
12/26	BALTIMORE	1	10	10.0	10	0	0	0	0	0.0	—	0
1/2/05	at Buffalo	2	34	17.0	18	0	0	0	0	0.0	—	0
SEASON TOTALS		11	184	16.7	22	0	0	0	0	0.0	—	0
POSTSEASON												
1/15	N.Y. JETS	3	58	19.3	30	0	0	0	0	0.0	—	0
1/23	NEW ENGLAND	3	29	9.7	17	0	0	0	0	0.0	—	0
POSTSEASON TOTALS		6	87	14.5	30	0	0	0	0	0.0	—	0



2003

Date	Opponent	I	AT	TOT	Sack/		PD	FF	FR
					YDS	INT			
9/7	BALTIMORE	0	0	0	0.0/0	0/0	1	0	0
9/14	at Kansas City	0	0	0	0.0/0	0/0	0	0	0
9/21	at Cincinnati	0	0	0	0.0/0	0/0	0	0	0
9/28	TENNESSEE	0	0	0	0.0/0	0/0	0	0	0
10/5	CLEVELAND	0	0	0	0.0/0	0/0	0	0	0
10/12	at Denver	0	0	0	0.0/0	0/0	0	0	0
10/26	ST. LOUIS	0	0	0	0.0/0	0/0	0	0	0
11/2	at Seattle	0	0	0	0.0/0	0/0	0	0	0
11/9	ARIZONA	1	0	1	0.0/0	0/0	0	0	0
11/17	at San Francisco	2	0	2	0.0/0	0/0	0	0	0
11/23	at Cleveland	3	0	3	0.0/0	0/0	1	0	0
11/30	CINCINNATI	2	0	2	0.0/0	0/0	0	0	0
12/7	OAKLAND	4	0	4	0.0/0	0/0	0	0	0
12/14	at N.Y. Jets	2	0	2	0.0/0	0/0	0	0	0
12/21	SAN DIEGO	3	0	3	0.0/0	0/0	1	0	0
12/28	at Baltimore	1	0	1	0.0/0	0/0	0	0	0
SEASON TOTALS		18	0	18	0.0/0	0/0	3	0	0

KICKOFF RETURNS

PUNT RETURNS

Date	Opponent	No.	Yds.	Avg.	LG	TD	No.	FC	Yds.	Avg.	LG	TD
9/7	BALTIMORE	2	29	14.5	16	0	0	0	0	0.0	—	0
9/14	at Kansas City	2	43	21.5	27	0	0	0	0	0.0	—	0
9/21	at Cincinnati	1	40	40.0	40	0	0	0	0	0.0	—	0
9/28	TENNESSEE	2	28	14.0	17	0	0	0	0	0.0	—	0
10/5	CLEVELAND	4	124	31.0	53	0	0	0	0	0.0	—	0
10/12	at Denver	0	0	0.0	—	0	0	0	0	0.0	—	0
10/26	ST. LOUIS	6	145	24.2	42	0	0	0	0	0.0	—	0
11/2	at Seattle	4	77	19.3	22	0	0	0	0	0.0	—	0
11/9	ARIZONA	3	56	18.7	20	0	0	0	0	0.0	—	0
11/17	at San Francisco	3	71	23.7	36	0	0	0	0	0.0	—	0
11/23	at Cleveland	1	23	23.0	23	0	0	0	0	0.0	—	0
11/30	CINCINNATI	4	93	23.3	28	0	0	0	0	0.0	—	0
12/7	OAKLAND	1	23	23.0	23	0	0	0	0	0.0	—	0
12/14	at N.Y. Jets	2	34	17.0	19	0	0	0	0	0.0	—	0
12/21	SAN DIEGO	0	0	0.0	—	0	0	0	0	0.0	—	0
12/28	at Baltimore	2	45	22.5	23	0	0	0	0	0.0	—	0
SEASON TOTALS		37	831	22.5	53	0	0	0	0	0.0	—	0



TAYLOR'S CAREER STATISTICS

Regular Season

<u>TACKLES</u>	<u>Solo</u>	<u>AT</u>	<u>Tot.</u>	<u>Sp.T.</u>	<u>Sacks</u>	<u>FF</u>	<u>FR</u>	<u>INTERCEPTIONS</u>	<u>No.</u>	<u>Yds.</u>	<u>Avg.</u>	<u>LG</u>	<u>TD</u>
2003 Pittsburgh (AFC)	18	0	18	18	0.0	0	0	2003 Pittsburgh (AFC)	0	0	0.0	0	0
2004 Pittsburgh (AFC)	6	5	11	8	0.0	0	0	2004 Pittsburgh (AFC)	1	0	0.0	=	0
NFL Totals	24	5	29	26	0.0	0	0	NFL Totals	1	0	0.0	0	0

<u>KICKOFF RETURN</u>	<u>No.</u>	<u>Yds.</u>	<u>Avg.</u>	<u>LG</u>	<u>TD</u>
2003 Pittsburgh (AFC)	37	831	22.5	53	0
2004 Pittsburgh (AFC)	9	150	16.7	22	0
NFL Totals	46	981	21.3	53	0

Postseason

<u>TACKLES</u>	<u>Solo</u>	<u>AT</u>	<u>Tot.</u>	<u>Sp.T.</u>	<u>Sacks</u>	<u>FF</u>	<u>FR</u>	<u>KICKOFF RETURN</u>	<u>No.</u>	<u>Yds.</u>	<u>Avg.</u>	<u>LG</u>	<u>TD</u>
2004 Pittsburgh (AFC)	6	5	11	1	0.0	0	0	2004 Pittsburgh (AFC)	6	87	14.5	30	0
NFL Totals	6	5	11	1	0.0	0	0	NFL Totals	6	87	14.5	30	0

26 DESHEA TOWNSEND

CORNERBACK



HEIGHT-5-10

WEIGHT-190

COLLEGE-Alabama

BIRTHDATE-September 8, 1975

BIRTHPLACE-Batesville, Miss.

HOW ACQUIRED-D4a-'98

NFL EXPERIENCE-8th Year

GAMES PLAYED-STARTED/POSTSEASON-'98 (12-0/0-0), '99 (16-4/0-0), '00 (16-0/0-0), '01 (16-1/2-0), '02 (16-3/2-1), '03 (16-8/0-0), '04 (15-15/2-2)

CAREER TOTALS: 107-31 (6-3)

PRO: Has developed into team's top cornerback...entered the 2004 season as a starter for the first time in his career. **2004:** Recorded 58 tackles (46 solo), four sacks, four interceptions and 15 passes defended...forced and recovered a fumble...9/12 vs. *Oakland:* finished with four total tackles (two solo)...recorded his first interception of the season and the ninth of his pro career...also was credited with one pass defense...played 64 defensive snaps...9/19 at *Baltimore:* played all 64 defensive snaps...recorded his first sack of the season...finished with seven total tackles...9/26 at *Miami:* recorded his second interception of the season, the 10th of his career...finished with five total tackles (four solo)

CAREER HIGHLIGHTS

- ◆ 2004 Set Career High Interceptions (4)
- ◆ 2004 Led Team In Passes Defensed (14)





and his second sack of the season...also was credited with two passes defended...played all 61 defensive snaps...10/3 vs. *Cincinnati*: finished with five total tackles—all solo...also was credited with two passes defended...logged 66 defensive plays...10/10 vs. *Cleveland*: led the team with three passes defended...finished with three solo tackles...was credited with one quarterback hurry/pressure...played 58 defensive snaps...10/17 at *Dallas*: finished with six total tackles (four solo)...also registered his third sack of the season...played all 63 defensive snaps...10/31 vs. *New England*: recorded his team-leading third interception of the season and returned it 39 yards for his second career TD...finished with two total tackles (one solo)...also was credited with three passes defended...played 54 defensive snaps...11/7 vs. *Philadelphia*: finished with two solo tackles...logged 37 defensive plays...11/14 at *Cleveland*: registered his fourth sack of the season...finished with four total tackles (three solo) and caused a fumble...also recovered a fumble (forced by James Farrior)...11/21 at *Cincinnati*: finished with three solo tackles and one quarterback hurry/pressure...logged all 46 defensive plays...11/28 vs. *Washington*: recorded his fourth interception of the season, matching a career high...finished with four total tackles (three solo)...also was credited with one pass defense...12/5 at *Jacksonville*: finished with seven total tackles (six solo)...played 65 defensive snaps...12/12 vs. *N.Y. Jets*: registered two solo tackles and one pass defense...12/18 at *N.Y. Giants*: finished with one solo tackle...played 45 defensive snaps...12/26 vs. *Baltimore*: registered four total tackles (three solo)...suffered a broken hand late in the fourth quarter...logged 49 defensive snaps...1/2/05 at *Buffalo*: missed his first game of the season because of a broken hand...1/15/05 vs. *N.Y. Jets*: returned to action despite his broken hand and made his second postseason start (2002)...finished with four total tackles (two solo)...1/23/05 vs. *New England*: finished with two solo tackles...also led the team with two passes defended and a forced fumble. **2003**: Ended the season as the team's starting right corner and performed superbly...moved to left corner when Chad Scott was placed on the reserved/injured list...started the final eight games (four at each corner)...finished the season with 42 total tackles (36 solo) and a team-high 12 passes defended...established a new career mark with three interceptions, all in the last two games...also was credited with a sack, one forced fumble, a fumble recovery and five special-teams tackles (two solo)...11/9 vs. *Arizona*: earned his first start of the season—the ninth of his career...had a terrific day, including the first sack of the season...registered his first forced fumble on a sack that was recovered by Kimo von Oelhoffen and led to a Steelers TD...finished with five total tackles—all solo...also was credited with a quarterback hurry/pressure and one pass defense...12/14 at *N.Y. Jets*: was credited with four total tackles (all solo)...played all 62 defensive snaps...led the team with three passes defended...12/21 vs. *San Diego*: produced the best day of his pro career...led the team with nine total tackles (eight solo) and accounted for three turnovers—two interceptions and a fumble recovery...returned his second interception of the game 25 yards for his first-career TD...played all 66 defensive snaps...12/28 at *Baltimore*: collected his third interception in two games in season-finale...finished with two solo tackles and a pass defense...played all 63 defensive snaps. **2002**: Had another solid season for the Steelers...finished with 30 total tackles (26 solo)...also had three interceptions...collected the first postseason interception of his career...also registered 15 special-teams tackles (11 solo) and had eight passes defended...9/9 at *New England*: had one tackle in season-opener...9/15 vs. *Oakland*: played 46 defensive snaps...finished with three solo tackles and one pass defense...was cred-



ited with one special-teams tackle...9/29 vs. *Cleveland*: played 31 defensive snaps...finished with two solo tackles...also had one pass defense...10/6 at *New Orleans*: logged 19 defensive plays...finished with one solo tackle...also was credited with one pass defense...10/13 at *Cincinnati*: collected his first interception of the season...played 44 defensive snaps...finished with one defensive tackle and two solo special-teams tackles...10/21 vs. *Indianapolis*: finished with five solo tackles...also was credited with a quarterback hurry/pressure and one special-teams assist...10/27 at *Baltimore*: collected his second interception of the season...finished with one tackle...also was credited with two quarterback hurries/pressures and two passes defended...11/3 at *Cleveland*: finished with two solo tackles...also was credited with a quarterback hurry/pressure and one solo special-teams tackle...11/10 vs. *Atlanta*: registered three total tackles (one solo)...nailed Michael Vick for a 14-yard loss...logged 39 defensive plays...11/17 at *Tennessee*: finished with one tackle...was credited with two quarterback hurries/pressures...11/24 vs. *Cincinnati*: recorded two tackles...played 36 defensive snaps...12/1 at *Jacksonville*: had one quarterback hurry/pressure...played 26 defensive snaps...12/23 at *Tampa Bay*: had increased playing time due to the injury to Chad Scott...finished with three solo tackles...also was credited with one pass defense...12/29 vs. *Baltimore*: earned his first start of the season and responded admirably...recorded a big interception in end zone during the first quarter to thwart a potential Baltimore scoring drive...finished with four total tackles (three solo) and one pass defense...1/5/03 vs. *Cleveland*: earned his first start in the postseason in the Wild Card game...finished with seven total tackles (six solo)...also was credited with two passes defended...1/11 at *Tennessee*: collected his first-career postseason interception in Divisional Playoff game...finished with three solo tackles. **2001**: Had one of the best games of his pro career in the last game of the season when he collected the first two interceptions of his career...finished with 22 total tackles (20 solo)...also recorded two sacks and nine passes defended...9/9 at *Jacksonville*: started the fifth game of his NFL career for the injured Chad Scott in season-opener...logged 53 defensive plays...finished with three solo tackles, one pass defense, and a quarterback hurry/pressure...10/14 at *Kansas City*: logged 21 defensive plays...had one tackle...10/21 at *Tampa Bay*: registered his first sack of the season...logged 35 defensive plays...finished with one solo tackle...10/29 vs. *Tennessee*: logged 21 plays...finished with one solo tackle...also was credited with one pass defense...11/4 vs. *Baltimore*: played eight defensive snaps...was credited with two tackles, including his second sack of the season, which forced a fumble...11/11 at *Cleveland*: logged 19 defensive plays...finished with one tackle...was credited with one quarterback hurry/pressure and one pass defense...11/18 vs. *Jacksonville*: played 24 defensive snaps...was credited with one tackle, one quarterback hurry/pressure and two passes defended...1/6/02 vs. *Cleveland*: collected the first two interceptions of his career...also registered four total tackles (three solo)...1/20/02 vs. *Baltimore*: finished with one solo tackle in AFC Divisional Playoff game...1/27/02 vs. *New England*: recorded one solo tackle in AFC Championship game...also was credited with one special-teams tackle. **2000**: Finished the season with 20 total tackles, including 18 solo stops...also recorded a career-high 3½ sacks...was credited with nine pass defenses and 14 special-teams tackles...9/3 vs. *Baltimore*: logged 10 defensive plays...was credited with a special-teams assist...10/1 at *Jacksonville*: logged a season-high 51 defensive snaps...finished with three total tackles...also was credited with his first-career



sack...10/8 at *N.Y. Jets*: logged 25 defensive snaps...was credited with four total tackles and two pass defenses...10/15 vs. *Cincinnati*: had a particularly strong game on special teams...led the team with three special-teams tackles (two solo)...logged 22 defensive plays...registered one tackle and one pass defense...11/26 at *Cincinnati*: logged 17 plays...was credited with a sack for seven yards...12/3 vs. *Oakland*: played 24 defensive snaps...finished with one tackle...was credited with one quarterback hurry/pressure, one pass defense and two special-teams tackles...12/24 vs. *Washington*: played 18 defensive snaps...finished with one tackle...12/24 at *San Diego*: logged 20 defensive plays...recorded 1½ sacks. **1999**: Started four games for the Steelers in place of the injured Chad Scott...finished the season with 31 total tackles, including 23 solo tackles...also had eight passes defended and a forced fumble...was a solid special-teams player, contributing nine special-teams tackles...was a key component in the nickel and dime defenses...9/12 at *Cleveland*: played mostly in passing situations and special teams in the season-opener...was credited with one pass defense...9/19 at *Baltimore*: played in the Steelers nickel and dime defenses...tipped a pass that was intercepted by Dewayne Washington on the Ravens' initial drive of the game...finished with one total tackle, a pass defense and one special-teams tackle...9/26 vs. *Seattle*: played on 18 snaps...credited with one solo tackle...11/14 vs. *Cleveland*: was forced into active duty when Scott suffered a right knee injury...suffered a concussion a few plays after Scott's injury that forced him from the game...finished with two solo tackles...11/21 at *Tennessee*: made his first-career start at left corner for the injured Scott...played on every defensive snap but one...finished with four total tackles (three solos) and one pass defense...11/28 vs. *Cincinnati*: started his second-straight game...finished with a career-high six total tackles, including three solo tackles...12/2 at *Jacksonville*: finished with a career-high seven total tackles, including five solo tackles...also downed a punt at the Jacksonville one-yard line...12/12 vs. *Baltimore*: started his fourth-straight game but was replaced by Scott after suffering a mild ankle sprain. **1998**: 9/6 at *Baltimore*: Looked good early in his rookie debut in the season-opener, but a sprained knee ligament forced him out of action for the game...10/18 vs. *Baltimore*: returned to active duty for the first time since the season-opener...played 21 snaps, registering one tackle and a pass defense...nearly intercepted an Eric Zeier pass on the Ravens' final series of the game...11/1 vs. *Tennessee*: registered one solo tackle, while seeing his most action of the season due to an ankle injury to Carnell Lake (33 plays)...11/9 vs. *Green Bay*: played solidly in some key situations against to help contain Green Bay's explosive passing attack...was credited with one pass defense...also had one tackle...11/15 at *Tennessee*: registered one assist in his limited playing time...11/22 vs. *Jacksonville*: was credited with one solo tackle and one special-teams stop...12/6 vs. *New England*: took 11 defensive snaps...12/20 vs. *Cincinnati*: had two solo tackles...played on 19 defensive downs...12/26 at *Jacksonville*: registered one solo tackle and a special-teams tackle in the season-finale.

COLLEGE: Started since his freshman year in college. **1997**: Recorded 34 tackles and one sack during his senior season. **1996**: Recorded 39 tackles, one sack, two interceptions and 14 passes defended as a junior...named first-team All-Southeast Conference by the *Associated Press* and *The Birmingham News*...was voted second-team All-SEC in coaches poll...returned six punts for 25 yards. **1995**: Recorded 25 tackles and four interceptions as a sophomore...returned 13 punts for 75 yards...was a second-team All-SEC selection by the *Associated Press*...returned



a blocked field goal 90 yards for a touchdown vs. Georgia...started every game during his freshman year...had 31 solo tackles (39 total), one sack and one interception...returned 12 punts for 151 yards...majored in business management.

PERSONAL: Played both offense and defense in high school...accounted for 1,800 yards of offense and 18 touchdowns as a senior quarterback while leading South Panola High School to the 5A state championship in 1992...was high school teammate of NFL linebacker and former Alabama defender Dwayne Rudd...is the son of Willie and Lena Townsend...Full name: Trevor Deshea Townsend.

TOWNSEND'S GAME-BY-GAME STATISTICS

2004

Date	Opponent	I	AT	TOT	Sack/		PD	FF	FR
					YDS	INT			
9/12	OAKLAND	2	2	4	0.0/0	1/0	1	0	0
9/19	at Baltimore	5	2	7	1.0/8	0/0	0	0	0
9/26	at Miami	4	1	5	1.0/6	1/0	2	0	0
10/3	CINCINNATI	5	0	5	0.0/0	0/0	2	0	0
10/10	CLEVELAND	3	0	3	0.0/0	0/0	3	0	0
10/17	at Dallas	4	2	6	1.0/8	0/0	0	0	0
10/31	NEW ENGLAND	1	1	2	0.0/0	1/39	3	0	0
11/7	PHILADELPHIA	2	0	2	0.0/0	0/0	0	0	0
11/14	at Cleveland	2	1	3	1.0/2	0/0	0	1	1
11/21	at Cincinnati	3	0	3	0.0/0	0/0	0	0	0
11/28	WASHINGTON	3	1	4	0.0/0	1/15	2	0	0
12/5	at Jacksonville	6	1	7	0.0/0	0/0	0	0	0
12/12	N.Y. JETS	2	0	2	0.0/0	0/0	1	0	0
12/18	at N.Y. Giants	1	0	1	0.0/0	0/0	0	0	0
12/26	BALTIMORE	3	1	4	0.0/0	0/0	0	0	0
1/2/05	at Buffalo	INACTIVE							
SEASON TOTALS		46	12	58	4.0/24	4/54	14	1	1
POSTSEASON									
1/15	N.Y. JETS	2	2	4	0.0/0	0/0	0	0	0
1/23	NEW ENGLAND	2	0	2	0.0/0	0/0	2	1	0
POSTSEASON		4	2	6	0.0/0	0/0	2	1	0

2003

Date	Opponent	I	AT	TOT	Sack/		PD	FF	FR
					YDS	INT			
9/7	BALTIMORE	1	0	1	0.0/0	0/0	1	0	0
9/14	at Kansas City	0	0	0	0.0/0	0/0	0	0	0
9/21	at Cincinnati	2	0	2	0.0/0	0/0	0	0	0
9/28	TENNESSEE	0	2	2	0.0/0	0/0	0	0	0
10/5	CLEVELAND	2	0	2	0.0/0	0/0	0	0	0
10/12	at Denver	0	0	0	0.0/0	0/0	0	0	0
10/26	ST. LOUIS	2	0	0	0.0/0	0/0	0	0	0
11/2	at Seattle	1	0	1	0.0/0	0/0	0	0	0
11/9	ARIZONA	5	0	5	1.0/8	0/0	1	1	0
11/17	at San Francisco	3	0	3	0.0/0	0/0	0	0	0
11/23	at Cleveland	2	0	2	0.0/0	0/0	4	0	0
11/30	CINCINNATI	3	0	3	0.0/0	0/0	0	0	0
12/7	OAKLAND	1	3	4	0.0/0	0/0	1	0	0
12/14	at N.Y. Jets	4	0	4	0.0/0	0/0	3	0	0
12/21	SAN DIEGO	8	1	9	0.0/0	2/24	0	0	1
12/28	at Baltimore	2	0	2	0.0/0	1/0	2	0	0
SEASON TOTALS		36	6	42	1.0/8	3/24	12	1	1



TOWNSEND'S GAME-BY-GAME STATISTICS

2002

Date	Opponent	I	AT	TOT	Sack/				
					YDS	INT	PD	FF	FR
9/9	at New England	1	0	1	0.0/0	0/0	0	0	0
9/15	OAKLAND	3	0	3	0.0/0	0/0	1	0	0
9/29	CLEVELAND	2	0	2	0.0/0	0/0	1	0	0
10/6	at New Orleans	1	0	1	0.0/0	0/0	1	0	0
10/13	at Cincinnati	1	0	1	0.0/0	1/0	1	0	0
10/21	INDIANAPOLIS	5	0	5	0.0/0	0/0	0	0	0
10/27	at Baltimore	1	0	1	0.0/0	1/0	2	0	0
11/3	at Cleveland	2	0	2	0.0/0	0/0	0	0	0
11/10	ATLANTA	1	2	3	1/14	0/0	0	0	0
11/17	at Tennessee	0	1	1	0.0/0	0/0	0	0	0
11/24	CINCINNATI	2	0	2	0.0/0	0/0	0	0	0
12/1	at Jacksonville	0	0	0	0.0/0	0/0	0	0	0
12/8	HOUSTON	0	0	0	0.0/0	0/0	0	0	0
12/15	CAROLINA	1	1	2	0.0/0	0/0	0	0	0
12/23	at Tampa Bay	3	0	3	0.0/0	0/0	1	0	0
12/29	BALTIMORE	3	0	3	0.0/0	1/0	1	0	0
SEASON TOTALS		26	4	30	1.0/14	3/0	9	0	0

POSTSEASON

1/5	CLEVELAND	6	1	7	0.0/0	0/0	2	0	0
1/11	at Tennessee	3	0	3	0.0/0	1/0	1	0	0
POSTSEASON TOTALS		9	1	10	0.0/0	1/0	3	0	0

2001

Date	Opponent	I	AT	TOT	Sack/				
					YDS	INT	PD	FF	FR
9/9	at Jacksonville	3	0	3	0.0/0	0/0	1	0	0
9/30	at Buffalo	0	0	0	0.0/0	0/0	0	0	0
10/7	CINCINNATI	0	0	0	0.0/0	0/0	2	0	0
10/14	at Kansas City	1	0	1	0.0/0	0/0	0	0	0

Date	Opponent	I	AT	TOT	Sack/				
					YDS	INT	PD	FF	FR
10/21	at Tampa Bay	1	0	1	1.0/9	0/0	0	0	0
10/29	TENNESSEE	1	0	1	0.0/0	0/0	1	0	0
11/4	BALTIMORE	1	1	2	1.0/4	0/0	0	1	0
11/11	at Cleveland	1	0	1	0.0/0	0/0	1	0	0
11/18	JACKSONVILLE	1	0	1	0.0/0	0/0	1	0	0
11/25	at Tennessee	1	0	1	0.0/0	0/0	1	0	0
12/2	MINNESOTA	3	0	3	0.0/0	0/0	0	0	0
12/9	N.Y. JETS	2	0	2	0.0/0	0/0	0	0	0
12/16	at Baltimore	1	0	1	0.0/0	0/0	1	0	0
12/23	DETROIT	0	0	0	0.0/0	0/0	0	0	0
12/30	at Cincinnati	0	0	0	0.0/0	0/0	0	0	0
1/6/02	CLEVELAND	4	0	4	0.0/0	2/7	0	0	0
SEASON TOTALS		20	1	21	2.0/13	2/7	8	1	0

POSTSEASON

1/20	BALTIMORE	1	0	1	0.0/0	0/0	0	0	0
1/27	NEW ENGLAND	1	0	1	0.0/0	0/0	0	0	0
POSTSEASON TOTALS		2	0	2	0.0/0	0/0	0	0	0



TOWNSEND'S GAME-BY-GAME STATISTICS (cont.)

2000

Date	Opponent	I	AT	TOT	Sack/				
					YDS	INT	PD	FF	FR
9/3	BALTIMORE	0	0	0	0.0/0	0	0	0	0
9/17	at Cleveland	2	0	2	0.0/0	0	0	0	0
9/24	TENNESSEE	1	0	1	0.0/0	0	0	0	0
10/1	at Jacksonville	3	0	3	1.0/6	0	2	0	0
10/8	at N.Y. Jets	4	0	4	0.0/0	0	2	0	0
10/15	CINCINNATI	0	1	1	0.0/0	0	1	0	0
10/22	CLEVELAND	1	0	1	0.0/0	0	1	0	0
10/29	at Baltimore	1	0	1	0.0/0	0	0	0	0
11/5	at Tennessee	0	0	0	0.0/0	0	2	0	0
11/12	PHILADELPHIA	3	0	3	0.0/0	0	0	0	0
11/19	JACKSONVILLE	0	1	1	0.0/0	0	0	0	0
11/26	at Cincinnati	1	0	1	1.0/7	0	0	0	0
12/3	OAKLAND	1	0	1	0.0/0	0	1	0	0
12/10	at N.Y. Giants	0	0	0	0.0/0	0	0	0	0
12/16	WASHINGTON	1	0	1	0.0/0	0	0	0	0
12/24	at San Diego	0	0	0	1.5/9	0	0	0	0
SEASON TOTALS		18	2	20	3.5/22	0	9	0	0

1999

Date	Opponent	I	AT	TOT	Sack/				
					YDS	INT	PD	FF	FR
9/12	at Cleveland	0	0	0	0/0	0/0	0	0	0
9/19	at Baltimore	1	0	1	0/0	0/0	1	0	0
9/26	SEATTLE	1	0	1	0/0	0/0	0	0	0
10/3	JACKSONVILLE	0	0	0	0/0	0/0	0	0	0
10/10	at Buffalo	1	0	1	0/0	0/0	0	0	0

1998

Date	Opponent	I	AT	TOT	Sack/				
					YDS	INT	PD	FF	FR
10/17	at Cincinnati	1	1	2	0/0	0/0	2	1	0
10/25	ATLANTA	3	0	3	0/0	0/0	0	0	0
11/7	at San Francisco	0	0	0	0/0	0/0	0	0	0
11/14	CLEVELAND	0	0	0	0/0	0/0	0	0	0
11/21	at Tennessee	3	1	4	0/0	0/0	1	0	0
11/28	CINCINNATI	3	3	6	0/0	0/0	0	0	0
12/2	at Jacksonville	5	2	7	0/0	0/0	0	0	0
12/12	BALTIMORE	0	0	0	0/0	0/0	2	0	0
12/18	at Kansas City	1	0	1	0/0	0/0	0	0	0
12/26	CAROLINA	2	0	2	0/0	0/0	2	0	0
1/2	TENNESSEE	2	1	3	0/0	0/0	0	0	0
SEASON TOTALS		23	8	31	0/0	0/0	8	1	0



TOWNSEND'S CAREER STATISTICS

Regular Season

TACKLES	Solo	AT	Total	Sp.T.	Sacks	FF	FR	INTERCEPTIONS	No.	Yds.	Avg.	LG	TD
1998 Pittsburgh (AFC)	9	0	9	3	0.0	0	0	1998 Pittsburgh (AFC)	0	0	0.0	—	0
1999 Pittsburgh (AFC)	23	8	31	9	0.0	0	0	1999 Pittsburgh (AFC)	0	0	0.0	—	0
2000 Pittsburgh (AFC)	18	2	20	14	3.5	0	0	2000 Pittsburgh (AFC)	0	0	0.0	—	0
2001 Pittsburgh (AFC)	20	1	21	2	2.0	0	0	2001 Pittsburgh (AFC)	2	7	3.5	7	0
2002 Pittsburgh (AFC)	26	4	30	15	1.0	0	0	2002 Pittsburgh (AFC)	3	0	0.0	0	0
2003 Pittsburgh (AFC)	36	6	42	3	1.0	1	1	2003 Pittsburgh (AFC)	3	24	8.0	25t	1
2004 Pittsburgh (AFC)	46	12	58	0	4.0	1	1	2004 Pittsburgh (AFC)	4	54	13.5	39t	1
NFL Totals	178	33	211	46	11.5	2	2	NFL Totals	12	85	7.1	39t	2

Postseason

TACKLES	Solo	AT	Total	Sp.T.	Sacks	FF	FR	INTERCEPTIONS	No.	Yds.	Avg.	LG	TD
2001 Pittsburgh (AFC)	2	0	2	0	0.0	0	0	2001 Pittsburgh (AFC)	0	0	0.0	—	0
2002 Pittsburgh (AFC)	9	1	10	0	0.0	0	0	2002 Pittsburgh (AFC)	1	0	0.0	0	0
2004 Pittsburgh (AFC)	4	2	6	0	0.0	1	0	2004 Pittsburgh (AFC)	0	0	0.0	0	0
NFL Totals	15	3	18	0	0.0	1	0	NFL Totals	1	0	0.0	0	0

84 JERAME TUMAN

TIGHT END

Steelers



(Jer a MEE TOO man)

HEIGHT—6-4

WEIGHT—253

COLLEGE—Michigan

BIRTHDATE—March 24, 1976

BIRTHPLACE—Liberal, Kan.

HOW ACQUIRED—D5-'99

NFL EXPERIENCE—7th Year

GAMES PLAYED-STARTED/POSTSEASON—'99 (7-0/0-0), '00 (16-1/0-0), '01 (16-7/2-2), '02 (13-7/2-2), '03 (16-11/0-0), '04 (16-16/2-2)

CAREER TOTALS: 84-42 (6-6)

PRO: Has developed into a quality tight end...has caught 32 passes for 361 yards and five TDs in six NFL seasons. **2004:** Caught nine passes for 89 yards (9.9 avg.) and three TDs...9/12 vs. *Oakland*: caught one pass for six yards...10/17 at *Dallas*: had one of his best days as a pro, including a six-yard TD reception...caught a career-high four passes for 21 yards (5.3 avg.), including a long of nine yards...also had a big block on Jerome Bettis' game-winning two-yard TD run...11/21 at *Cincinnati*: had a huge 26-yard reception from a scrambling Ben Roethlisberger to set up the Steelers' eventual-game winning TD...12/12 vs. *N.Y. Jets*: caught his second TD pass of the season from running back Jerome Bettis for the second time in three years (tOct. 21, 2001 at Tampa



Bay)...finished with one reception for 10 yards...12/26 vs. *Baltimore*: scored his career-high third TD of the season...finished with two receptions for 26 yards, including a long of 24 yards...1/23/05 vs. *New England*: caught one pass for eight yards. **2003**: Started in 11 of 16 games and did not miss a game...led all tight ends with 12 catches for 113 yards (9.4 avg.)...9/21 at *Cincinnati*: was on the receiving end of the biggest play of the game...caught a pass from quarterback Tommy Maddox on a fake field-goal play for a 23-yard gain...finished with two receptions for 28 yards...10/5 vs. *Cleveland*: started for the injured Jay Riemersma...had one catch for five yards. **2002**: Started seven of the 13 games in which he played...finished with four receptions for 63 yards and one TD...also scored a TD in the postseason...10/21 vs. *Indianapolis*: was inactive because of a quad injury...10/27 at *Baltimore*: was inactive for the second-straight week...11/10 vs. *Atlanta*: was active for the first time in four weeks...returned in a big way and caught his first pass in a regular-season contest since the Dec. 16, 2001 game at *Baltimore*...scored his second-career TD on an 18-yard pass from Tommy Maddox...12/1 at *Jacksonville*: caught a big 27-yard pass from Kordell Stewart...12/15 vs. *Carolina*: started in place of Mark Bruener...had one reception for six yards...12/29 vs. *Baltimore*: caught one pass for 12 yards...also helped pave the way for Amos Zereoue's third 100-yard rushing performance of the season...1/5/03 vs. *Cleveland*: had three catches for 18 yards and a TD (the first postseason touchdown of his career) in Wild Card game...1/11 at *Tennessee*: was held without a reception in Divisional Playoff. **2001**: Started in seven games for the Steelers...finished with seven receptions for 96 yards and one TD...9/9 at *Jacksonville*: played but did not have a reception in season-opener...10/14 at *Kansas City*: made his first pro reception, a key 23-yarder...10/21 at *Tampa Bay*: caught his second-career pass for his first touchdown in spectacular fashion, on the receiving end of a pass from Jerome Bettis that resulted in a 32-yard TD...11/18 vs. *Jacksonville*: filled in admirably for Mark Bruener, who missed the entire second half with a shoulder injury...caught one pass for 12 yards...11/25 at *Tennessee*: made his second pro start for the injured Mark Bruener...caught one pass for two yards...12/2 vs. *Minnesota*: started his second-consecutive game for Bruener...had one reception for 12 yards...12/9 N.Y. *Jets*: had one reception for nine yards...12/16 at *Baltimore*: had one catch for six yards...1/20/02 vs. *Baltimore*: started his first playoff game...1/27 vs. *New England*: caught one pass for three yards in AFC Championship game. **2000**: Had one reception for 19 yards during the preseason...9/3 vs. *Baltimore*: played in the season-opener...10/1 at *Jacksonville*: saw considerably more action because of the injury to Mark Bruener...10/22 vs. *Cleveland*: registered one special-teams tackle. **1999**: Played in seven games...9/12 at *Cleveland*: played on special teams and in some short-yardage situations in season-opener...10/3 vs. *Jacksonville*: saw some time from scrimmage...10/25 vs. *Atlanta*: suffered a season-ending torn (right) anterior cruciate ligament in the first half of the Monday Night game...was placed on the injured reserve list Oct. 27.

COLLEGE: Finished career ranked 11th on the school's all-time receiving list with 98 catches and 13th in yardage with 1,279 yards and 13 touchdowns...caught at least one pass in 33 of his last 35 games...earned consensus All-Big Ten first-team honors...started 12 games in 1998 and caught 27 passes for 247 yards (9.1 avg.) and two touchdowns as a senior...was a first-team *Football News* All-America, and a third-team selection by *The Sporting News* as a junior...voted a consensus first-team All Big Ten choice...started 10 of 11 games...caught 29 passes for 437 yards and five touchdowns...was a first-team All-Big Ten selection in 1996...caught a career-high 33 passes for 524 yards (15.9 avg.) and five touchdowns...appeared in



three games and started three as a freshman...majored in movement science.

PERSONAL: Was a *Prep Football Report* All-America and All-Midlands selection as a defensive end and tight end at Liberal (Kansas) High...rated the fifth best tight end prospect in the nation by *Blue Chip Illustrated*...had 71 receptions for 1,441 yards and 19 touchdowns, while collecting 26 sacks with 11 interceptions during his three-year career...was a two-time All-Area and All-Conference pick in basketball...averaged 17.5 points and 14.6 rebounds as a senior...lettered in track, competing in the discus, triple jump and sprint relays...born in Liberal, Kansas...Full name: Jerame Dean Tuman.

TUMAN'S GAME-BY-GAME STATISTICS

RECEIVING

2004

Date	Opponent	No.	Yds.	Avg.	Lg.	TD.
9/12	OAKLAND	1	6	6.0	6	0
9/19	at Baltimore	0	0	0.0	—	0
9/26	at Miami	0	0	0.0	—	0
10/3	CINCINNATI	0	0	0.0	—	0
10/10	CLEVELAND	0	0	0.0	—	0
10/17	at Dallas	4	21	5.3	9	1
10/31	NEW ENGLAND	0	0	0.0	—	0
11/7	PHILADELPHIA	0	0	0.0	—	0
11/14	at Cleveland	0	0	0.0	—	0
11/21	at Cincinnati	1	26	26.0	26	0
11/28	WASHINGTON	0	0	0.0	—	0
12/5	at Jacksonville	0	0	0.0	—	0
12/12	N.Y. JETS	1	10	10.0	10	1
12/18	at N.Y. Giants	0	0	0.0	—	0
12/26	BALTIMORE	2	26	13.0	24	1
1/2/05	at Buffalo	0	0	0.0	—	0
SEASON TOTALS		9	89	9.9	26	3

POSTSEASON

1/15	N.Y. JETS	0	0	0.0	—	0
1/23	NEW ENGLAND	1	8	8.0	8	0
POSTSEASON TOTALS		1	8	8.0	8	0

2003

Date	Opponent	No.	Yds.	Avg.	Lg.	TD
9/7	BALTIMORE	1	3	3.0	3	0
9/14	at Kansas City	0	0	0.0	—	0
9/21	at Cincinnati	2	28	14.0	23	0
9/28	TENNESSEE	0	0	0.0	—	0
10/5	CLEVELAND	1	5	5.0	5	0
10/12	at Denver	0	0	0.0	—	0
10/26	ST. LOUIS	1	21	21.0	21	0
11/2	at Seattle	2	22	11.0	16	0
11/9	ARIZONA	0	0	0.0	—	0
11/17	at San Francisco	1	10	10.0	10	0
11/23	at Cleveland	1	6	6.0	6	0
11/30	CINCINNATI	1	6	6.0	6	0
12/7	OAKLAND	0	0	0.0	—	0
12/14	at N.Y. Jets	0	0	0.0	—	0



TUMAN'S GAME-BY-GAME STATISTICS

12/21	SAN DIEGO	0	0	0.0	—	0
12/28	at Baltimore	2	12	6.0	8	0
SEASON TOTALS		12	113	9.4	23	0

2002

Date	Opponent	No.	Yds.	Avg.	Lg.	TD
9/9	at New England	0	0	0.0	—	0
9/15	OAKLAND	0	0	0.0	—	0
9/29	CLEVELAND	0	0	0.0	—	0
10/6	at New Orleans	0	0	0.0	—	0
10/13	at Cincinnati	0	0	0.0	—	0
10/21	INDIANAPOLIS			INACTIVE		
10/27	at Baltimore			INACTIVE		
11/3	at Cleveland			INACTIVE		
11/10	ATLANTA	1	18	18.0	18	1
11/17	at Tennessee	0	0	0.0	—	0
11/24	CINCINNATI	0	0	0.0	—	0
12/1	at Jacksonville	1	27	27.0	27	0
12/8	HOUSTON	0	0	0.0	—	0
12/15	CAROLINA	1	6	6.0	6	0
12/23	at Tampa Bay	0	0	0.0	—	0
12/29	BALTIMORE	1	12	12.0	12	0
SEASON TOTALS		4	63	15.8	27	1

POSTSEASON

1/5	CLEVELAND	3	18	6.0	9	1
1/11	at Tennessee	0	0	0.0	—	0
POSTSEASON TOTALS		3	18	6.0	9	1

2001

Date	Opponent	No.	Yds.	Avg.	Lg.	TD
9/9	at Jacksonville	0	0	0.0	—	0
9/30	at Buffalo	0	0	0.0	—	0
10/7	Cincinnati	0	0	0.0	—	0
10/14	at Kansas City	1	23	23.0	23	0
10/21	at Tampa Bay	1	32	32.0	32t	1
10/29	Tennessee	0	0	0.0	—	0
11/4	Baltimore	0	0	0	—	0
11/11	at Cleveland	0	0	0	—	0
11/18	Jacksonville	1	12	12.0	12	0
11/25	at Tennessee	1	2	2.0	2	0
12/2	Minnesota	1	12	12.0	12	0
12/9	N.Y. Jets	1	9	9.0	9	0
12/16	at Baltimore	1	6	6.0	6	0
12/23	Detroit	0	0	0.0	—	0
12/30	at Cincinnati	0	0	0.0	—	0
1/6/02	CLEVELAND	0	0	0.0	—	0
SEASON TOTALS		7	96	13.7	32t	1



TUMAN'S GAME-BY-GAME STATISTICS (cont.)

POSTSEASON

1/20	BALTIMORE	0	0	0.0	—	0
1/27	NEW ENGLAND	1	3	3.0	3	0
POSTSEASON TOTALS		1	3	3.0	3	0

TUMAN'S CAREER STATISTICS

Regular Season

RECEIVING

	No.	Yds.	Avg.	LG	TD
1999 Pittsburgh (AFC)	0	0	0.0	—	0
2000 Pittsburgh (AFC)	0	0	0.0	—	0
2001 Pittsburgh (AFC)	7	96	13.7	32t	1
2002 Pittsburgh (AFC)	4	63	15.8	27	1
2003 Pittsburgh (AFC)	12	113	9.4	23	0
2004 Pittsburgh (AFC)	9	89	9.9	26	3
NFL Totals	32	361	11.3	32t	5

Postseason

RECEIVING

	No.	Yds.	Avg.	LG	TD
2001 Pittsburgh (AFC)	1	3	3.0	3	0
2002 Pittsburgh (AFC)	3	18	6.0	9	1
2004 Pittsburgh (AFC)	1	8	8.0	8	0
NFL Totals	5	29	5.8	9	1

67 KIMO von OELHOFFEN

DEFENSIVE END

Steelers



(Pronounced KEE-moe von OHL-hoffen)

HEIGHT-6-4

WEIGHT-299

COLLEGE-Boise State

BIRTHDATE-January 30, 1971

BIRTHPLACE-Kaunakakai, Hawaii

HOW ACQUIRED-Unrestricted Free Agent ('00)

NFL EXPERIENCE-12th Year

GAMES PLAYED-STARTED/POSTSEASON-'94 (8-0/0-0), '95 (16-1/0-0), '96 (11-1/0-0), '97 (13-13/0-0), '98 (16-16/0-0), '99 (16-5/0-0), '00 (16-16/0-0), '01 (15-15/2-2), '02 (16-16/2-2), '03 (16-16/0-0), '04 (16-15/2-2)

CAREER TOTALS: 159-114 (6-6)

STEELERS TOTALS: 79-78 (6-6)

PRO: Has been an anchor on the Steelers defensive line since arriving as an unrestricted free agent from Cincinnati Feb. 18, 2000. **2004:** Recorded 33 tackles (22 solo), one sack and recovered two fumbles...9/12 vs. *Oakland*: finished with one solo tackle...also was credited with two quarterback hurries/pressures...played 36 defensive



snaps...9/19 at *Baltimore*: registered four total tackles (three solo)...was credited with two quarterback hurries/pressures...logged 54 defensive plays...9/26 at *Miami*: finished with three total tackles (all solo)...played 36 defensive snaps...10/3 vs. *Cincinnati*: registered one solo tackle...also was credited with two quarterback hurries/pressures...10/10 vs. *Cleveland*: finished with four total tackles (three solo)...played 38 defensive snaps...10/17 at *Dallas*: played a key role in the Steelers come-from-behind victory, when he

CAREER HIGHLIGHTS

- ◆ 2003 Set Personal High Sacks (8)
- ◆ 2003 Led Team in Sacks (8)

retrieved a Vinny Testaverde fumble and returned it 21 yards to set up the Steelers' game-winning TD...finished with two total tackles (one solo)...also was credited with a quarterback hurry/pressure...10/31 vs. *New England*: recovered a fumble for the second straight week...finished with three solo tackles...also was credited with a quarterback hurry/pressure...logged 28 defensive plays...11/7 vs. *Philadelphia*: finished with one assist...played 27 defensive snaps...11/14 at *Cleveland*: finished with one assist...also was credited with a quarterback hurry/pressure and a pass defense...logged 32 defensive plays...11/21 at *Cincinnati*: was very disruptive and registered his first sack of the season against his former team...finished with two solo tackles...also was credited with two quarterback hurries/pressures...played 30 defensive snaps...11/28 vs. *Washington*: registered one assist...also was credited with two quarterback hurries/pressures...played 35 defensive snaps...12/5 at *Jacksonville*: finished with four total tackles (three solo)...also was credited with two quarterback hurries/pressures...logged 42 defensive plays...12/12 vs. *N.Y. Jets*: registered one solo tackle...12/18 at *N.Y. Giants*: was credited with one assist and a quarterback hurry/pressure...played 37 defensive snaps...12/26 vs. *Baltimore*: finished with two assists...also was credited with one quarterback hurry/pressure...logged 35 defensive plays...1/2/05 at *Buffalo*: registered two total tackles (one solo)...played 10 defensive snaps...1/15/05 vs. *N.Y. Jets*: started his fifth postseason game as a Steeler...finished four total tackles (three solo)...1/23/05 vs. *New England*: was credited with three assists.

2003: Had his best season and led the team for the first time in his career in sacks, registering eight for 42 yards...finished 43 total tackles (31 solo) and two passes defended...9/7 vs. *Baltimore*: logged 48 defensive plays in the season-opener...finished with one solo tackle and a sack for six yards...9/21 at *Cincinnati*: finished with four total tackles (all solo)...also was credited with a sack for one yard...played 36 defensive snaps...10/5 vs. *Cleveland*: recorded his team-leading third sack of the season...was credited with three total tackles...logged 47 defensive plays...10/12 at *Denver*: registered a sack for the second-straight week, increasing his lead to four...had two total tackles...also was credited with three quarterback hurries/pressures...played 40 defensive snaps...11/9 vs. *Arizona*: recovered his first fumble of the season on Deshea Townsend's sack...finished with two total tackles (one solo)...also was credited with a quarterback hurry/pressure...11/23 at *Cleveland*: established a new career total for sacks in a season with his fifth sack of the year...finished with four total tackles (all solo)...was credited with two quarterback hurries/pressures...logged 45 defensive plays...12/7 vs. *Oakland*: tied a career best for sacks in a game with three...finished with four total tackles (three solo)...also was credited with two quarterback hurries/pressures...logged 40 defensive plays. **2002:** Produced another solid season...finished with 35 total tackles (28 solo)...also had three sacks and a fumble recovery...was credited with three passes defended...9/9 at *New England*: played 43 defensive snaps in season-



opener...finished with 1½ sacks and three tackles...also was credited with one quarterback hurry/pressure...9/15 vs. *Oakland*: logged 69 defensive plays...was credited with two total tackles (one solo) and two quarterback hurries/pressures...9/29 vs. *Cleveland*: played 56 defensive snaps...finished with four total tackles and a half sack...also had two quarterback hurries/pressures...10/6 at *New Orleans*: logged 50 defensive plays...recorded two solo tackles, both for either no gain or a loss...12/8 vs. *Houston*: registered three total tackles (two solo), including 1½ for losses of two yards...12/15 vs. *Carolina*: finished with four total tackles (two solo)...also was credited with a fumble recovery, one quarterback hurry/pressure and a pass defense...played 46 defensive snaps...12/23 at *Tampa Bay*: had another productive day...finished with one tackle, including a sack for four yards...also was credited with one pass defended...1/5/03 vs. *Cleveland*: finished with one assist in Wild Card game...1/11 at *Tennessee*: registered the Steelers' only sack of the Divisional Playoff game, nailing Steve McNair for a seven-yard loss...finished with three solo tackles. **2001**: Started all but one of the Steelers' games...finished with 27 total tackles (23 solo)...also was credited with four sacks and two fumble recoveries...9/9 at *Jacksonville*: started his 17th-consecutive game as a Steeler and his first at right end in season-opener...suffered a right ankle injury on the initial defensive series and did not return...logged two plays before being injured...9/30 at *Buffalo*: was deactivated because of his ankle injury...10/7 vs. *Cincinnati*: returned to action after missing one game due to an ankle injury...logged 46 defensive plays...was credited with one assist...10/14 at *Kansas City*: played 48 defensive snaps...finished with one solo tackle...10/21 at *Tampa Bay*: logged 43 defensive plays...had a career-high three sacks...finished with seven total tackles...also was credited with one quarterback hurry/pressure...10/29 vs. *Tennessee*: logged 27 defensive plays...finished with one assisted tackle...also was credited with a quarterback hurry/pressure...11/4 vs. *Baltimore*: played 44 defensive snaps but was held without a tackle...11/11 at *Cleveland*: played 46 defensive snaps...finished with one tackle...also was credited three quarterback hurries/pressures...11/18 vs. *Jacksonville*: played a strong game...logged 39 defensive plays...finished with three tackles, including one sack...also recovered two fumbles...11/25 at *Tennessee*: logged 26 defensive plays...finished with one tackle and one quarterback hurry/pressure...12/2 vs. *Minnesota*: logged 39 defensive snaps...12/9 vs. *N.Y. Jets*: finished with two total tackles...also had two quarterback hurries/pressures...played 36 defensive snaps...finished with three total tackles (two solo)...12/16 at *Baltimore*: logged 46 defensive plays...finished with one tackle...also had one pass defense...12/23 vs. *Detroit*: played 40 defensive snaps...registered four solo tackles...also had three quarterback hurries/pressures...12/30 at *Cincinnati*: logged 80 defensive plays...finished with four total tackles (three solo)...also was credited with two quarterback hurries/pressures and a forced fumble...1/6/02 vs. *Cleveland*: was credited with two tackles (one solo)...1/20 vs. *Baltimore*: played in the first playoff game of his eight-year career...finished with three unassisted tackles in AFC Playoff game...1/27 vs. *New England*: registered one solo tackle in AFC Championship game. **2000**: Started all 16 games at nose tackle and had an All-Pro-caliber season...finished with 52 total tackles (38 solo) and one sack...also was credited with three pass defenses and a forced fumble...9/3 vs. *Baltimore*: logged 51 defensive plays...registered three total tackles (all assists)...was credited with three quarterback hurries/pressures...9/17 at *Cleveland*: played 36 defensive snaps...finished with two solo stops...also



was credited with two quarterback hurries/pressures...10/1 at Jacksonville: had an exceptional game...was credited with just two tackles and two quarterback hurries/pressures but was very disruptive...10/15 vs. Cleveland: continued his solid play...logged 46 defensive snaps...was credited with four total tackles (three solo)...also recorded a quarterback hurry/pressure and one pass defense...11/5 at Tennessee: logged 60 defensive snaps...finished with six total tackles...was credited with one quarterback hurry/pressure and 1½ tackles for losses of two yards...11/12 vs. Philadelphia: logged 58 defensive plays...finished with four total tackles, including his first sack as a Steeler...also was credited with three quarterback hurries/pressures...12/16 vs. Washington: logged 41 defensive plays...finished with one tackle...also was credited with a quarterback hurry/pressure and one caused fumble...12/24 at San Diego: played 41 defensive snaps...finished with two tackles...also was credited with three quarterback hurries/pressures. **1999:** 10/17 vs. Pittsburgh: registered his first sack of season for minus-7 yards against Kordell Stewart in second quarter...10/31 vs. Jacksonville: sacked Mark Brunell for minus-10 yards in second quarter...11/21 vs. Baltimore: posted season-high five tackles (four solo) in reserve role, tying for line lead...11/28 at Pittsburgh: was elevated to the starting left defensive tackle position the following week...12/5 vs. San Francisco: had two solo tackles in the victory...pressured Jeff Garcia again, helping force first-quarter interception by John Copeland...12/12 vs. Cleveland: played his best game of season in starting role...recorded a sack, a forced fumble, a fumble recovery and four tackles (three solo)...stopped Marc Edwards for no gain, forced a fumble and made the recovery at the 11 in second quarter...sacked Tim Couch for minus-8 yards in fourth quarter...led the line in tackles as the defense allowed only 11 net rushing yards, fewest in Bengals history...1/2/00 at Jacksonville: closed the season with three solo tackles and a five-yard sack of Jay Fiedler in second quarter. **1998:** Started every game for the first time in his five-year career and posted career highs in total tackles (45) and solo tackles (36)...ranked second on defensive line in tackles (45)...led defensive line in passes defended (three)...led line in tackles in three games — Sept. 6 vs. Tennessee (five solo), Oct. 18 at Tennessee (six solo) and Oct. 25 at Oakland (five solo)...broke up third-down pass from Jim Harbaugh intended for Priest Holmes in second quarter Nov. 22 vs. Baltimore, forcing Ravens punt. **1997:** Despite missing three games, finished as line's second-leading tackler with 42 (32 solo)...led defensive line in tackles for four games in a five-game stretch before missing next three games with an ankle injury...10/12 at Tennessee: had five tackles (four solo)...10/19 vs. Pittsburgh: finished with six tackles (five solo)...10/26 at N.Y. Giants: registered a season-high eight tackles (six solo)...11/2 vs. San Diego: had two solo tackles...11/9 at Indianapolis: lead the line with four tackles (two solo) despite suffering an ankle injury in that game...returned from injury to start season's final two games...12/14 vs. Dallas: recorded two solo tackles...12/21 vs. Baltimore: recorded two tackles (one solo). **1996:** Recorded 17 total tackles, including 14 solos and one for loss...12/15 at Houston: came up big in starting assignment, taking part in two sacks and leading line with seven tackles (five solo and one for loss)...teamed with Tim Morabito to sack Chris Chandler for no gain in third quarter and teamed with Corey Sawyer to drop Steve McNair for five-yard loss in fourth quarter...also had pass defense...9/8 at San Diego: led line with three solo tackles, filling in at both tackle positions...11/3 at Baltimore: led line with three solo in comeback victory at Baltimore (11/3)...started game at right tackle for injured Tim Johnson. **1995:** Credited by coaches with major



contribution on kickoff return team, where he was a starter most of the year...9/10 vs. *Jacksonville*: registered 22 snaps...9/24 vs. *Houston*: started at right defensive tackle for injured Keith Rucker...11/19 vs. *Pittsburgh*: had two solo tackles...11/26 at *Jacksonville*: had two tackles (one solo) and a batted pass...12/17 at *Cleveland*: had two solo tackles...12/24 vs. *Minnesota*: registered two solo tackles...logged a season-high 46 snaps. **1994**: Saw action in eight games as a rookie...9/11 at *San Diego*: Had two solo tackles in NFL debut...drafted by Bengals in sixth round (162nd overall).

COLLEGE: Began college career in 1990 at University of Hawaii, but transferred to Walla Walla (Wash.) J.C. in 1991 and to Boise State in 1992...played only half the season in '92 due to a stress fracture in foot, but had two sacks, four tackles for loss and a fumble recovery...was slowed in his senior season by a sprained ankle, but still recorded four sacks, four tackles for loss and five passes defended.

PERSONAL: Hometown is Kaunakakai, Hawaii...attended Molokai High School, which did not field a football team...married (Tondi) with three daughters, Jalyn (12), Kamri (6) and Talia (2)...father is German-Hawaiian, and his mother is Hawaiian-Portuguese...Full name: Kimo von Oelhoffen.

VON OELHOFFEN'S GAME-BY-GAME STATISTICS

2004

Date	Opponent	I	AT	TOT	Sack/		INT	PD	FF	FR
					YDS					
9/12	OAKLAND	1	0	1	0.0/0	0/0	0	0	0	0
9/19	at Baltimore	3	1	4	0.0/0	0/0	0	0	0	0
9/26	at Miami	3	0	3	0.0/0	0/0	0	0	0	0
10/3	CINCINNATI	1	0	1	0.0/0	0/0	0	0	0	0
10/10	CLEVELAND	3	1	4	0.0/0	0/0	0	0	0	0
10/17	at Dallas	1	1	2	0.0/0	0/0	0	0	0	1
10/31	NEW ENGLAND	3	0	3	0.0/0	0/0	0	0	0	1
11/7	PHILADELPHIA	0	1	1	0.0/0	0/0	0	0	0	0
11/14	at Cleveland	0	1	1	0.0/0	0/0	1	0	0	0
11/21	at Cincinnati	2	0	2	1.0/1	0/0	0	0	0	0
11/28	WASHINGTON	0	1	1	0.0/0	0/0	0	0	0	0
12/5	at Jacksonville	3	1	4	0.0/0	0/0	0	0	0	0
12/12	N.Y. JETS	1	0	1	0.0/0	0/0	0	0	0	0
12/18	at N.Y. Giants	0	1	1	0.0/0	0/0	0	0	0	0
12/26	BALTIMORE	0	2	2	0.0/0	0/0	0	0	0	0
1/2/05	at Buffalo	1	1	2	0.0/0	0/0	0	0	0	0
SEASON TOTALS		22	11	33	1.0/1	0/0	1	0	0	2

POSTSEASON

1/15	N.Y. JETS	3	1	4	0.0/0	0/0	0	0	0	0
1/23	NEW ENGLAND	0	3	3	0.0/0	0/0	0	0	0	0
POSTSEASON TOTALS		3	4	7	0.0/0	0/0	0	0	0	0



VON OELHOFFEN'S GAME-BY-GAME STATISTICS

2003

Date	Opponent	I	AT	TOT	Sack/		PD	FF	FR
					YDS	INT			
9/7	BALTIMORE	1	0	1	1.0/6	0/0	0	0	0
9/14	at Kansas City	3	0	3	0.0/0	0/0	0	0	0
9/21	at Cincinnati	4	0	4	1.0/1	0/0	0	0	0
9/28	TENNESSEE	2	2	4	0.0/0	0/0	0	0	0
10/5	CLEVELAND	3	0	3	1.0/8	0/0	0	0	0
10/12	at Denver	1	1	2	1.0/1	0/0	0	0	0
10/26	ST. LOUIS	2	1	3	0.0/0	0/0	0	0	0
11/2	at Seattle	1	1	2	0.0/0	0/0	0	0	0
11/9	ARIZONA	1	1	2	0.0/0	0/0	0	0	1
11/17	at San Francisco	1	1	2	0.0/0	0/0	0	0	0
11/23	at Cleveland	4	0	4	1.0/8	0/0	0	0	0
11/30	CINCINNATI	0	0	0	0.0/0	0/0	0	0	0
12/7	OAKLAND	3	1	4	3.0/18	0/0	0	0	0
12/14	at N.Y. Jets	3	0	3	0.0/0	0/0	0	0	0
12/21	SAN DIEGO	1	0	1	0.0/0	0/0	0	0	0
12/28	at Baltimore	2	0	2	0.0/0	0/0	0	0	0
SEASON TOTALS		32	8	40	8.0/42	0/0	0	0	1

2002

Date	Opponent	I	AT	TOT	Sack/		PD	FF	FR
					YDS	INT			
9/9	at New England	3	0	3	1.5/12	0/0	0	0	0
9/15	OAKLAND	1	1	2	0.0/0	0/0	0	0	0
9/29	CLEVELAND	3	1	4	0.5/3	0/0	0	0	0
10/6	at New Orleans	2	0	2	0.0/0	0/0	0	0	0
10/13	at Cincinnati	1	0	1	0.0/0	0/0	0	0	0
10/21	INDIANAPOLIS	3	0	3	0.0/0	0/0	0	0	0
10/27	at Baltimore	3	0	3	0.0/0	0/0	1	0	0
11/3	at Cleveland	1	0	1	0.0/0	0/0	0	0	0
11/10	ATLANTA	1	1	2	0.0/0	0/0	0	0	0
11/17	at Tennessee	2	0	2	0.0/0	0/0	0	0	0
11/24	CINCINNATI	2	0	2	0.0/0	0/0	0	0	0
12/1	at Jacksonville	1	1	2	0.0/0	0/0	0	0	0
12/8	HOUSTON	2	1	3	0.0/0	0/0	0	0	0
12/15	CAROLINA	2	2	4	0.0/0	0/0	1	0	1
12/23	at Tampa Bay	1	0	1	1.0/4	0/0	1	0	0
12/29	BALTIMORE	0	0	0	0.0/0	0/0	0	0	0
SEASON TOTALS		28	7	35	3.0/19	0/0	3	0	1

POSTSEASON

1/5	CLEVELAND	0	1	1	0.0/0	0/0	0	0	0
1/11	at Tennessee	3	0	3	1.0/7	0/0	0	0	0
POSTSEASON TOTALS		3	1	4	1.0/7	0/0	0	0	0



VON DELHOFFEN'S GAME-BY-GAME STATISTICS

2001

Date	Opponent	I	AT	TOT	Sack/		INT	PD	FF	FR
					YDS					
9/9	at Jacksonville	0	0	0	0.0/0	0/0	0	0	0	0
9/30	at Buffalo				INACTIVE					
10/7	CINCINNATI	0	1	1	0.0/0	0/0	0	0	0	0
10/14	at Kansas City	1	0	1	0.0/0	0/0	0	0	0	0
10/21	at Tampa Bay	7	0	7	3.0/11	0/0	0	0	0	0
10/29	TENNESSEE	0	1	1	0.0/0	0/0	0	0	0	0
11/4	BALTIMORE	0	0	0	0.0/0	0/0	0	0	0	0
11/11	at Cleveland	1	0	1	0.0/0	0/0	0	0	0	0
11/18	JACKSONVILLE	2	1	3	1.0/8	0/0	0	0	0	2
11/25	at Tennessee	1	0	1	0.0/0	0/0	0	0	0	0
12/2	MINNESOTA	2	0	2	0.0/0	0/0	0	0	0	0
12/9	N.Y. JETS	2	1	3	0.0/0	0/0	0	0	0	0
12/16	at Baltimore	1	0	1	0.0/0	0/0	1	0	0	0
12/23	DETROIT	4	0	4	0.0/0	0/0	0	0	0	0
12/30	at Cincinnati	3	1	4	0.0/0	0/0	0	1	0	0
1/6/02	CLEVELAND	0	0	0	0.0/0	0/0	0	0	0	0
SEASON TOTALS		24	5	29	4.0/19	0/0	1	1	2	

POSTSEASON

1/20	BALTIMORE	3	0	3	0.0/0	0/0	0	0	0	
1/27	NEW ENGLAND	1	0	1	0.0/0	0/0	0	0	0	
POSTSEASON TOTALS		4	0	4	0.0/0	0/0	0	0	0	

2000

Date	Opponent	I	AT	TOT	Sack/		INT	PD	FF	FR
					YDS					
9/3	BALTIMORE	0	3	3	0.0/0	0	0	0	0	0
9/17	at Cleveland	2	0	2	0.0/0	0	0	0	0	0
9/24	TENNESSEE	4	3	7	0.0/0	0	0	0	0	0
10/1	at Jacksonville	2	0	2	0.0/0	0	0	0	0	0
10/8	at N.Y. Jets	2	0	2	0.0/0	0	0	0	0	0
10/15	CINCINNATI	3	1	4	0.0/0	0	0	0	0	0
10/22	CLEVELAND	3	1	4	0.0/0	0	0	0	0	0
10/29	at Baltimore	2	0	2	0.0/0	0	1	0	0	0
11/5	at Tennessee	5	1	6	0.0/0	0	0	0	0	0
11/12	PHILADELPHIA	3	1	4	1.0/3	0	0	0	0	0
11/19	JACKSONVILLE	2	0	2	0.0/0	0	0	0	0	0
11/26	at Cincinnati	3	0	3	0.0/0	0	0	0	0	0
12/3	OAKLAND	5	0	5	0.0/0	0	1	0	0	0
12/10	at N.Y. Giants	1	2	3	0.0/0	0	0	0	0	0
12/16	WASHINGTON	0	1	1	0.0/0	0	0	1	0	0
12/24	at San Diego	1	1	2	0.0/0	0	0	0	0	0
SEASON TOTALS		38	14	52	1.0/3	0	2	1	0	



VON OELHOFFEN'S CAREER STATISTICS

Regular Season

<u>TACKLES</u>	<u>Solo</u>	<u>AT</u>	<u>Total</u>	<u>Sp.T.</u>	<u>Sacks</u>	<u>FF</u>	<u>FR</u>
1994 Cincinnati (AFC)	2	0	2	0	0.0	0	0
1995 Cincinnati (AFC)	7	1	8	0	0.0	0	0
1996 Cincinnati (AFC)	15	2	17	0	1.0	0	0
1997 Cincinnati (AFC)	32	10	42	0	0.0	0	0
1998 Cincinnati (AFC)	36	9	45	0	0.0	0	0
1999 Cincinnati (AFC)	24	2	26	0	4.0	1	1
2000 Pittsburgh (AFC)	38	14	52	0	1.0	1	0
2001 Pittsburgh (AFC)	24	5	29	0	4.0	1	2
2002 Pittsburgh (AFC)	28	7	35	0	3.0	0	1
2003 Pittsburgh (AFC)	32	8	40	0	8.0	0	1
2004 Pittsburgh (AFC)	22	11	33	0	1.0	0	2
NFL Totals	260	69	329	0	22.0	3	7
Steelers Totals	144	45	189	0	17.0	2	6

Postseason

<u>TACKLES</u>	<u>Solo</u>	<u>AT</u>	<u>Tot.</u>	<u>Sp.T.</u>	<u>Sacks</u>	<u>FF</u>	<u>FR</u>
2001 Pittsburgh (AFC)	4	0	4	0	0.0	0	0
2002 Pittsburgh (AFC)	3	1	4	0	1.0	0	0
2004 Pittsburgh (AFC)	3	4	7	0	0.0	0	0
NFL Totals	10	5	15	0	1.0	0	0

86 HINES WARD

WIDE RECEIVER



HEIGHT—6-0

WEIGHT—215

COLLEGE—Georgia

BIRTHDATE—March 8, 1976

BIRTHPLACE—Forest Park, Ga.

HOW ACQUIRED—D3-'98

NFL EXPERIENCE—8th Year

GAMES PLAYED-STARTED/POSTSEASON — '98 (16-0/0-0), '99 (16-14/0-0), '00 (16-15/0-0), '01 (16-16/2-2), '02 (16-16/2-2), '03 (16-16/0-0), '04 (16-16/2-2)

CAREER TOTALS: 112-93 (6-6)

PRO: Is one of the top receivers in the NFL...is currently second on the Steelers' all-time career receptions list (505)...is only the fifth Steeler to reach 5,000 receiving yards in team history and currently is second on the team's all-time receiving yardage list (6,065 yards)...became the only receiver in Steelers history to surpass 1,000 receiving



yards for four straight seasons...has team record for receptions in a season (112) which he set in 2002...has 41 career TD catches...scored 12 TD receptions in 2003 to tie Louis Lipps (1985) and Buddy Dial's (1961) team record. **2004:** Selected to the 2005 Pro Bowl, his fourth straight trip...also earned *Associated Press* second-team All-Pro honors for the second consecutive season...led the team for the fifth straight season (tied for lead in 1999) with 80 receptions for 1,004 yards, his fourth consecutive 1,000-yard season...led the team in the postseason with consecutive 100-yard receiving games...finished the postseason with an impressive 15 receptions for 214 yards and two TDs...caught four TD passes and scored first career rushing TD...*9/12 vs. Oakland:* led the team with seven receptions for 99 yards, including a long of 39 yards...*9/19 at Baltimore:* had one of the best games of his career, catching six passes for 151 yards, his second-highest receiving yardage total...recorded his 10th 100-yard receiving game...produced his second-highest per-catch average (25.2)...*9/26 at Miami:* led the team for the third-straight game and just fell short of another 100-yard receiving performance...made a spectacular catch for the only TD of the game when he went low for a pass from Ben Roethlisberger and held on...finished with a season-high nine catches for 96 yards (10.7 avg.), including a long of 24 yards...*10/3 vs. Cincinnati:* led the team for the fourth-straight game with six receptions for 48 yards...also had one carry for 10 yards...*10/10 vs. Cleveland:* tied Plaxico Burress for team honors with six receptions for 61 yards (10.2 avg.)...*10/17 at Dallas:* led the team for the fifth time in six games with nine receptions for 76 yards...averaged 8.4 yards a reception...*10/31 vs. New England:* tied Antwaan Randle El for a team-high with six receptions for 58 yards...*11/7 vs. Philadelphia:* scored his first TD since the Sept. 26 Miami game...finished with two TDs—one rushing and one on a reception...moved into fourth place on the Steelers' all-time list for TD receptions (40), passing Louis Lipps...had two receptions for 32 yards, including a long of 20...also had one rushing attempt for 16 yards and the first rushing TD of his career...*11/14 at Cleveland:* finished with three receptions for 42 yards, including a long of 22...had two rushing attempts for minus-seven yards...threw a crunching block on defensive end Orpheus Roye on a run by Ben Roethlisberger...*11/21 at Cincinnati:* caught three passes for 15 yards...*11/28 vs. Washington:* extended his string of consecutive games with a reception to 99 and led the team in receptions for the seventh time...finished with three receptions for 42 yards, including a long of 17 yards...*12/5 at Jacksonville:* extended his streak of consecutive games with a reception to 100...opened the scoring with a 37-yard TD reception from Roethlisberger...finished with four catches for 80 yards...also had one carry for no gain...*12/12 vs. N.Y. Jets:* caught two passes for 38 yards, including a long of 26 to increase his streak of consecutive games with a reception to 101...*12/18 at N.Y. Giants:* led the team with nine receptions for 134 yards...became only the third receiver to surpass the 6,000-yard mark...also reached 500 receptions for his career, only the second receiver to reach that mark in Steelers

CAREER HIGHLIGHTS

- ◆ 2004 Second-Team All Pro (AP)
- ◆ Second All-Time Receiver (425 receptions)
- ◆ Only Receiver in Steelers History to Surpass 1,000 Receiving Yards Three Straight Seasons and play in four-straight Pro Bowls (2002-05)
- ◆ 2003 Team MVP
- ◆ 2003 Second-Team All-Pro (AP)
- ◆ 2002 Led Team in Scoring (72 points)
- ◆ 2002 Team Co-MVP (Offense)
- ◆ 2002 Set Single-Season Record for Receptions (112)
- ◆ 2002 Chief Award Recipient (Cooperation with Media)



history...12/26 vs. *Baltimore*: tied Plaxico Burress and Antwaan Randle El with a team-high three receptions for 21 yards...also was credited with one rush for minus-five yards on a lateral...1/2/05 at *Buffalo*: had two receptions for 11 yards in his limited playing time...topped the 1,000-yard receiving mark for the fourth-straight season...1/15/05 vs. *N.Y. Jets*: led the team with 11 receptions for 105 yards, a career-postseason high, and the second 100-yard receiving performance of his career...1/23/05 vs. *New England*: produced his second straight 100-yard receiving game and led the team with five receptions for 109 yards, including a 30-yard TD reception...also was credited with a tackle on one of the three Patriots interceptions. **2003**: Selected to the 2004 Pro Bowl, his third straight trip...was named the team MVP for the second-straight year (shared the award with Joey Porter in 2002)...also earned *Associated Press* 2003 second-team All-Pro honors...led the team in receiving for the fifth-straight season...surpassed 1,000 receiving yards for the third-straight season to become the only receiver in Steelers history to achieve that mark...finished with 1,163 yards and 10 TDs on 95 receptions...also rushed for 61 yards on 11 carries...9/7 vs. *Baltimore*: was the team's leading receiver in season-opener...had a team-high nine receptions for 91 yards and two TDs...surpassed Lynn Swan's 336 career receptions for third place on the Steelers' all-time career receptions list...9/14 at *Kansas City*: led the team for the second-straight week with nine receptions for a team-high 146 yards, including a 50-yard reception on the first play from scrimmage...9/21 at *Cincinnati*: finished with four receptions for 48 yards and one TD...fought for extra yardage on his TD when he appeared to be stopped at the Bengals' two-yard line, but with the help of Dan Kreider, managed to plunge forward for the score...9/28 vs. *Tennessee*: led the team for the third time in the season with nine receptions for 76 yards...10/5 vs. *Cleveland*: was held to a season-low two receptions for 55 yards, including a long of 30 yards...10/12 at *Denver*: led the team for the fourth game this season...had eight receptions for 81 yards, including a long of 19 yards...also had two runs for a total of nine yards, including a long of 12 yards...10/26 vs. *St. Louis*: led the team for the fifth time this season with five receptions for 90 yards and two TDs...had a long of 45 yards...11/2 at *Seattle*: had a team-high eight receptions for 66 yards and one TD to lead the team in receptions for the sixth time...also had three rushes for 14 yards, including a long of 11 yards...11/9 vs. *Arizona*: led the team for the seventh time in nine games...finished with six receptions for 64 yards and two TDs...11/17 at *San Francisco*: finished with four receptions for 44 yards...suffered a neck injury on a long pass play in the third quarter in which he landed head first on the turf...returned to action in the fourth quarter...11/23 at *Cleveland*: had his lowest reception total of the season, catching one pass for 13 yards...11/3 vs. *Cincinnati*: caught a career-high 13 passes for 149 yards and one TD...13 catches are the second most in a single game in Steelers' history (14, Courtney Hawkins, 11/1/98 vs. *Tennessee*)...made five catches during the Steelers' final 11-play scoring drive, including the final two...12/7 vs. *Oakland*: led the team for the eighth time with four receptions for 67 yards, including a long of 38 yards...12/14 *N.Y. Jets*: surpassed 1,000 receiving yards for the third-consecutive season and became the only Steelers' player to reach 1,000 yards for three-straight seasons...is only the second receiver to reach 1,000 yards three times (John Stallworth)...led the team in receptions for the ninth time with five catches for 68 yards, including a long of 25...12/21 vs. *San Diego*: became only the fifth receiver in Steelers' history to reach 5,000 receiving yards...led the team for the 10th time with six receptions for 94 yards and one TD...also had three rushing attempts for



32 yards, including a long of 25 yards. **2002:** Selected to the 2003 Pro Bowl, his second-straight trip...was also selected to *Associated Press'* second-team All-Pro squad...led the team in receptions for the third-consecutive year and eclipsed his own team record with 112 receptions...also finished four yards ahead of Plaxico Burress for team-high passing yardage honors (1,329), just 69 shy of Yancey Thigpen's team-record 1,398 yards (1997)...scored 12 receiving TDs to tie Louis Lipps' (1985) and Buddy Dial's (1961) team record...became the first non-kicker to lead the team in scoring since 1977 (Franco Harris)...was named the 2002 recipient of The Chief Award, presented annually by the Pittsburgh Chapter of the Pro Football Writers of America to the player who best exemplifies the spirit of cooperation with the media established by the late founder, Arthur J. Rooney Sr...eclipsed the 1,000 yard mark for the second-straight year, joining Plaxico Burress as the first receiving tandem in team history to both surpass 1,000 receiving yards for two-straight seasons...led the team with 18 receptions for 186 yards and three TDs in the postseason...**9/9 at New England:** began the season strongly in the opener, leading the team with eight receptions for 90 yards and a TD...**9/15 vs. Oakland:** led the team for the second-consecutive week with seven catches for 92 yards, including a 34-yard TD strike from Kordell Stewart...scored two TDs for his first multiple-touchdown performance of the season...**9/29 vs. Cleveland:** led the team for the third-straight game with nine catches for 104 yards, his first 100-yard game of the year and the third of his career...**10/6 at New Orleans:** tied Antwaan Randle El for the team high with five receptions for 45 yards, including a long of 21...scored his team-leading fourth touchdown of the season when he dived to hit the pylon after stretching for a pass from Tommy Maddox...had one run for 11 yards...**10/13 at Cincinnati:** had four receptions for 24 yards...also ran once for 20 yards...moved passed Charles Johnson into sixth place on the Steelers' all-time career receiving list...**10/21 vs. Indianapolis:** scored two TDs on five receptions...totaled 76 yards receiving...also had one carry for eight yards...**10/27 at Baltimore:** led the team with eight receptions for 97 yards, including a long of 20 yards...**11/3 at Cleveland:** led the team in receptions for the fifth time this season (tied once)...finished with nine receptions for 79 yards and a TD...also gained eight yards on one rushing attempt...**11/10 vs. Atlanta:** had a 35-yard pass to Plaxico Burress nullified by a holding penalty...finished with a team-leading 11 receptions for 139 yards—both career highs—and one TD...led the team in receptions for the sixth time this season...also had a 29-yard run...**11/17 at Tennessee:** led the team for the seventh time during the season...had 10 receptions for a career-high 168 yards and two TDs, including the 72-yard TD on the game's initial play...**11/24 vs. Cincinnati:** had another monster game, tying for the team lead with five receptions for 125 yards and one TD...surpassed 1,000 receiving yards for the second-consecutive season (1,039), becoming the first Steeler since Roy Jefferson in 1968 and 1969 to achieve that milestone...also contributed 39 rushing yards on one attempt...**12/1 at Jacksonville:** produced another big game...led the team for the eighth time with eight catches for 51 yards...also ran two times for 19 yards...**12/8 vs. Houston:** led the team for the ninth time during the season with nine receptions for 76 yards...eclipsed his own team record of 94 receptions...**12/15 vs. Carolina:** had another productive day despite playing with a nagging hamstring injury...finished with three receptions for 39 yards, including a long of 27...also had one carry for two yards...became the first receiver in Steelers history to record 100 receptions in a season...**12/23 at Tampa Bay:** led the team for the 10th time during the season, catching six passes





for 78 yards (13.0 avg)...12/29 vs. *Baltimore*: finished with a team-high five receptions for 46 yards to lead the team in receptions for the 11th time during the regular season...also had a 23-yard TD reception from Tommy Maddox...1/5/03 vs. *Cleveland*: joined Plaxico Burress in Wild Card game as the only Steelers receiving tandem to each compile 100 or more receiving yards in a postseason game since John Stallworth and Lynn Swann in Super Bowl XIII...finished with 11 receptions (tying Franco Harris' team record for most catches in a postseason game) for 104 yards and one TD...also ran once for 14 yards...1/11 at *Tennessee*: led the team for the 13th time during the season in Divisional Playoff game with seven receptions for 82 yards and two TDs, including a 21-yard TD catch...also completed a pass to Plaxico Burress for a two-point conversion. **2001**: Eclipsed the 1,000 yard mark for the first time in his career, joining Plaxico Burress as the only receiving tandem in team history to both surpass 1,000 receiving yards for a season...made his first Pro Bowl appearance...led the team with a career-high 94 receptions, which also sets a Steelers single-season record (85, Yancey Thigpen in 1995)...9/9 at *Jacksonville*: led the team with seven catches (tying a then career-high) for 82 yards in season-opener, including a long of 34...had a costly fumble while fighting for extra yards...9/30 at *Buffalo*: had a career-high nine receptions 79 yards...converted three first downs...10/7 vs. *Cincinnati*: led the team for the fourth-straight game with eight receptions for 68 yards, including a key 24-yard gain on a third-and-long that helped lead to the Steelers' game-clinching field goal...10/14 at *Kansas City*: had four receptions for 38 yards and the team's first receiving TD...led the team in receptions for the fourth-straight week...also had a crushing block on the Steelers' third-down attempt at the end of the game to clinch the victory...10/21 at *Tampa Bay* tied for team lead with three receptions for 44 yards...also had one run for nine yards out of the shotgun formation from the quarterback position...10/29 vs. *Tennessee*: displayed his versatility, catching, running and even throwing his first pass of the season...finished with two receptions for 20 yards and a TD...took a direct snap from the shotgun formation and raced 36 yards on his only carry...11/4 vs. *Baltimore*: performed superbly again...tied a career-high with nine receptions for a then career-high 97 yards...11/11 at *Cleveland*: had another big game...finished with eight receptions for 55 yards, including a long of 15 yards...was sacked once for three yards...11/18 vs. *Jacksonville*: was outstanding again while recording the first 100-yard receiving game of his career...finished with nine receptions for 112 yards, including a 28-yard TD on a screen pass...11/25 at *Tennessee*: finished with seven receptions and 99 yards receiving, just missing his second consecutive 100-yard game...eclipsed his season career-high with his third reception...also established a new career-high for receiving yardage in a season...12/2 vs. *Minnesota*: finished with three receptions for 37 yards, including a long of 19 yards...12/9 vs. *N.Y. Jets*: recorded then single-game career highs for receptions (10) and receiving yards (124), his second 100-yard game of the season...also ran three times for 14 yards...accounted for four third-down conversions (three on receptions and one running)...moved into 12th on the Steelers all-time receptions list with 203 career receptions...12/6 at *Baltimore*: was held to his lowest reception total of the season...had just one catch for seven yards...12/23 vs. *Detroit*: ran once for six yards...had seven receptions for 67 yards and one TD to eclipse Yancey Thigpen's Steelers' single-season receptions record...12/30 at *Cincinnati*: caught three passes for 42 yards...also ran once off a direct snap for 14 yards...1/20/02 vs. *Baltimore*: caught three passes for 37 yards in the AFC Playoff game...also had six





rushing yards on one carry...1/27 vs. *New England*: had another solid performance in AFC Championship game...led the team with six receptions for 64 yards, including a long of 24...also ran one time for minus-two yards. **2000**: Had another solid season, leading the team in receptions for the second-straight year...finished with 48 receptions for 672 yards and four TDs...also rushed for 53 yards on four carries...9/3 vs. *Baltimore*: finished with two receptions for 27 yards...also returned one kickoff for 23 yards...9/17 at *Cleveland*: made his first start of the season for the injured Troy Edwards...had a productive day, leading the team with five receptions for 75 yards, including a 31-yard catch...also nearly broke a kickoff return for a TD, recording a 57-yard return...9/24 vs. *Tennessee*: earned his second start of the season and responded with a very productive day...led the team with five receptions for 59 yards...also returned three kickoffs for 69 yards, including a long of 31 yards...was credited with one solo special-teams tackle...10/1 at *Jacksonville*: caught two passes for 23 yards, including a long of 15 yards...also had one special-teams tackle...10/8 at *N.Y. Jets*: had two receptions for 18 yards...also was credited with one solo stop...10/15 vs. *Cincinnati*: made a spectacular catch and run for a 77-yard TD on the second play of the game, a play that was the longest pass play by the Steelers since the 1994 season...finished with two catches for 91 yards...10/22 vs. *Cleveland*: caught one pass for five yards...was credited with one tackle on special teams...10/29 at *Baltimore*: had another big game for the Steelers, including an outstanding 45-yard TD reception on which he leaped over a Ravens defender and wrestled away the ball as he stepped into the end zone...finished with two receptions for 55 yards...11/5 at *Tennessee*: caught one pass for seven yards...made a bruising tackle on Derrick Mason on a kick return when it appeared Mason might go the distance...11/12 vs. *Philadelphia*: finished with two catches for 22 yards...also had one special-teams assist...11/19 vs. *Jacksonville*: had another big play in the passing game...caught a Kordell Stewart pass and raced 22 yards for a 32-yard TD reception, his third TD of the season...finished with three receptions for 60 yards...also returned two kickoffs for 47 yards, including a 26 yarder...11/26 at *Cincinnati*: led the team with four receptions for 70 yards, including a 34-yard TD...also had two carries for 38 yards, including a 23-yard reverse...threw a key block on Mark Bruener's TD catch...12/3 vs. *Oakland*: led the team for the second consecutive week with four receptions for 36 yards...also had one run for three yards...12/10 at *N.Y. Giants*: tied Bobby Shaw with a team-high six receptions for 64 yards...had a long of 23...12/16 vs. *Washington*: tied Bobby Shaw with a team-high three receptions...totaled 31 yards...also rushed for 12 yards on a reverse...was credited with one special-teams assist...12/24 at *San Diego*: caught four passes 36 yards. **1999**: Tied for the team lead with Troy Edwards with 61 receptions for 638 yards...averaged 10.5 yards a reception and scored a team-high seven TD receptions...also had one punt return for two yards and one kickoff return for 24 yards...also served as a valuable member of the special-teams...started in 14 of 16 games...led the team with a 16.4-yard-per-reception average...9/12 at *Cleveland*: displayed his big-play capabilities in season-opener...had the longest reception in the game, connecting with Kordell Stewart on a 42-yard gain that led to Steelers second TD...finished the game with three catches for 51 yards and a TD...scored on a one-yard pass from Mike Tomczak for the Steelers final TD in the fourth quarter, Ward's first career TD...9/19 at *Baltimore*: started his second straight game at wide receiver...finished with two receptions for 31 yards, a team-high 15.5 yards a catch...also had his first run of the season, a three-yard gain on a re-



verse... 9/26 vs. *Seattle*: finished with two catches for 18 yards...also was credited with a special-teams tackle and a tackle on an interception...10/3 vs. *Jacksonville*: caught two passes for 19 yards...10/10 at *Buffalo*: had one of his best days as a pro, finishing with a team-high six receptions for 67 yards and a TD...scored the team's first offensive TD in two games...also was nailed for a five-yard loss on a reverse...10/17 at *Cincinnati*: had three receptions for 18 yards...10/25 vs. *Atlanta*: tied two other players—Courtney Hawkins and Will Blackwell—for team lead with three receptions in Monday Night game...totaled 28 receiving yards...11/7 at *San Francisco*: finished with four catches for 31 yards...leaped over a defender to gather a 13-yard TD...11/14 vs. *Cleveland*: collected a team-high four receptions for 39 yards...11/21 at *Tennessee*: finished with three catches for 20 yards...also registered one special-teams tackle...11/28 vs. *Cincinnati*: set then career single-game highs for receptions and receiving yardage...caught seven passes, tying Troy Edwards for team honors, for a team-high 89 yards...scored his fourth TD reception of the season to lead the team in that category...also made a possible touchdown-saving tackle on a kickoff return by Tremain Mack...12/2 at *Jacksonville*: tied Bobby Shaw for team honors with four receptions for 35 yards, including a long of 25 yards...12/12 vs. *Baltimore*: caught three passes for 43 yards, including a 21-yard TD pass from Jerome Bettis...averaged 14.3 yards a reception...12/18 at *Kansas City*: finished with four receptions for 41 yards, including a long of 17...reached the 50-reception mark for the season...12/26 vs. *Carolina*: led the team with five receptions for 40 yards and a touchdown...also had one punt return for two yards...1/2/00 vs. *Tennessee*: finished with six catches for 68 yards and one TD despite suffering a fracture in his lower back in the first half...returned one kickoff for 24 yards. **1998**: Finished the season with 15 catches for 246 yards...averaged a team-high 16.4 yards a reception...also had one carry for 13 yards and completed a pass to Kordell Stewart for 17 yards...registered 28 total special-teams tackles, which ranked second on the team (one shy of leader John Fiala's 29)...was credited with four downed punts inside the 10-yard line and two saved punts inside the 20 (one at the one-yard line)...9/6 at *Baltimore*: had the first reception of his career in the season-opener, a 12-yard pass from Kordell Stewart...9/13 vs. *Chicago*: sparkled on special teams, registering three solo tackles...did not have any receptions...9/20 at *Miami*: produced one of the few offensive bright spots with a nifty pass-and-catch for 18 yards...had one special-teams tackle...9/27 vs. *Seattle*: was brilliant on special teams and tied Donta Jones with a team-high two solo special-teams tackles...10/11 at *Cincinnati*: produced another strong special-teams performance...was credited with two special-teams tackles...also made an excellent play by downing a fourth-quarter Josh Miller punt at the Cincinnati one-yard line that ultimately led to a Steelers' go-ahead field goal late in the game...10/26 at *Kansas City*: displayed a glimpse of his vast talents, throwing a pass to Kordell Stewart for a 17-yard gain and a first down that eventually led to a field goal...also registered one solo special-teams tackle...lined up on several four-receiver sets...11/9 vs. *Green Bay*: had the best day at that point of his rookie season on offense, catching two passes for 56 yards...had a spectacular catch-and-run covering 45 yards late in the second quarter that led to a touchdown...made a key block on Kordell Stewart's 30-yard run in the first quarter that set up a Steelers' touchdown...also had five special-teams tackles (three solo)...11/15 at *Tennessee*: had a productive day as a receiver and on the special teams...caught two passes for 21 yards...registered two special-teams tackles...nailed Tennessee punter Craig



Hentrich for a one-yard loss on a fake punt attempt...11/22 vs. *Jacksonville*: finished with two catches for 26 yards...also was credited with one special-teams tackle...11/26 at *Detroit*: played well on special teams and as a receiver...led the team with four total special-teams tackles, including two solo tackles...also had two receptions for 35 yards, including a long play of 25 yards...12/6 vs. *New England*: collected two receptions for 19 yards...had another strong game on special teams, finishing with three special-teams tackles (two solo)...12/13 at *Tampa Bay*: had an outstanding leaping catch, his only one of the game, for 18 yards...12/20 vs. *Cincinnati*: had one reception for 17 yards...ran one reverse for 13 yards, his first carry of the season...made a sensational play on a punt, keeping the ball out of the end zone in the second quarter and downing it at the two-yard line that helped lead to a Steelers' touchdown when Carnell Lake returned an interception 27 yards for the score...12/28 at *Jacksonville*: had one catch for 24 yards in the season-finale.

COLLEGE: Finished his career ranked second in school history with 144 receptions...had 1,965 career receiving yards to rank third in team history...gained 3,870 all-purpose yards, second only to Herschel Walker (5,749)...was a 1997 All-American choice by *The Poor Man's Guide to the NFL Draft*. **1997:** Earned All-Southeastern Conference honors as a senior...led team with 55 receptions for 715 yards and six touchdowns...had 12 receptions for 154 yards against Wisconsin in the Outback Bowl. **1996:** Was an Academic All-SEC pick...caught 52 passes for 900 yards (17.3 avg.) and five touchdowns...gained 170 yards on 26 carries, returned five punts for 47 yards and 13 kickoffs for 234 yards...named SEC Offensive Player of the Week after catching nine passes for 175 yards and a score. **1995:** Started first two games at flanker before moving to tailback for the third game, to quarterback for the fourth game, back to tailback for the seventh game, and then returned to quarterback for the final three games. **1994:** Selected to the All-SEC Freshman team by the *Knoxville News-Sentinel*...earned bachelor's degree in consumer economics.

PERSONAL: Earned All-American honors from *Super Prep*, *Blue Chip Illustrated* & *USA Today*, and added All-State & Super Southern Top 100 honors at Forest Park (Ga.) High...was a two-time Clayton County Offensive Player of the Year...rushed for 1,111 yards and 14 touchdowns and completed 122-of-204 passes for 1,575 yards and 14 scores as a quarterback during his senior season...threw for 3,581 yards and 38 scores and rushed for 2,500 yards and 29 touchdowns during his three-year career...lives in Forest Park, Georgia...Full name: Hines Ward Jr.

Ward's Career Single-Game Highs

Regular Season

Receptions- 13 (11/30/03 vs. Cincinnati)
Yards Receiving- 168 (11/17/02 at Tennessee)
Longest Reception- 77t (10/15/00 vs. Cincinnati)
TDs Receiving- 2 (Several times, Last: 11/9/03 vs. Arizona)
100-yards Receiving- 10 (Last: 12/18/04 at N.Y. Giants)
Longest KO Return- 57 (9/17/00 at Cleveland)

Postseason

Receptions- 11 (1/5/03 vs. Cleveland)
Yards Receiving- 109 (1/23/05 vs. New England)
Longest Reception- 30t (1/23/05 vs. New England)
TDs Receiving- 2 (1/11/03 at Tennessee)
100-yard Receiving- 3 (Last: 1/23/05 vs. New England)



WARD'S GAME-BY-GAME STATISTICS

RECEIVING

RUSHING

2004

Date	Opponent	No.	Yds.	Avg.	Lg.	TD	No.	Yds.	Avg.	Lg.	TD
9/12	OAKLAND	7	99	14.1	39	0	0	0	0.0	—	0
9/19	at Baltimore	6	151	25.2	58	1	0	0	0.0	—	0
9/26	at Miami	9	96	10.7	24	1	0	0	0.0	—	0
10/3	CINCINNATI	6	48	8.0	10	0	1	10	10.0	10	0
10/10	CLEVELAND	6	61	10.2	16	0	0	0	0.0	—	0
10/17	at Dallas	9	76	8.4	15	0	0	0	0.0	—	0
10/31	NEW ENGLAND	6	58	9.7	21	0	1	11	11.0	11	0
11/7	PHILADELPHIA	2	32	16.0	20t	1	1	16	16.0	16	1
11/14	at Cleveland	3	42	14.0	22	0	2	-7	-3.5	0	0
11/21	at Cincinnati	3	15	5.0	6	0	0	0	0.0	—	0
11/28	WASHINGTON	3	42	14.0	17	0	0	0	0.0	—	0
12/5	at Jacksonville	4	80	20.0	37t	1	1	0	0.0	—	0
12/12	N.Y. JETS	2	38	19.0	26	0	0	0	0.0	—	0
12/18	at N.Y. Giants	9	134	14.9	40	0	0	0	0.0	—	0
12/26	BALTIMORE	3	21	7.0	8	0	1	-5	-5.0	-5	0
1/2/05	at Buffalo	2	11	5.5	6	0	0	0	0.0	—	0
SEASON TOTALS		80	1,004	12.6	58	4	7	25	3.6	16t	1
POSTSEASON											
1/15	N.Y. JETS	10	105	10.5	18	1	0	0	0.0	—	0
1/23	NEW ENGLAND	5	109	21.8	30t	1	0	0	0.0	—	0
POSTSEASON		15	214	14.3	30t	2	0	0	0.0	—	0

RECEIVING

RUSHING

2003

Date	Opponent	No.	Yds.	Avg.	Lg.	TD	No.	Yds.	Avg.	Lg.	TD
9/7	BALTIMORE	9	91	10.1	28 t	2	0	0	0.0	0	0
9/14	at Kansas City	9	146	16.2	50	0	1	5	5.0	5	0
9/21	at Cincinnati	4	48	12.0	23	1	0	0	0.0	—	0
9/28	TENNESSEE	9	76	8.4	24	0	0	0	0.0	—	0
10/5	CLEVELAND	2	55	27.5	30	0	0	0	0.0	—	0
10/12	at Denver	8	81	10.1	19	0	2	9	4.5	12	0
10/26	ST. LOUIS	5	90	18.0	45	2	1	3	3.0	3	0
11/2	at Seattle	8	66	8.3	14	1	3	14	4.7	11	0
11/9	ARIZONA	6	64	10.7	22 t	2	0	0	0.0	—	0
11/17	at San Francisco	4	44	11.0	27	0	1	-2	-2.0	-2	0
11/23	at Cleveland	1	13	13.0	13	0	0	0	0.0	—	0
11/30	CINCINNATI	13	149	11.5	22	1	0	0	0.0	—	0
12/7	OAKLAND	4	67	16.8	38	0	0	0	0.0	—	0
12/14	at N.Y. Jets	5	68	13.6	25	0	0	0	0.0	—	0
12/21	SAN DIEGO	6	94	15.7	28	1	3	32	10.0	25	0
12/21	at Baltimore	2	11	5.5	7	0	0	0	0.0	—	0
SEASON TOTALS		95	1,163	12.2	50	10	11	61	5.5	25	0



WARD'S GAME-BY-GAME STATISTICS

		RECEIVING					RUSHING				
2002											
Date	Opponent	No.	Yds.	Avg.	Lg.	TD	No.	Yds.	Avg.	Lg.	TD
9/9	at New England	8	90	11.3	17	1	0	0	0.0	—	0
9/15	OAKLAND	7	92	13.1	34 t	2	1	-1	-1.0	-1	0
9/29	CLEVELAND	9	104	11.6	29	0	0	0	0.0	—	0
10/6	at New Orleans	5	45	9.0	21	1	1	11	11.0	11	0
10/13	at Cincinnati	4	24	6.0	12	0	1	20	20.0	20	0
10/21	INDIANAPOLIS	5	76	15.2	31	2	1	8	8.0	8	0
10/27	at Baltimore	8	97	12.1	20	0	0	0	0.0	—	0
11/3	at Cleveland	9	79	8.8	12	1	1	8	8.0	8	0
11/10	ATLANTA	11	139	12.6	30	1	1	29	29.0	29	0
11/17	at Tennessee	10	168	16.8	72 t	2	0	0	0.0	—	0
11/24	CINCINNATI	5	125	25.0	64 t	1	1	39	39.0	39	0
12/1	at Jacksonville	8	51	6.4	12	0	2	19	9.5	15	0
12/8	HOUSTON	9	76	8.4	17	0	2	7	3.5	7	0
12/15	CAROLINA	3	39	13.0	27	0	1	2	2.0	2	0
12/23	at Tampa Bay	6	78	13.0	22	0	0	0	0.0	—	0
12/29	BALTIMORE	5	46	9.2	23 t	1	0	0	0.0	—	0
SEASON TOTALS		112	1,329	11.9	72 t	12	12	142	11.8	39	0
POSTSEASON											
1/5	CLEVELAND	11	104	9.5	19	1	1	4	4.0	4	0
1/11	at Tennessee	7	82	11.7	21 t	2	2	1	0.5	1	0
POSTSEASON TOTALS		18	186	10.3	21 t	3	3	5	1.7	4	0

		RECEIVING					RUSHING				
2001											
Date	Opponent	No.	Yds.	Avg.	Lg.	TD	No.	Yds.	Avg.	Lg.	TD
9/9	at Jacksonville	7	82	11.7	34	0	1	1	1.0	1	0
9/30	at Buffalo	9	79	8.8	17	0	1	0	0.0	0	0
10/7	CINCINNATI	8	68	8.5	24	0	0	0	0.0	—	0
10/14	at Kansas City	4	38	9.5	14	1	0	0	0.0	—	0
10/21	at Tampa Bay	3	44	14.7	22	0	1	9	9.0	9	0
10/29	TENNESSEE	2	20	10.0	17	1	1	36	36.0	36	0
11/4	BALTIMORE	9	97	10.8	19	0	0	0	0.0	—	0
11/11	at Cleveland	8	55	6.9	15	0	0	0	0.0	—	0
11/18	JACKSONVILLE	9	112	12.4	28t	1	1	3	3.0	3	0
11/25	at Tennessee	7	99	14.1	23	0	0	0	0.0	—	0
12/2	MINNESOTA	3	37	12.3	19	0	0	0	0.0	—	0
12/9	N.Y. JETS	10	124	12.4	29	0	3	14	4.7	10	0
12/16	at Baltimore	1	7	7.9	7	0	1	6	6.0	6	0
12/23	DETROIT	7	67	9.6	25	1	0	0	0.0	—	0
12/30	at Cincinnati	3	42	14.0	30	0	1	14	14.0	14	0
1/6/02	CLEVELAND	4	32	8.0	12	0	0	0	0.0	—	0
SEASON TOTALS		94	1,003	10.7	34	4	10	83	8.3	36	0
POSTSEASON											
1/20	BALTIMORE	3	37	12.3	20	0	1	6	6.0	6	0
1/27	NEW ENGLAND	6	64	10.7	24	0	1	-2	-2.0	-2	0
POSTSEASON TOTALS		9	101	11.2	24	0	2	4	2.0	6	0



WARD'S GAME-BY-GAME STATISTICS

RECEIVING

RUSHING

2000

Date	Opponent	No.	Yds.	Avg.	Lg.	TD	No.	Yds.	Avg.	Lg.	TD
9/3	BALTIMORE	2	20	10.0	13	0	0	0	0.0	—	0
9/17	at Cleveland	5	75	15.0	31	0	0	0	0.0	—	0
9/24	TENNESSEE	5	59	11.8	17	0	0	0	0.0	—	0
10/1	at Jacksonville	2	23	11.5	15	0	0	0	0.0	—	0
10/8	at N.Y. Jets	2	18	9.0	15	0	0	0	0.0	—	0
10/15	CINCINNATI	2	91	45.5	77 t	1	0	0	0.0	—	0
10/22	CLEVELAND	1	5	5.0	5	0	0	0	0.0	—	0
10/29	at Baltimore	2	55	27.5	45 t	1	0	0	0.0	—	0
11/5	at Tennessee	1	7	7.0	7	0	0	0	0.0	—	0
11/12	PHILADELPHIA	2	22	11.0	14	0	0	0	0.0	—	0
11/19	JACKSONVILLE	3	60	20.0	32 t	1	0	0	0.0	—	0
11/26	at Cincinnati	4	70	17.5	34 t	1	2	38	19.0	23	0
12/3	OAKLAND	4	36	9.0	16	0	1	3	3.0	3	0
12/10	at N.Y. Giants	6	64	10.7	23	0	0	0	0.0	—	0
12/16	WASHINGTON	3	31	10.3	13	0	1	12	12.0	12	0
12/24	at San Diego	4	36	9.0	12	0	0	0	0.0	—	0
SEASON TOTALS		48	672	14.0	77 t	4	4	53	13.3	23	0

KICKOFF RETURNS

PUNT RETURNS

Date	Opponent	No.	Yds.	Avg.	Lg.	TD	No.	FC	Yds.	Avg.	Lg.	TD
9/3	BALTIMORE	1	23	23.0	23	0	0	0	0.0	—	0	0
9/17	at Cleveland	1	57	57.0	57	0	0	0	0.0	—	0	0
9/24	TENNESSEE	3	69	23.0	31	0	0	0	0.0	—	0	0
10/1	at Jacksonville	0	0	0.0	—	0	0	0	0.0	—	0	0
10/8	at N.Y. Jets	0	0	0.0	—	0	0	0	0.0	—	0	0
11/5	at Tennessee	0	-10	-10.0	-10	0	0	0	0.0	—	0	0
11/19	JACKSONVILLE	2	47	23.5	26	0	0	0	0.0	—	0	0
SEASON TOTALS		7	186	26.6	57	0	0	0	0.0	—	0	0

RECEIVING

RUSHING

1999

Date	Opponent	No.	Yds.	Avg.	Lg.	TD	No.	Yds.	Avg.	Lg.	TD
9/12	at Cleveland	3	51	17.0	42	1	0	0	0.0	—	0
9/19	at Baltimore	2	31	15.5	22	0	1	3	3.0	3	0
9/26	SEATTLE	2	18	9.0	10	0	0	0	0.0	—	0
10/3	JACKSONVILLE	2	19	9.5	11	0	0	0	0.0	—	0
10/10	at Buffalo	6	67	11.2	24	1	1	-5	-5.0	-5	0
10/17	at Cincinnati	3	18	6.0	13	0	0	0	0.0	—	0
10/25	ATLANTA	3	28	9.3	15	0	0	0	0.0	—	0
11/7	at San Francisco	4	31	7.8	13t	1	0	0	0.0	—	0
11/14	CLEVELAND	4	39	9.8	13	0	0	0	0.0	—	0
11/21	at Tennessee	3	20	6.7	9	0	0	0	0.0	—	0
11/28	CINCINNATI	7	89	12.7	34t	1	0	0	0.0	—	0
12/2	at Jacksonville	4	35	8.8	25	0	0	0	0.0	—	0
12/12	BALTIMORE	3	43	14.3	21t	1	0	0	0.0	—	0
12/18	at Kansas City	4	41	10.3	17	0	0	0	0.0	—	0
12/26	CAROLINA	5	40	8.0	12	1	0	0	0.0	—	0
1/2	TENNESSEE	6	68	11.3	15t	1	0	0	0.0	—	0
SEASON TOTALS		61	638	10.5	42	7	2	-2	-1.0	3	0



WARD'S GAME-BY-GAME STATISTICS (cont.)

		RECEIVING					RUSHING				
1998		No.	Yds.	Avg.	Lg.	TD.	No.	Yds.	Avg.	Lg.	TD.
Date	Opponent										
9/6	at Baltimore	1	12	12.0	12	0	0	0	0.0	—	0
9/13	CHICAGO	0	0	0.0	0	0	0	0	0.0	—	0
9/20	at Miami	1	18	18.0	18	0	0	0	0.0	—	0
9/27	SEATTLE	0	0	0.0	0	0	0	0	0.0	—	0
10/11	at Cincinnati	0	0	0.0	0	0	0	0	0.0	—	0
10/18	BALTIMORE	0	0	0.0	0	0	0	0	0.0	—	0
10/26	at Kansas City	0	0	0.0	0	0	0	0	0.0	—	0
11/1	TENNESSEE	0	0	0.0	0	0	0	0	0.0	—	0
11/9	GREEN BAY	2	56	28.0	45	0	0	0	0.0	—	0
11/15	at Tennessee	2	21	10.5	11	0	0	0	0.0	—	0
1/22	JACKSONVILLE	2	26	13.0	19	0	0	0	0.0	—	0
11/26	at Detroit	2	35	17.5	25	0	0	0	0.0	—	0
12/6	NEW ENGLAND	2	19	9.5	10	0	0	0	0.0	—	0
12/13	at Tampa Bay	1	18	18.0	18	0	0	0	0.0	—	0
12/20	CINCINNATI	1	17	17.0	17	0	1	13	13.0	13	0
12/28	at Jacksonville	1	24	24.0	24	0	0	0	0.0	—	0
SEASON TOTALS		15	246	16.4	45	0	1	13	13.0	13	0

WARD'S CAREER STATISTICS

Regular Season

RECEIVING						RUSHING					
No.	Yds.	Avg.	LG	TD		No.	Yds.	Avg.	LG	TD	
1998 Pittsburgh (AFC)	15	246	16.4*	45	0	1998 Pittsburgh (AFC)	1	13	13.0	13	0
1999 Pittsburgh (AFC)	*61	638	10.5	42	7*	1999 Pittsburgh (AFC)	2	-2	-1.0	3	0
2000 Pittsburgh (AFC)	*48	672	14.5	77t	4	2000 Pittsburgh (AFC)	4	53	13.3	23	0
2001 Pittsburgh (AFC)	*94	1,003	10.7	34	4	2001 Pittsburgh (AFC)	10	83	8.3	36	0
2002 Pittsburgh (AFC)	*112	*1,329	11.9	72t	*12	2002 Pittsburgh (AFC)	12	142	11.8	39	0
2003 Pittsburgh (AFC)	*95	*1,163	12.2	50	10	2003 Pittsburgh (AFC)	11	61	5.5	25	0
2004 Pittsburgh (AFC)	80	1,004	12.6	58	4	2004 Pittsburgh (AFC)	7	25	3.6	16t	1
NFL Totals	505	6,065	12.0	77t	41	NFL Totals	47	375	8.0	39	1

KICKOFF RETURN						PUNT RETURN						
	No.	Yds.	Avg.	LG	TD		No.	FC	Yds.	Avg.	LG	TD
1999 Pittsburgh (AFC)	1	24	24.0	24	0	1999 Pittsburgh (AFC)	1	0	2	2.0	2	0
2000 Pittsburgh (AFC)	7	186	26.6	57	0	2000 Pittsburgh (AFC)	0	0	0	0.0	—	0
NFL Totals	8	210	26.3	57	0	NFL Totals	1	0	2	2.0	2	0

Postseason

RECEIVING						RUSHING					
No.	Yds.	Avg.	LG	TD		No.	Yds.	Avg.	LG	TD	
2001 Pittsburgh (AFC)	9	101	11.2	24	0	2001 Pittsburgh (AFC)	2	4	2.0	6	0
2002 Pittsburgh (AFC)	*18	*186	10.3	21t	3*	2002 Pittsburgh (AFC)	3	5	1.7	4	0
2004 Pittsburgh (AFC)	15	214	14.3	30t	2	2004 Pittsburgh (AFC)	0	0	0.0	—	0
NFL Totals	42	501	11.9	30t	5	NFL Totals	5	9	1.8	6	0

*Team Leader

27 WILLIE WILLIAMS

CORNERBACK

Steelers



HEIGHT-5-9

WEIGHT-194

COLLEGE-Western Carolina

BIRTHDATE-December 26, 1970

BIRTHPLACE- Columbia, S.C.

HOW ACQUIRED-UFA-'04 (Seattle)/D6-'93 (By Steelers)

NFL EXPERIENCE-13th Year

GAMES PLAYED-STARTED/POSTSEASON - '93 (16-0/1-0), '94 (16-1/2-0), '95 (16-15/3-3), '96 (15-14/2-2), '97 (16-16/0-0), '98 (14-14/0-0), '99 (14-14/1-1), '00 (16-15/0-0), '01 (14-14/0-0), '02 (15-12, 0-0), '03 (15-1/1-0), '04 (16-10/2-2)

CAREER TOTALS: 183-149 (12-8)

STEELERS TOTALS: 79-40- (10-7)

PRO: Returned to the Steelers in 2004 after spending his first four seasons (1993-'96) with the team...brings a wealth of experience to the secondary. **2004:** Moved into the starting lineup the seventh game of the year for the injured Chad Scott and performed outstandingly...started the next 10 games and two playoff contests...9/12 vs. *Oakland*: played one defensive snap...9/19 at *Baltimore*: registered one solo tackle...10/10 vs. *Cleveland*: played one defensive snap...10/17 at *Dallas*: saw a lot of action when Chad Scott (knee) was lost for the game and Ricardo Colclough (dehydration) sat out most of the third quarter...finished with four total tackles—all solo...logged 29 defensive plays...10/31 vs. *New England*: made his first start as a Steeler since 1996, replacing the injured Chad Scott...finished with three total tackles (two solo)...also was credited with one quarterback hurry/pressure...played 54 defensive snaps...11/7 vs. *Philadelphia*: started his second-straight game and made two big plays...defended a long pass to Todd Pinkston, and followed that on the very next play with a sack of six yards...finished with four total tackles (two solo)...also had two passes defended...played 37 defensive snaps...11/14 at *Cleveland*: earned his third-straight start...finished with four total tackles (one solo)...played all 51 defensive snaps...11/21 at *Cincinnati*: had another strong day limiting Cincinnati's talented receiving corps...led the team with eight total tackles (six solo)...played all 46 defensive snaps...11/28 vs. *Washington*: recorded two total tackles (one solo)...also was credited with two passes defended...12/5 at *Jacksonville*: finished with five total tackles (four solo)...logged 59 defensive snaps...12/12 vs. *N.Y. Jets*: finished with 10 total tackles (seven solo)...also was credited with a pass defense...12/18 at *N.Y. Giants*: registered his first interception in his second tour with the Steelers and the ninth in his Steelers career (26th overall)...finished with six total tackles (four solo)...also was credited with one pass defense...12/26 vs. *Baltimore*: finished with seven total tackles (three solo)...played all 54 defensive snaps...1/2/05 at *Buffalo*: recorded three solo tackles...also was credited with a quarterback hurry/pressure and one pass defense...played 37 defensive snaps...1/15/05 vs. *N.Y. Jets*: had a strong performance in his first postseason start as a Steeler since 1996...led the team with 11 total tackles

CAREER HIGHLIGHTS

- ◆ 1995 Led AFC in Interceptions (7)



(10 solo)...also had a team-high three passes defended...1/23/05 vs. *New England*: finished with seven total tackles, including four solo. **2003**: Accepted a diminished role in 2003 but still played in 15 games, mostly on special teams and in the nickel....collected 14 tackles (11 solo) and two passes defended to go along with four special teams tackles...made biggest impact by sharing his experience and knowledge of the NFL with rookies Marcus Trufant and Ken Hamlin...9/7 vs. *New Orleans*: recorded three tackles (two solo)...9/14 at *Arizona*: registered a season-high four tackles (three solo)...10/12 vs. *San Francisco*: knocked down a pass...10/26 at *Cincinnati*: added three solo tackles...1/4/04 at *Green Bay*: played special teams in his 10th career postseason game in the Wild Card game. **2002**: Played in 15 total games, 14 as the team's third corner and had one start versus Minnesota (9/29) in place of Shawn Springs (foot)...totaled 24 tackles with a sack, an interception, a forced fumble and fumble recovery...also saw action on special teams coverage units and totaled six tackles...9/8 at *Oakland*: opened the season with an interception...12/15 at *Atlanta*: had three solo tackles, and first sack of the season (third career), which forced a fumble that he recovered and ran 25 yards for a touchdown (the fifth score of career). **2001**: Missed two games (9/9 at *Cleveland* and 9/23 vs. *Philadelphia*) due to a fractured forearm...tied for 10th in the AFC with four interceptions and led the team with 16 passes defended...9/30 at *Oakland*: returned to starting lineup from injury and tallied five tackles...10/7 vs. *Jacksonville*: had five tackles, two passes defended and a forced fumble that helped set up a Rian Lindell field goal in the fourth quarter...10/28 vs. *Miami*: intercepted two passes in the first 10:52 and had seven total tackles, marking the third time in his career in which he intercepted two passes in the same game and first since December 10, 1995, at *Oakland*...collected four tackles and an interception...12/2 vs. *San Diego*: started at left corner and posted four solo tackles, two passes defended and a team-leading fourth interception. **2000**: Played all 16 games with 15 starts...tied (Jay Bellamy) for the team-lead with four interceptions with one touchdown...9/24 at *San Diego*: returned an interception 69 yards for a TD, his fourth-career score and his longest-career return...10/15 vs. *Indianapolis*: recovered his fourth-career fumble which led to a Seattle touchdown...10/22 at *Oakland*: intercepted Rich Gannon...10/29 vs. *Kansas City*: left the game in the third quarter with a shoulder stinger but returned in the fourth quarter in the nickel package...11/12 at *Jacksonville*: saw action in the final quarter...11/26 vs. *Denver*: intercepted his third of the season to halt a Broncos scoring opportunity in Seattle territory...12/3 at *Atlanta*: recorded his second-career sack causing a fumble that was recovered by Michael Sinclair...12/16 vs. *Oakland*: sealed Seattle's comeback win by intercepting Rich Gannon late in the fourth quarter...12/23 vs. *Buffalo*: tied (Shawn Springs) for the team-lead in tackles with eight stops (seven solo). **1999**: Played in 14 games with 14 starts...11/28 vs. *Tampa Bay*: was inactive with injury (concussion)...12/12 vs. *San Diego*: did not play (foot)...registered 72 tackles (65 solo) and tied for the team lead with five interceptions, one which he returned 40 yards for a touchdown in season opener vs. *Detroit* (9/12). **1998**: Started 14 games at right cornerback...9/6 *Philadelphia*: helped limit the Eagles to just 63 yards passing in season-opening victory...teamed with cornerback Shawn Springs to hold the Eagles' receivers to just four catches...tied for second on the team with five tackles...9/13 vs. *Arizona*: scored the second touchdown of his career by returning an interception 28 yards for a score, which was part of an NFL record 13 return touchdowns by the Seahawks in 1998...9/20 vs. *Washington*: recorded seven tackles and a pass defense...9/27



at Pittsburgh: had six solo tackles and two passes defended...10/11 vs. Denver: recorded four passes defended and finished tied for second with eight tackles...11/1 vs. Oakland: intercepted a pass...11/22 at Dallas: was inactive with a hamstring injury...12/13 vs. San Diego: was inactive with a foot injury. **1997:** Started all 16 games at cornerback after signing as an unrestricted free agent from Pittsburgh on Feb. 18...9/21 vs. San Diego: recorded a career-high 12 tackles, including 11 solo, to help pace a 26-22 win...11/2 at Denver: forced a fumble at Denver...12/14 at Oakland: forced a fumble...12/21 vs. San Francisco: picked off his only pass of the season. **1996:** Played 15 games, starting 14, at right cornerback...9/1 at Jacksonville: did not play because of a shoulder injury...totaled 76 tackles (one off his 1995 single-season best) and one interception...9/29 vs. Houston: had his first-career sack, a forced fumble and four passes defended...started both postseason games and was credited with six tackles. **1995:** Started 15 of 16 games, playing but not starting at Houston (9/10) in game two...led the AFC and was third in the NFL with seven interceptions...named AFC Defensive Player of the Month after recording 27 tackles, and three interceptions...posted a career high 77 tackles, a total that led all defensive backs and finished third overall...started all three postseason games at left cornerback, including Super Bowl XXX...led the secondary with 15 tackles...began the season as the starting right cornerback, then started 11 of 14 games at left cornerback...started the other three games on the right side, versus Jacksonville (10/29), at Cincinnati (11/19), and versus Houston (12/3)...10/1 vs. San Diego: picked off two passes and returned one 63 yards for a touchdown...12/10 at Oakland: also picked off two...had a single-game best nine tackles...11/13 vs. Cleveland: had an interception and fumble recovery on consecutive series...1/14/96 vs. Indianapolis: had a touchdown-saving stop in the AFC Championship Game...1/28/96 vs. Dallas: had five tackles in the Super Bowl. **1994:** Played 16 games and both postseason contests...made first-career start at Pittsburgh as an extra defensive back...led team with 19 special teams tackles (12 solo)...12/24 at San Diego: had five special teams tackles. **1993:** Played 16 regular season and one postseason game as a reserve, despite breaking his wrist in game four...credited with nine tackles on defense and six on special teams, including a forced fumble.

COLLEGE: Was a three-year starter at Western Carolina...earned first-team All-Southern Conference choice as a senior after recording 62 tackles and one interception...was a two-time, second-team pick...had a single-season bests of 87 tackles as a junior and three interceptions as a sophomore...finished his career with 217 tackles, 41 passes defended, six interceptions, six tackles for loss, and a sack...set a school record for a defensive back in total tackles and passes defended...majored in Sports Management.

PERSONAL: Member of the state championship team as a senior at Spring Valley High School in Columbia, S.C...intercepted eight passes and averaged 30.0 on kickoff returns as a senior...also played wide receiver and lettered in track...is married (Melissa) and has two sons, Dominique (10) and Donovan (5)...Melissa has a degree in Office Administration from South Carolina...live in Issaquah, Wash...nicknamed Mighty Mouse...Full name: Willie James Williams Jr.



WILLIAMS' CAREER STATISTICS

Regular Season

TACKLES	Solo	AT	Tot.	Sp.T.	Sacks	F	F	R	INTERCEPTIONS	No.	Yds.	Avg.	LG	TD
1993 Pittsburgh (AFC)	7	2	9	6	0.0/0	0	0	0	1993 Pittsburgh (AFC)	0	0	0.0	—	0
1994 Pittsburgh (AFC)	5	0	5	19	0.0/0	0	0	0	1994 Pittsburgh (AFC)	0	0	0.0	—	0
1995 Pittsburgh (AFC)	69	8	77	1	0.0/0	1	1	1	1995 Pittsburgh (AFC)	7	122	17.4	63t	1
1996 Pittsburgh (AFC)	66	10	76	0	1.0/9	2	1	1	1996 Pittsburgh (AFC)	1	1	1.0	1	0
1997 Seattle (AFC)	58	9	67	0	0.0/0	2	0	0	1997 Seattle (AFC)	1	0	0.0	0	0
1998 Seattle (AFC)	53	13	66	5	0.0/0	0	1	1	1998 Seattle (AFC)	2	36	18.8	28t	1
1999 Seattle (AFC)	65	7	72	6	0.0/0	0	0	0	1999 Seattle (AFC)	5	43	8.6	40t	1
2000 Seattle (AFC)	51	9	60	0	1.0/8	1	1	1	2000 Seattle (AFC)	4	74	18.5	69t	1
2001 Seattle (AFC)	60	12	72	4	0.0/0	1	1	1	2001 Seattle (AFC)	4	24	6.0	24	0
2002 Seattle (NFC)	20	4	24	6	1.0/9	1	1	1	2002 Seattle (NFC)	1	2	2.0	2	0
2003 Seattle (NFC)	11	3	14	4	0.0/0	0	0	0	2003 Seattle (NFC)	0	0	0.0	—	0
2004 Pittsburgh(AFC)	38	19	57	2	0.0	0	0	0	2004 Pittsburgh(AFC)	1	0	0.0	0	0
NFL Totals	503	96	599	54	3.0/26	8	6	6	NFL Totals	26	302	11.6	69t	4
Steelers Totals	185	39	224	28	1.0/9	3	2	2	Steelers Totals	9	123	13.7	63t	1

*AFC Leader

Postseason

TACKLES	Solo	AT	Tot.	Sp.T.	Sacks	F	F	R	INTERCEPTIONS	No.	Yds.	Avg.	LG	TD
1993 Pittsburgh (AFC)	2	0	2	0	0.0/0	0	0	0	1993 Pittsburgh (AFC)	0	0	0.0	—	0
1994 Pittsburgh (AFC)	0	0	0	0	0.0/0	0	0	0	1994 Pittsburgh (AFC)	0	0	0.0	—	0
1995 Pittsburgh (AFC)	11	4	15	0	0.0/0	0	0	0	1995 Pittsburgh (AFC)	0	0	0.0	—	0
1996 Pittsburgh (AFC)	6	0	6	0	0.0/0	0	0	0	1996 Pittsburgh (AFC)	1	0	0.0	0	0
1999 Seattle (AFC)	6	0	6	0	0.0/0	0	0	0	1999 Seattle (AFC)	0	0	0.0	—	0
2003 Seattle (NFC)	0	0	0	0	0.0/0	0	0	0	2003 Seattle (NFC)	0	0	0.0	—	0
2004 Pittsburgh(AFC)	10	1	11	0	0.0/0	0	0	0	2004 Pittsburgh(AFC)	0	0	0.0	—	0
NFL Totals	35	5	40	0	0.0/0	0	0	0	NFL Totals	0	0	0.0	—	0
Steelers Totals	29	5	34	0	0.0/0	0	0	0	Steelers Totals	1	0	0.0	0	0



80 CEDRICK WILSON

WIDE RECEIVER

Steelers



HEIGHT-5-10

WEIGHT-183

COLLEGE-Tennessee

BIRTHDATE-December 17, 1978

BIRTHPLACE-Memphis, Tenn.

HOW ACQUIRED-FA-'05

NFL EXPERIENCE-5th Year

GAMES PLAYED-STARTED/POSTSEASON-'01 (6-0/0-0), '02 (16-0/2-0), '03 (16-4/0-0), '04 (15-15/0-0)

CAREER TOTALS: 53-19 (2-0)

PRO: Signed with the Steelers on March 8, 2005 as a free agent...adds a dangerous element of speed to the receiving corps...makes up for lack of size with great quickness...uses hands well to avoid being tied up at the line and has the speed and quickness to separate. **2004:** Started in all 15 games he played and set career highs with 47 receptions for 641 yards (13.6 avg.) and three TDs...9/12 vs. *Atlanta*: caught seven passes for 94 yards, including one touchdown...9/19 at *New Orleans*: was inactive...9/26 at *Seattle*: led team with six receptions for 57 yards...10/3 vs. *St. Louis*: caught three passes for 29 yards...10/10 vs. *Arizona*: caught four passes for 45 yards and returned four kickoffs for 49 yards...10/17 at *N.Y. Jets*: caught three passes for 56 yards, including a long of 29...10/31 at *Chicago*: started at wide receiver...11/7 vs. *Seattle*: recorded three receptions for 44 yards...11/14 vs. *Carolina*: led team with career-high 101 yards on five receptions (20.2 avg.), including long of 39...11/21 at *Tampa Bay*: recorded one reception for eight yards...11/28 vs. *Miami*: tallied five receptions for 59 yards (11.8 avg.)...12/12 at *Arizona*: caught five passes for 83 yards with career-high two touchdown receptions...12/18 vs. *Washington*: recorded three catches for 40 yards...also returned four kickoffs for 102 yards and a punt 13 yards...12/26 vs. *Buffalo*: recorded one reception for 18 yards and returned one kickoff for 15 yards...1/2 at *New England*: caught one pass for seven yards and returned one kickoff for 30 yards before leaving the game with a broken leg. **2003:** Served as primary kick returner...saw action in all 16 contests, starting four...finished with 35 receptions for 396 yard and two touchdowns...had 37 kickoff returns for 836 yards and one touchdown and one punt return for 12 yards...9/14 at *St. Louis*: caught five passes for 57 yards (14.3 avg.), including a long of 29, and completed one pass for six yards...9/21 vs. *Cleveland*: tallied two catches for 12 yards and returned three kickoffs for 56 yards...9/28 at *Minnesota*: recorded four receptions for 41 yards and returned five kickoffs for 96 yards, including a long of 28...10/12 at *Seattle*: caught four passes for 35 yards (8.8 avg.), including a long of 16...10/26 at *Arizona*: started at wide receiver and returned one kickoff for 32 yards...11/2 vs. *St. Louis*: returned two kickoffs for 115 yards (57.5 avg.), including a career-high 95-yard touchdown return on first play of the game...kickoff return for touchdown was first for 49ers since 1997 and first opening kickoff returned for touchdown since 1985...also caught two passes for 31 yards (15.5 avg.)...named NFC Special Teams Player of the Week for efforts...11/23 at



Green Bay: caught three passes for 43 yards (14.3 avg.), including a long of 20...returned three kickoffs for 69 yards, including long of 29...*12/7 vs. Arizona*: caught two passes for 38 yards, including a 27-yard touchdown reception...returned one kickoff for 27 yards...*12/14 at Cincinnati*: registered two receptions for 30 yards...also returned career-high seven kickoffs for career-high 150 yards, including long of 30 yards...*12/21 at Philadelphia*: returned three kickoffs for 58 yards and rushed once for short loss...*12/27 vs. Seattle*: registered five receptions for 50 yards and one touchdown...returned five kickoffs for 84 yards and one punt for 12 yards. **2002**: Saw action in all 16 regular season games...finished season with 15 receptions for 166 yards and one touchdown...returned 10 kickoffs for 195 yards and eight punts for 59 yards...*10/14 at Seattle*: caught two passes for 18 yards and returned two kickoffs for 40 yards...*11/3 at Oakland*: caught one pass for 11 yards, including first-career touchdown...*11/10 vs. Kansas City*: had two receptions for eight yards...*12/8 at Dallas*: returned two punts for 20 yards...*12/21 at Arizona*: caught four passes for 56 yards, including long of 22...returned three kickoffs for 79 yards, including long of 18...*12/30 at St. Louis*: caught two passes for 31 yards...returned five punts for 33 yards and two kickoffs for 32 yards...*1/5/03 N.Y. Giants*: caught one pass for 18 yards in the NFC Wild Card game...also returned one punt for no yards...*1/12 at Tampa Bay*: had one reception for 22 yards in the NFC Divisional Playoff game. **2001**: Saw action in six games...recorded six kickoff returns for 127 yards...*9/9 vs. Atlanta*: saw action from scrimmage...*9/23 vs. St. Louis*: saw some action...*10/7 vs. Carolina*: designated as third quarterback...*10/14 at Atlanta*: was designated as third quarterback...*10/28 at Chicago*: returned two punts for four yards and five kickoffs for 93 yards (18.6 avg.)...saw action at wide receiver vs. Buffalo (12/2), Miami (12/16) and Philadelphia (12/22)...*12/30 at Dallas*: inactive...*1/6/02 at New Orleans*: saw action from scrimmage...*1/13/02 at Green Bay*: inactive in NFC Wild Card game.

COLLEGE: Accounted for 2,137 yard and 24 touchdowns on 159 receptions during career at Tennessee...finished fourth on school's all-time list with 2,137 receiving yards...returned 12 kickoffs for 234 yards in career. **2000**: All-Southeast Conference second-team selection by *Associated Press* as a senior...led team with 62 receptions for 681 yards and 12 touchdowns. **1999**: All-SEC second-team selection by *Associated Press* as junior...led team with 57 catches for 827 yards and four touchdowns...his 827 yards ranked ninth on school's single-season record list...gained over 100 yards receiving in three games. **1998**: Appeared in every game, recording nine starts as sophomore...Finished second on team with 33 catches for 558 yards and six touchdowns. **1997**: Saw action in every game at split end as freshman...caught seven passes for 71 yards and two touchdowns...returned four kickoffs for 88 yards...earned degree in urban studies.

PERSONAL: Attended Melrose (Memphis, TN) High...listed as state's best quarterback by Memphis Commercial Appeal and second-best player in state by *Knoxville News-Sentinel*...earned Schutt Sports All-America honors...competed in Tennessee-Kentucky All-Star game...rushed for 579 yards as senior...MVP of state championship...single...lives in Memphis, TN...Full name: Cedrick Wilson.



WILSON'S GAME-BY-GAME STATISTICS

RECEIVING

RUSHING

2004

Date	Opponent	No.	Yds.	Avg.	Lg.	TD	No.	Yds.	Avg.	Lg.	TD
9/12	ATLANTA	7	94	13.4	27	1	0	0	0.0	—	0
9/19	at New Orleans	INACTIVE									
9/26	at Seattle	6	57	9.5	15	0	0	0	0.0	—	0
10/3	ST. LOUIS	3	29	9.7	12	0	0	0	0.0	—	0
10/10	ARIZONA	4	45	11.3	17	0	0	0	0.0	—	0
10/17	at N.Y. Jets	3	56	18.7	29	0	0	0	0.0	—	0
10/31	at Chicago	0	0	0.0	—	0	0	0	0.0	—	0
11/7	SEATTLE	3	44	14.7	16	0	0	0	0.0	—	0
11/14	CAROLINA	5	101	20.2	39	0	0	0	0.0	—	0
11/21	at Tampa Bay	1	8	8.0	8	0	0	0	0.0	—	0
11/28	MIAMI	5	59	11.8	22	0	0	0	0.0	—	0
12/5	at St. Louis	0	0	0.0	0	0	0	0	0.0	—	0
12/12	at Arizona	5	83	16.6	27	2	0	0	0.0	—	0
12/18	WASHINGTON	3	40	13.3	18	0	0	0	0.0	—	0
12/26	BUFFALO	1	18	18.0	18	0	0	0	0.0	—	0
1/2/05	at New England	1	7	7.0	7	0	0	0	0.0	—	0
SEASON TOTALS		47	641	13.6	39	3	0	0	0.0	—	0

KICKOFF RETURNS

PUNT RETURNS

Date	Opponent	No.	Yds.	Avg.	Lg.	TD	No.	FC	Yds.	Avg.	Lg.	TD
9/12	ATLANTA	0	0	0.0	—	0	0	0	0	0.0	—	0
9/19	at New Orleans	INACTIVE										
9/26	at Seattle	0	0	0.0	—	0	0	0	0	0.0	—	0
10/3	ST. LOUIS	0	0	0.0	—	0	0	0	0	0.0	—	0
10/10	ARIZONA	4	49	12.3	21	0	0	0	0	0.0	—	0
10/17	at N.Y. Jets	0	0	0.0	—	0	0	0	0	0.0	—	0
10/31	at Chicago	0	0	0.0	—	0	0	0	0	0.0	—	0
11/7	SEATTLE	0	0	0.0	—	0	0	0	0	0.0	—	0
11/14	CAROLINA	0	0	0.0	—	0	1	0	8	8.0	8	0
11/21	at Tampa Bay	0	0	0.0	—	0	0	0	0	0.0	—	0
11/28	MIAMI	0	0	0.0	—	0	0	0	0	0.0	—	0
12/5	at St. Louis	0	0	0.0	—	0	0	0	0	0.0	—	0
12/12	at Arizona	0	0	0.0	—	0	0	0	0	0.0	—	0
12/18	WASHINGTON	4	102	25.5	25	0	1	0	13	13.0	13	0
12/26	BUFFALO	1	15	15.0	15	0	0	0	0	0.0	—	0
1/2/05	at New England	1	30	30.0	30	0	0	0	0	0.0	—	0
SEASON TOTALS		10	196	19.6	30	0	2	0	21	10.5	13	0

RECEIVING

RUSHING

Date	Opponent	No.	Yds.	Avg.	Lg.	TD	No.	Yds.	Avg.	TD	Lg.
9/3	CHICAGO	2	8	4.0	5	0	0	0	0.0	0	—
9/14	at St. Louis	4	57	14.3	29	0	0	0	0.0	0	—
9/21	CLEVELAND	2	12	6.0	7	0	0	0	0.0	0	—
9/28	at Minnesota	4	41	10.3	19	0	0	0	0.0	0	—
10/5	DETROIT	0	0	0.0	—	0	0	0	0.0	0	—
10/12	at Seattle	4	35	8.8	16	0	0	0	0.0	0	—
10/19	TAMPA BAY	2	13	6.5	8	0	0	0	0.0	0	—
10/26	at Arizona	0	0	0.0	—	0	0	0	0.0	0	—
11/2	ST. LOUIS	2	31	15.5	20	0	0	0	0.0	0	—
11/17	PITTSBURGH	1	9	9.0	9	0	0	0	0.0	0	—
11/23	at Green Bay	3	43	14.3	20	0	0	0	0.0	0	—



WILSON'S GAME-BY-GAME STATISTICS (cont.)

Date	Opponent	RECEIVING					RUSHING				
		No.	Yds.	Avg.	Lg.	TD	No.	Yds.	Avg.	Lg.	TD
11/30	at Baltimore	1	8	8.0	8	0	0	0	0.0	0	0
12/7	ARIZONA	2	38	19.0	27	1	0	0	0.0	0	0
12/14	at Cincinnati	2	30	15.0	20	0	0	0	0.0	0	0
12/21	at Philadelphia	1	21	21.0	21	0	0	0	0.0	0	0
12/27	SEATTLE	5	50	10.0	14	1	0	0	0.0	0	0
SEASON TOTALS		35	396	11.3	29	2	0	0	0.0	0	0

KICKOFF RETURNS

PUNT RETURNS

9/7	CHICAGO	0	0	0.0	—	0	0	0	0.0	—	0
9/14	at St. Louis	0	0	0.0	—	0	0	0	0.0	—	0
9/21	CLEVELAND	3	56	18.7	24	0	0	0	0.0	—	0
9/28	at Minnesota	5	96	19.2	28	0	0	0	0.0	—	0
10/5	DETROIT	0	0	0.0	—	0	0	0	0.0	—	0
10/12	at Seattle	0	0	0.0	—	0	0	0	0.0	—	0
10/19	TAMPA BAY	0	0	0.0	—	0	0	0	0.0	—	0
10/26	at Arizona	1	32	32.0	32	0	0	0	0.0	—	0
11/2	ST. LOUIS	2	115	57.5	95	1	0	0	0.0	—	0
11/17	PITTSBURGH	1	14	14.0	14	0	0	0	0.0	—	0
11/23	at Green Bay	3	69	23.0	29	0	0	0	0.0	—	0
11/30	at Baltimore	6	135	22.5	35	0	0	0	0.0	—	0
12/7	ARIZONA	1	27	27.0	27	0	0	0	0.0	—	0
12/14	at Cincinnati	7	150	21.4	30	0	0	0	0.0	—	0
12/21	at Philadelphia	3	58	19.3	26	0	0	0	0.0	—	0
12/27	Seattle	5	84	16.8	21	0	1	0	12.0	12	0
SEASON TOTALS		37	836	22.6	95	1	1	0	12.0	12	0

RECEIVING

RUSHING

Date	Opponent	RECEIVING					RUSHING				
		No.	Yds.	Avg.	Lg.	TD	No.	Yds.	Avg.	Lg.	TD
9/5	at NYG	0	0	0.0	—	0	0	0	0.0	—	0
9/15	vs. Den	0	0	0.0	—	0	0	0	0.0	—	0
9/22	vs. Was	0	0	0.0	—	0	0	0	0.0	—	0
10/6	vs. StL	0	0	0.0	—	0	0	0	0.0	—	0
10/14	at Sea	2	18	9.0	9	0	0	0	0.0	—	0
10/20	at NO	1	12	12.0	12	0	0	0	0.0	—	0
10/27	vs. Arz	1	7	7.0	7	0	0	0	0.0	—	0
11/3	at Oak	1	11	11.0	11	1	0	0	0.0	—	0
11/10	vs. KC	2	8	4.0	7	0	0	0	0.0	—	0
11/17	at SD	1	14	14.0	14	0	0	0	0.0	—	0
11/25	vs. Phi	1	9	9.0	9	0	0	0	0.0	—	0
12/1	vs. Sea	0	0	0.0	—	0	0	0	0.0	—	0
12/8	at Dal	0	0	0.0	—	0	0	0	0.0	—	0
12/15	GREEN BAY	0	0	0.0	—	0	0	0	0.0	—	0
12/21	at Arizona	4	56	14.0	22	0	0	0	0.0	—	0
12/30	at St. Louis	2	31	15.5	18	0	0	0	0.0	—	0
SEASON TOTALS		15	166	11.1	22	1	0	0	0.0	—	0

POSTSEASON

1/5/05	N.Y. Giants	1	18	18.0	18	0	0	0	0.0	—	0
1/12	at Tampa Bay	1	22	22.0	22	0	0	0	0.0	—	0
POSTSEASON TOTALS		2	40	20.0	22	0	0	0	0.0	—	0

WILSON'S GAME-BY-GAME STATISTICS (cont.)

		KICKOFF RETURNS					PUNT RETURNS					
Date	Opponent	No.	Yds.	Avg.	Lg.	TD	No.	FC	Yds.	Avg.	Lg.	TD
9/5	at N.Y. Giants	0	0	0.0	—	0	0	0	0	0.0	—	0
9/15	DENVER	0	0	0.0	—	0	0	0	0	0.0	—	0
9/22	WASHINGTON	1	18	18.0	18	0	0	0	0	0.0	—	0
10/6	ST. LOUIS	1	5	5.0	5	0	0	0	0	0.0	—	0
10/14	at Seattle	2	40	20.0	20	0	0	0	0	0.0	—	0
10/20	at New Orleans	0	0	0.0	—	0	0	0	0	0.0	—	0
10/27	ARIZONA	0	0	0.0	—	0	0	0	0	0.0	—	0
11/3	at Oakland	0	0	0.0	—	0	0	0	0	0.0	—	0
11/10	KANSAS CITY	0	0	0.0	—	0	0	0	0	0.0	—	0
11/17	at San Diego	0	0	0.0	—	0	0	0	0	0.0	—	0
11/25	PHILADELPHIA	0	0	0.0	—	0	0	0	0	0.0	—	0
12/1	SEATTLE	0	0	0.0	—	0	0	0	0	0.0	—	0
12/8	at Dallas	0	0	0.0	—	0	2	0	20	10.0	10	0
12/15	GREEN BAY	1	21	21.0	21	0	0	0	0	0.0	—	0
12/21	at Arizona	3	79	26.3	37	0	1	0	6	6.0	6	0
12/30	at St. Louis	2	32	16.0	17	0	5	0	33	6.6	13	0
SEASON TOTALS		10	195	19.5	37	0	8	0	59	7.4	13	0
POSTSEASON												
Date	Opponent	No.	Yds.	Avg.	Lg.	TD	No.	FC	Yds.	Avg.	Lg.	TD1
5 N.Y. Giants		0	0	0.0	—	0	1	0	0	0.0	0	0
1/12	at Tampa Bay	0	0	0.0	—	0	0	0	0	0.0	—	0
POSTSEASON TOTALS		0	0	0.0	—	0	1	0	0	0.0	0	0

RECEIVING

RUSHING

2001

Date	Opponent	No.	Yds.	Avg.	Lg.	TD	No.	FC	Yds.	Avg.	Lg.	TD
9/9	ATLANTA	0	0	0.0	—	0	0	0	0	0.0	—	0
9/23	ST. LOUIS	1	34	34.0	34	0	0	0	0	0.0	—	0
10/1	at N.Y. Jets		INACTIVE						INACTIVE			
10/7	CAROLINA		INACTIVE						INACTIVE			
10/14	at Atlanta		INACTIVE						INACTIVE			
10/28	at Chicago	5	96	18.6	24	0	2	0	4	2.0	3	0
11/4	DETROIT		INACTIVE						INACTIVE			
11/11	NEW ORLEANS		INACTIVE						INACTIVE			
11/18	at Carolina		INACTIVE						INACTIVE			
11/25	at Indianapolis		INACTIVE						INACTIVE			
12/2	BUFFALO	0	0	0.0	—	0	0	0	0	0.0	—	0
12/9	at St. Louis		INACTIVE						INACTIVE			
12/16	MIAMI	0	0	0.0	—	0	0	0	0	0.0	—	0
12/22	PHILADELPHIA	0	0	0.0	—	0	0	0	0	0.0	—	0
12/30	at Dallas		INACTIVE						INACTIVE			
1/6	at New Orleans	0	0	0.0	—	0	0	0	0	0.0	—	0
SEASON TOTAL		6	130	21.7	34	0	2	0	4	2.0	—	0

18 WALTER YOUNG

WIDE RECEIVER



HEIGHT—6-4

WEIGHT—220

COLLEGE—Illinois

BIRTHDATE—December 7, 1979

BIRTHPLACE—Park Forest, Ill.

HOW ACQUIRED—FA-'04

NFL EXPERIENCE—2nd Year

GAMES PLAYED-STARTED/POSTSEASON—'03 (7-0/0-0), '04 (0-0/0-0)

CAREER TOTAL: 7-0 (0-0)

STEELERS TOTAL: 0-0 (0-0)

PRO: Was originally selected by Carolina in the seventh round (226th overall) of the 2003 NFL Draft with a choice acquired from Washington through Miami (4/27/03). **2004:** Spent most of the 2004 season on the team's practice squad after being signed as a free agent on Sept. 6. **2003:** Played in seven games and was inactive for seven others before being placed on reserve/injured list (12/20) with an injured right wrist...9/14 at *Tampa Bay*: saw first NFL action, contributing on special teams...recorded two special teams tackles...10/26 vs. *New Orleans*: received extensive action at wide receiver in place of an injured Muhsin Muhammad, who was out with a concussion.

COLLEGE: Ended his Illinois career ranked sixth in school history with 147 catches, third with 2,382 receiving yards and tied for third with 15 touchdown catches...chosen All-Big Ten honorable mention by coaches. **2002:** Started all 12 contests and ranked second on the team with 56 catches for 822 yards and six touchdowns as a senior. **2001:** Started 11 of 12 games and finished second on the team with 50 catches for 890 yards and eight touchdowns as a junior, averaging a team-high 17.8 yards per catch...combined with teammate Brandon Lloyd to rank 12th in the nation in receiving yardage by a duo. **2000:** Started in 7 of 11 games as a sophomore...moved from quarterback to become a starter at split end midway through the season...tallied 27 receptions for 403 yards his sophomore year, including season-highs of 127 receiving yards and six catches at Penn State. **1999:** Served as a reserve quarterback and saw action at wide receiver as a redshirt freshman...contributed 14 catches for 267 yards and a touchdown for an average of 19.1 yards per catch, which led the team. **1998:** Recruited as a quarterback...was redshirted as a freshman...majored in leisure studies/sports management.

PERSONAL: Became the first Illini athlete to play football and basketball in the same season since 1973 during his junior year...played in two games and scored two points versus Wisconsin...was an All-state and all-area quarterback at Rich East HS in Park Forest, IL...completed 108-of-180 passes for 2,032 yards and 20 touchdowns with just two interceptions as a senior in 1997...lettered three years in football and basketball, averaging 17 points and 11 rebounds as a junior...Full name: Walter Lee Young, Jr.



First-Year Free Agents



5 MIKE BARR PUNTER

HEIGHT- 6-2
WEIGHT- 230
COLLEGE- Rutgers
BORN- December 8, 1978
BIRTHPLACE- Lynchburg, Virginia
HOW ACQUIRED- FA-'05
NFL EXPERIENCE- 1st Year



PRO: Signed with the Steelers Feb. 1, 2005 and was allocated to the NFL Europe League...**2004:** Signed with the Steelers Jan. 15, 2004...was allocated to the Frankfurt Galaxy of the NFL Europe League...averaged 37.9 yards on 35 punts with Frankfurt...was released by the Steelers prior to the regular season (Sept. 3)...**2003:** Was in training camp with the Washington Redskins and the New York Jets, but was released both times.

COLLEGE: Finished career as one of the top punters in Rutgers history...finished career as the Scarlet Knights all-time leader with 40.2 yards per punt...ranked second in school history with 251 career punts...was Rutgers' all-time leader with 10,096 yards...finished career ranked second all-time in career punting yards in Big East...finished career ranked fourth all-time in career punts in the Big East...**2002:** Ranked fourth in the Big East, averaging 40.3 yards per punt as a senior...led Conference with 92 punts...also led Big East with 3,707 punting yards...had a long kick of 60 yards...dropped 29 kicks inside the opponents' 20-yard line...received Scarlet Knights' "12th Man Award"...**2001:** Set school records for punting average (42.0), total punts (84) and total yards punting (3,526)...was named Most Valuable Player - Special Teams...booted 23 punts of 50+ yards, including a career-best 63-yarder vs. Pittsburgh (11/10)...dropped 19 punts inside the 20-yard line...**2000:** Had 13 punts downed inside the 20-yard line...11 of his punts resulted in fair catches...punted 58 times for 2,192 yards (37.8 average)...had a long kick of 55 yards versus Miami and Syracuse...**1999:** Redshirted. **1998:** Saw action as a true freshman when he was pressed into service versus Boston College...punted 17 times for a 39.5 yard average.

PERSONAL: Averaged 43 yards per punt for a 12-2 Brookville (High School) team in 1996 and earned second-team All-State honors by AP and Coaches Association...had a career long punt of 63 yards...also played on the offensive line and at linebacker as well as handling place kicking chores...had two INTs and scored two defensive TDs...Full name: Mike Barr.



65 ULISH BOOKER OFFENSIVE TACKLE

HEIGHT- 6-6
WEIGHT- 309
COLLEGE- Michigan State
BORN- August 14, 1979
BIRTHPLACE- West Haven, Conn.
HOW ACQUIRED- FA-'05
NFL EXPERIENCE- 1st Year





PRO: Signed with the Steelers Feb 1, 2005...allocated to the NFL Europe League where he started all 10 games at left tackle for the Amsterdam Admirals...helped Amsterdam win World Bowl XIII with a 27-21 victory over the Berlin Thunder on June 11...**2004:** Did not play...**2003:** Signed with the Atlanta Falcons on April 27, 2003 as an undrafted rookie free agent, but was released during training camp...did not play in 2003.

COLLEGE: Was a two-year starter at left tackle...**2002:** Won the Amp Campbell/President's Award as the team's outstanding senior lineman...started first nine games at left tackle and graded over 90 percent for blocking consistency in seven of his starts...**2001:** Shared Outstanding Underclass Lineman Award with right tackle Steve Stewart...started all 12 games at left tackle...graded at 90 percent or better in 10 of 12 games...twice received Offensive Player of the Week honors...registered 63 knockdowns...**2000:** Earned his first letter after playing in six games and making two starts at left tackle.

PERSONAL: Attended West Haven (Conn.) High where he was a *PrepStar* All-American and was named to *Super Prep's* All-Northeast, *Tom Lemming's Prep Football Report* All-East and *PrepStar's* All-Eastern teams...majored in Family Community Services.



74 GRANT BOWMAN DEFENSIVE TACKLE

HEIGHT- 6-1

WEIGHT- 300

COLLEGE- Michigan

BORN- May 13, 1980

BIRTHPLACE- Columbus, Ohio

HOW ACQUIRED- FA-'05

NFL EXPERIENCE- 1st Year



PRO: Re-signed with the Steelers on Feb. 1, 2005 after spending the 2004 season on the team's practice squad...originally signed with the Steelers Aug. 2, 2004...was released on Sept. 3, but was re-signed to practice squad Sept. 6...originally signed with Tennessee Titans as an undrafted rookie free agent April 28, 2004, but was released prior to training camp.

COLLEGE: Was a two-year starter at defensive tackle at Michigan...was a two-time Dick Katcher Award winner as team's top defensive lineman (2002-03)...played 47 career games with 26 starts...totaled 87 tackles, 31 tackles for loss, 11 sacks, two fumble recoveries and one pass defended...**2003:** Named second-team All-Big Ten as senior after leading team defensive linemen with career-high 36 tackles and adding 11 tackles for loss and three sacks...started 12 out of 13 games...**2002:** Earned honorable mention All-Big Ten honors after recording nine starts, 23 tackles, eight tackles for loss, four sacks and one fumble recovery...**2001:** Saw action in 11 games...**2000:** Played in 11 games and made five starts as a true freshman...earned degree in general studies.

PERSONAL: Won two state championships at St. Francis De Sales High School in Columbus, Ohio...named honorable mention High School All-American by *USA Today*...was state finalist as heavyweight wrestler and was three-year track letterman...plays drums...Full name: Grant William Bowman.



69 BEN CLAXTON CENTER

HEIGHT- 6-2
WEIGHT- 288
COLLEGE- Mississippi
BORN- July 30, 1980
BIRTHPLACE- Dublin, Ga.
HOW ACQUIRED- FA-'05
NFL EXPERIENCE- 1st Year



PRO: Signed with the Steelers as a free agent Feb. 1, 2005...allocated to the NFL Europe League where he started all 10 games at center for the Berlin Thunder...earned All-League honors...helped Berlin advance to World Bowl XIII...**2004:** Was in training camp with the Tampa Bay Buccaneers after signing a free agent contract with the team...was released prior to the regular season...started at center for the Berlin Thunder of NFL Europe in 2004...helped Berlin win World Bowl XII...**2003:** Was drafted in the fifth round (157th overall) by the Denver Broncos...waived by the Broncos (non-football injury) on August 26...signed to the Miami Dolphins practice squad on November 19, 2003...released by the Dolphins on December 10...signed with Tampa Bay as a member of the practice squad on December 16.

COLLEGE: Played in 44 games with 37 starts at center...**2002:** Was an All-SEC selection as a senior...played in all 13 games with 12 starts...**2001:** Started all 12 games as a junior and was selected second-team All-SEC...**2000:** Played in eight games with two starts...missed four games with a fractured left ankle...**1999:** Named a freshman All-American by *The Sporting News*...**1998:** Played in one game as a true freshman before being redshirted after injuring his right knee.

PERSONAL: Named first-team All-State in 1997 at Dublin (Ga.) High School... Awarded Eagle Scout in 1998 and was a Beta Club member for four years...has a twin brother, Jon, who also played at Mississippi...Full name: Ben Zachariah Claxton.



19 ZAMIR COBB WIDE RECEIVER

HEIGHT- 6-0
WEIGHT- 182
COLLEGE- Temple
BORN- June 11, 1981
BIRTHPLACE- Washington, D.C.
HOW ACQUIRED- FA-'04
NFL EXPERIENCE- 1st Year



PRO: Signed with the Steelers as an undrafted rookie free agent April 30, 2004...had a very impressive preseason before being placed on the team's reserve/injured list Aug. 24 after fracturing his right ankle in a preseason game versus the Houston Texans.

COLLEGE: Finished career as Temple's career and single-season reception record holder...has highest career punt return average (10.4 avg.) in school history...played in 39 career games (33 starts) for the Owls from 2000-03 and made a school record 165 catches for 1,856 yards, fourth most in Temple history...scored 14 receiving touchdowns during his career...also gained 511 yards on 49 punt returns for a 10.4 average, tops in the program annals...**2003:** Was a First-Team All-Big East Conference selection after catching a school record 74 passes for 866 yards (11.7 avg.) and five touchdowns...his 866 yards was the

fourth-best receiving yardage total in program history...ranked 21st nationally in receptions per game (6.17) and 35th in punt return average (10.81)...received Temple's most valuable player award. **2002:** Caught 45 passes for 483 yards (10.7 avg.) and six touchdowns...returned 23 punts for 222 yards (9.7 avg.). **2001:** Caught 19 passes for 190 yards (10.0 avg.)...returned five punts for 52 yards (12.4 avg.) and one touchdown. **2000:** Caught 27 passes for 317 yards (11.7 avg.) and two touchdowns. **1999:** Was unable to participate under NCAA guidelines as a true freshman...was cited on the Athletic Director's Academic Honor Roll multiple semesters during college career...earned a fourth year of eligibility...majored in social work.

PERSONAL: Attended Roosevelt (Washington, D.C.) High School...is married to wife Ashley and has a son, Zayaan...full name Zamir Abdul-Hakim, means "heart, mind and conscious" in Arabic...Full name: Zamir Abdul-Hakim Cobb.



15 CHRIS COLLINS WIDE RECEIVER

HEIGHT- 6-1
WEIGHT- 201
COLLEGE- Mississippi
BORN- August 16, 1982
BIRTHPLACE- Gloster, Miss.
HOW ACQUIRED- FA-'05
NFL EXPERIENCE- 1st Year



PRO: Re-signed with the Steelers on Feb. 1, 2005 after spending much of the 2004 season on the team's practice squad...originally signed with the Tampa Bay Buccaneers on April 30, 2004 as an undrafted rookie free agent...was released by Tampa Bay prior to the regular season.

COLLEGE: Finished career at Mississippi as the SEC's all-time leader in receptions (198) and receiving yards (2,621)...also finished fourth in total touchdowns (25) and owned nine Ole Miss offensive records...started 22 of 48 games at split end, hauling in 198 passes for 2,621 yards (13.2 avg.) and 24 touchdowns, breaking the old school career records of 142 grabs and 16 scores by Grant Heard (1996-2000) and 2,274 yards by Willie Green (1986-89)...added 101 yards and a score on nine carries (11.2 avg.), 532 yards on 28 kickoff returns (19.0 avg.), 20 yards on a pair of punt returns and 22 tackles (19 solos) on special teams...holds school records with at least one reception in 35 straight contests and 11 career 100-yard receiving games...became first player in school history to have at least 50 receptions in three seasons...**2003:** Earned first-team All-SEC honors from the Associated Press and SEC Coaches...set school records for receptions (69) and receiving yards (874)...led the Rebels with seven TD receptions... **2002:** Led team in receptions (55) and receiving yards (812)...set a single-season record with 10 TD receptions...**2001:** Finished with the second-most receptions (66) and most receiving yards (860) of any player in school history as a sophomore...recorded four 100-yard receiving games to establish a school single-season record...**2000:** Caught 12 passes for 168 yards and one TD...majored in sociology.

PERSONAL: Was a Super Prep All-American and Dixie Team selection at Amite County (Liberty, Miss.) High School...earned all-district and all-area honors... played in the 2000 Mississippi-Alabama All-Star game...totaled more than 2,100 yards receiving and 34 TDs...lettered in basketball and track, earning all-state, all-district and all-area honors...captured the state championship in the 200 meters (21.4) and long jump (24-6) in 1999...as a senior, broke a 30-year state record when he ran the 200 meters in 21.09 en route to leading the Trojans to the Class 3A state championship...Full name: Leon Christopher Collins.



25 VONTEZ DUFF CORNERBACK

HEIGHT- 5-11

WEIGHT- 203

COLLEGE- Notre Dame

BORN- March 8, 1982

BIRTHPLACE- Copperas Grove, Texas

HOW ACQUIRED- FA-'05

NFL EXPERIENCE- 1st Year



PRO: Re-signed with the Steelers on Feb. 1, 2005 after spending much of the 2004 season on the team's practice squad...was originally drafted by the Houston Texans in the sixth round (170th overall) of the 2004 NFL Draft...was released by Houston prior to the regular season...was signed to the Steelers practice squad Oct. 20, 2004, and remained with the team through the rest of the season.

COLLEGE: Started two seasons at cornerback after originally being recruited as a running back...recorded 98 career tackles, seven interceptions and 17 passes defended...returned kickoffs and punts, ranking fourth on the school's all-time list for career kickoff return yards (1,230) and third (725) in career punt return yards...his 1,955 total kick return yards ranks third in school history behind Tim Brown and Julius Jones...averaged 26.2 yards on kickoff returns and 9.9 yards returning punts...is the only player in Notre Dame history to score on a kickoff return, punt return and interception return in the same season (2002)...**2003:** Started all 12 games at right cornerback, posting 33 tackles, two interceptions and four defended passes...returned 16 kickoffs for 346 yards (21.6 avg.) and 24 punts for 260 yards (10.8 avg.)...**2002:** Started all 12 games plus Gator Bowl...made a career-high 36 tackles, one interception and six defended passes...ranked eighth in the nation in kickoff return average (27.7), earning third-team AP All-America honors...averaged 9.6 yards on 40 punt returns (385 yards), including a career-long 76-yard punt return versus Maryland...also scored on a 92-yard kickoff return (versus Navy) and on a game-winning 33-yard interception return versus Purdue...**2001:** Played in 11 games and started eight...recorded 25 tackles, a career-high three interceptions and six defended passes...returned 12 kickoffs for 358 yards (29.8 avg.), including a 96-yard touchdown (versus Purdue)...returned nine punts for 80 yards (8.9 avg.)...**2000:** Played in all 11 games as a reserve cornerback...recorded four tackles and one interception...majored in sociology.

PERSONAL: Lives in Houston, Texas...was a *Houston Chronicle* Top 100 selection as a senior running back at Copperas Cove (TX) High School...also played quarterback and wide receiver...lettered in track and basketball...Full name: Vontez Douglas Duff.



61 JOE IORIO CENTER

HEIGHT- 6-3

WEIGHT- 308

COLLEGE- Penn State

BORN- July 7, 1981

BIRTHPLACE- Toledo, Ohio

HOW ACQUIRED- FA-'05

NFL EXPERIENCE- 1st Year



PRO: Signed with the Steelers Feb. 1, 2004...spent part of the 2004 season on the Tampa Bay Buccaneers practice squad.



COLLEGE: Originally walked on at Penn State in 1999 and became the first and only true freshman walk-on to start a game during Head Coach Joe Paterno's tenure as head coach...started 30 games during his career, including all 23 games during his junior and senior seasons...was a three-time Academic All-Big Ten selection...**2002:** Was instrumental in paving the way for running back Larry Johnson to become the ninth runner in NCAA Division I-A history to rush for 2,000 yards in a season...was a first-team Verizon Academic All-American...**2001:** Started every game at center and made steady improvement as the season progressed...**2000:** Returned to the starting lineup late in the fall after battling mononucleosis during the early part of the season...earned Academic All-Big Ten honors...**1999:** Played in eight games...saw action at guard against Akron in the second game of the season...earned his first start, against Ohio State, becoming the first true freshman walk-on to start for Head Coach Joe Paterno...started five games at center before senior Eric Cole was shifted back to the position he played in '98.

PERSONAL: Was the *Toledo Blade* Offensive Player-of-the-Year as a senior in 1998...was team captain and instrumental in his team's 10-1 record and city league championship...was an honorable-mention *USA Today* All-American...was selected all-city and all-state in football and track, and holds the school record in the discus...was named all-district and the district Lineman-of-the-Year...also lettered in wrestling...was named an Ohio Athletic Association Scholar-Athlete and an all-city scholar-athlete...Full name: Joseph William Iorio.



37 JANSSEN PATTON SAFETY

HEIGHT- 5-11

WEIGHT- 183

COLLEGE- Bowling Green

BORN- April 15, 1982

BIRTHPLACE- Stone Mountain, Ga.

HOW ACQUIRED- FA-'05

NFL EXPERIENCE- 1st Year



PRO: Signed with the Steelers Feb. 1, 2005...originally signed with the Steelers as an undrafted rookie free agent in 2002, but was released during training camp...did not play in 2004.

COLLEGE: Named third-team All-American by *College Football News* and honorable mention All-American by *CNN* after his senior season in 2003...ranked second in school history and was tied for third in MAC history with 18 career interceptions...was the only player in NCAA Division I-A history to record two three-interception games in a season and three times in a career...made 40 career starts...**2003:** Was a First-Team All-MAC selection...led the MAC and finished fourth nationally with seven interceptions...had 57 tackles and 12 passes defended...**2002:** Named to All-MAC second-team...had 63 tackles...had a team-high 13 passes defended, including three interceptions...recovered one fumble...**2001:** Was an All-MAC second-team selection...started in all 11 games...recorded 40 tackles (31 solo)...had a team-high four interceptions and 13 pass deflections...returned a kickoff 42 yards for a touchdown against Temple...**2000:** Played in nine games and made six starts...finished third in the MAC with a team-leading four interceptions...recorded 42 tackles (35 solo) and eight pass deflections...majored in interpersonal communications.

PERSONAL: Was an All-DeKalb County defensive back for Stone Mountain (Georgia) High School in both his junior and senior seasons...totaled 102 tackles as a senior and 277 in his career...was named to the Atlanta Touchdown Club First Team...was rated among the top 10 defensive backs in the Atlanta area...won the team's "coaches award"...had five intercep-



tions his senior year, giving him 17 in his high school career...is the son of Carolyn and Ricky Patton, a former member of the Atlanta Falcons...Full name: Janssen Patton.



44 DEDRICK ROPER

LINEBACKER

HEIGHT- 6-2
WEIGHT- 245
COLLEGE- Northwood
BORN- July 31, 1981
BIRTHPLACE- Detroit, Mich.
HOW ACQUIRED- FA-'05
NFL EXPERIENCE- 1ST Year



PRO: Re-signed with the Steelers on Feb. 1, 2005 after spending the 2004 season on the team's practice squad...originally signed with the Steelers as an undrafted rookie free agent in 2004, but was released Sept. 5 during the team's final cuts prior to the regular season...briefly signed with the St. Louis Rams but was released and was added to the Steelers practice squad on Sept. 14.

COLLEGE: 2003: Named First-Team All-Great Lakes Intercollegiate Athletic Conference and Second-Team All-America by *Don Hansen's Football Gazette*...finished second in the GLIAC with 10 sacks...led the league with 19 tackles for a loss (minus-96 yards) and finished the season with a total of 84 tackles...also tied for third in the league with three forced fumbles...had a streak of six straight games with a sack...went on to perform well at the Whataburger Cactus Bowl (Division II All-Star Game), where he led the East squad with seven tackles (three solo) including 1.5 tackles for a loss...**2002:** Appeared in all 11 games...totaled 27 tackles including 20 solo stops and six tackles for losses...named Honorable Mention All-GLIAC...played one season at Michigan State University...majored in entertainment sports promotion management.

Personal: Attended Milpitas (California) High School...named to the All-State squad as a senior...started three years at the varsity level...lives in Milpitas, California...Full name: Dedrick Roper.



10 SAM SIMMONS

WIDE RECEIVER

HEIGHT- 5-9
WEIGHT- 205
COLLEGE- Northwestern
BORN- Nov. 25, 1979
BIRTHPLACE- Kansas City, Kan.
HOW ACQUIRED- FA-'05
NFL EXPERIENCE- 2nd Year



PRO: Signed with the Steelers Feb. 1, 2005...**2004:** Was in training camp with the Miami Dolphins but was released during the preseason...**2003:** Played in each of the first 11 games of the season in a reserve role with the Dolphins...spent the final five games of the year on injured reserve with a left ankle injury...fielded eight punts for a 12.5-yard average and returned three kickoffs for a 21.3-yard average, including a long of 34 yards (10/27 vs. San Diego in Tempe, Ariz.)...returned three punts for a 15.3-yard average including a season-long 32-yard return against Baltimore (11/16)...sustained a left ankle injury vs. Washington (11/



23)...was placed on injured reserve on November 25...**2002:** Was waived on Aug. 25, and then signed to the practice squad on September 2 where he spent the entire season...re-signed with the Dolphins as a free agent on December 31, 2002...was the second of two fifth-round draft choices by the Dolphins in 2002 (170th overall).

COLLEGE: Started 27 of the 40 games in which he played during his four-year collegiate career (1998-2001)...started all 22 games over his final two years...finished career with 105 receptions for 1,698 yards and 14 touchdowns, while also rushing for 324 yards and one touchdown on 55 carries...returned 37 kickoffs for a 25.3-yard average and fielded 39 punts for a 12.9-yard avg. and two scores...punt return average ranked second in school annals...compiled 3,462 all-purpose yards during his career...**2001:** Had his best year as a senior in 2001 when he was a second-team All-Big Ten Conference selection...was second on the team with 50 receptions for 807 yards and seven touchdowns...returned 15 punts for a 10.8-yard average and one touchdown...**1998:** Led the Big Ten and was eighth in the nation as a true freshman in 1998 with a 27.6-yard average on 22 kickoff returns...earned degree in communications.

PERSONAL: Married to Trina, couple has three daughters, Talia (6), Jada (4) and Saniya (1)...played running back, quarterback, defensive back, kicker and punter, while also returning kicks and punts, during his prep career at F.L. Schagle High School in Kansas City, Kansas...was the *USA Today* Player of the Year in the state of Kansas as a senior...lettered four times in football and track and twice in basketball...Full name: Samuel Leland Simmons.



69 **ERIC TAYLOR** **DEFENSIVE END**

HEIGHT- 6-2

WEIGHT- 305

COLLEGE- Memphis

BORN- December 14, 1981

BIRTHPLACE- Winchester, Tenn.

HOW ACQUIRED- FA-'05

NFL EXPERIENCE- 1ST Year



PRO: Re-signed with the Steelers on Feb. 1, 2005 after spending the entire 2004 season on the team's practice squad...**2004:** Was originally drafted by the Steelers in the seventh round (212th overall) of the 2004 NFL Draft...was released on Sept. 5 during the team's final cuts, but was signed to the team's practice squad on Sept. 6.

COLLEGE: Started 24 of 39 games for the Tigers, recording 150 tackles (89 solos) with six sacks, 21 stops for losses, five quarterback pressures, two fumble recoveries, three forced fumbles, a 52-yard interception return for a touchdown and 12 pass deflections...**2003:** Came into his own as a senior...earned All-Conference USA honors...registered 82 tackles (47 solo) and recorded four sacks, 10 tackles for losses, one interception, eight pass deflections and two quarterback hurries...recovered two fumbles and forced another fumble...**2002:** Received the team's Glenn Jones "12th Man" Award as a junior...**2001:** Became an important part of the defensive line rotation as a sophomore...**2000:** Saw limited action as a freshman...majored in criminology.

PERSONAL: Attended Franklin County (Winchester, Tenn.) High, competing as a linebacker and tight end...was an All-Region selection in 1998 and 1999...named to the *Nashville Tennessean's* All-Midstate Team in 1999, the 1999 Tennessee All-State team (honorable mention) and was the team MVP in his final two years...registered 95 tackles during his senior year (1999), and also logged an interception and caught five passes for 74 yards and two touchdowns...lettered in basketball...is the son of Delores and Willis Taylor...Full name: Eric Taylor.



Steelers 2005 Draft Picks



83 HEATH MILLER TIGHT END

HEIGHT- 6-5

WEIGHT- 256

COLLEGE- Virginia

BORN- October 22, 1982

BIRTHPLACE- Swords Creek, Va.

HOW ACQUIRED- D1-'05

NFL EXPERIENCE- Rookie



COLLEGE: Is the first player in ACC annals to win the Mackey Award as the nation's best tight end...also became the school's first major award winner since 1941...holds every receiving record for a tight end in school history and also established new conference career records for receptions, touchdown catches and yards gained by a tight end...closed out his career as the first two-time first-team All-ACC tight end in school history...started 39 consecutive games for the Cavaliers...scored at least once in each of his first five games at Virginia and his nine scoring grabs set a school season-record for tight ends...in 39 games as a Cavalier, caught 144 passes for 1,703 yards (11.8 avg) and 20 touchdowns, all conference records for a tight end...only Billy McMullen (210, 1999-2001) had more catches in a career for the Cavaliers...his 1,703 yards rank seventh on the school's career-record list and his 20 scoring grabs rank fourth, behind McMullen (24), Herman Moore (27, 1988-90) and Tyrone Davis (28, 1991-94). **2004:** Winner of the Mackey Award, given to the nation's best tight end...first-team All-American selection by The NFL Draft Report, the American Football Coaches Association, the Walter Camp Football Foundation and Football Writers Association of America...first-team All-Atlantic Coast Conference choice...led the team for the second-straight year with 41 receptions for 541 yards (13.2 avg) and five touchdowns in 12 games...served as team captain...25 of his receptions came on scoring drives. **2003:** All-American first-team selection by The NFL Draft Report, adding second-team honors from *College Football News*...first-team All-ACC pick...added first-team All-State honors from the Virginia Sports Information Directors Association and the Roanoke Times...received UVA's John Polzer Award for ability, sportsmanship and character...recipient of the E. Paul Rogers, Jr. Memorial Scholarship for Football from the Virginia Athletics Foundation...set school and conference season-records for tight ends with 70 receptions for 835 yards (11.9 avg) and also scored six times...overall, his 70 catches rank second on the school's season-record list behind Billy McMullen's 83 grabs in 2001...his 835 yards rank seventh on Virginia's annual record chart...joined Bruce McGonnigal (1989) as UVA's only tight ends with two 100-yard games in a season and the first one to do it in consecutive games (Georgia Tech, Virginia Tech)...sixty percent of his catches went for either a first down or touchdown (42 of 70). **2002:** Second-team All-ACC choice...freshman All-American selection by Scripps/Football Writers Association of America, *The Sporting News* and *College Football News*...first-team All-State pick by the Virginia Sports Information Directors Association...honorable mention ECAC All-Star...started every game as a redshirt freshman, leading the ACC tight ends with nine touchdowns and 33 receptions, good for 327 yards (9.9 avg)...also threw for a 20-yard score and made two assisted tackles on special teams. **2001:** Did not play in any games and was redshirted...was in uniform for the Richmond game.

PERSONAL: Attended Honaker (Swords Creek, Va.) High School, playing football for coach Doug Hubbard...was a quarterback and safety at Honaker High School, where he earned Associated Press Player of the Year honors as a senior and was a two-time AP All-State selection...selected Virginia High School Coaches Association Group A Offensive Player of the Year as a senior and was a two-time first-team Group A All-State selection...earned All-Southwest Virginia first-team honors at quarterback and was a second-team All-State selection at defensive back, adding Region D Offensive Player of the Year accolades...passed for over 1,500 yards and 19 touchdowns and rushed for 901 yards in 2000...as a junior, passed for 1,872 yards and 26 touchdowns, and rushed for 643 yards and 12 scores, leading Honaker to an 11-2 record that season...played first base on the Honaker baseball team and was a forward on the basketball team...earned Black Diamond District first-team honors, and was an All-Region and All-State selection in baseball...also earned All-District and All-Region honors in basketball...majored in sociology...son of Earl and Denise Miller...Full Name: Earl Heath Miller.



20 BRYANT McFADDEN CORNERBACK

HEIGHT- 5-11
WEIGHT- 190
COLLEGE- Florida State
BORN- November 21, 1981
BIRTHPLACE- Hollywood, Fla.
HOW ACQUIRED- D2-'05
NFL EXPERIENCE- Rookie



COLLEGE: Regarded as one of the premier cover cornerbacks in college football...is the latest in a long line of All-American defensive backs to wear a Seminoles uniform, following Deion Sanders, Terrell Buckley, LeRoy Butler, Clifton Abraham and Tay Cody...finished his career with 107 tackles (80 solo), three stops for losses of 12 yards, four fumble recoveries, three forced fumbles, four interceptions and 26 pass deflections. **2004:** All-American third-team and All-Atlantic Coast Conference first-team selection by The NFL Draft Report...served as special teams captain and started every game at left cornerback...recorded 36 tackles (20 solo) with two stops for losses of 10 yards...recovered a fumble, deflected eleven passes and intercepted another...did not allow his assignment to catch a pass in the Alabama-Birmingham, North Carolina, North Carolina State and Gator Bowl (West Virginia) contests. **2003:** Played in twelve games, starting nine contests at left cornerback...sat out the North Carolina State contest and saw limited action vs. Miami in the Gator Bowl due to a groin strain...finished with 28 tackles (23 solo), a stop for a two-yard loss, a fumble recovery and three forced fumbles...also deflected a team-high nine passes. **2002:** Played in every game...despite performing as a reserve, he tied for the team lead with three interceptions...recorded 21 tackles (18 solos) with four pass deflections and a fumble recovery. **2001:** Played in eleven games, recording 22 tackles (19 solo) with a fumble recovery and two pass deflections...had a season-high six tackles (four solo) vs. Clemson...Recovered a fumble vs. Virginia...Deflected two passes in each of the Duke and North Carolina games. **2000:** Granted a medical redshirt...majored in computer graphics, with a minor in studio art.

PERSONAL: Attended McArthur (Hollywood, Fla.) High School...regarded by most recruiting services as the top prep cornerback in the nation...USA Today All-USA and Parade, Prep Star and Football News All-American first-team selection as a senior...named to the Super Southern 100 Team by the Atlanta Journal-Constitution...credited with 150 total tackles (75 in each season) during his junior and senior seasons combined, recording two interceptions and returned one for a touchdown as a senior and two interceptions as a junior...resides in Hollywood, Florida...Full Name: Bryant McFadden.



79 TRAI ESSEX TACKLE

HEIGHT- 6-4

WEIGHT- 324

COLLEGE- Northwestern

BORN- December 5, 1982

BIRTHPLACE- Fort Wayne, Ind.

HOW ACQUIRED- D3-'05

NFL EXPERIENCE- Rookie



COLLEGE: Is a solid drive blocker who did a fine job of protecting the quarterback's blind side...manned the left tackle position for his final 37 games. **2004:** A three-year starter (left tackle) on the offensive line...played a key role in allowing just 12 sacks in 2004...helped NU rank 29th nationally in total offense (409.5 ypg). **2003:** Team's starting left tackle...made his 25th straight start in the Motor City Bowl game at tackle...was named to ESPN.com's 2003 All-Bowl team for his performance vs. Bowling Green, when NU rushed for a bowl-record 357 yards...had six championship performances in his last nine regular-season games...key player in NU's offensive success running the football. **2002:** Moved from tight end to offensive tackle during the preseason...was making excellent progress at the position until an ankle injury slowed him down during preseason camp...came back to start at left tackle versus Air Force...started all 12 games. **2001:** Started every game as a tight end in 2001 for Northwestern, catching three passes for 24 yards and a touchdown...true freshman tight end who was named to *The Sporting News* Big Ten All-Freshman team...scored his first collegiate touchdown against Iowa, a 3-yard reception...first reception was a 13-yarder at Duke...majored in African-American studies.

PERSONAL: Attended Paul Harding (Fort Wayne, Ind.) High School, playing football for coach Sherwood Haydock...ranked the fifth-best tight end in the country by Tom Lemming's *Prep Football Report* and earned All-America honors as a senior...*PrepStar* Super 30 All-Midwest Region, *PrepStar* Top 125 Dream Team, *SuperPrep* all-region, *Bloomington Herald* Top 33 all-state, *Associated Press* all-state and Indiana Football Coaches Association (IFCA) Top 50 all-state team choice in his final year...IFCA Region III MVP, National High School Football All-Star and selected to play in the Indiana North-South All-Star Game...caught 83 balls for 1,416 yards and 14 touchdowns in his high school career...lettered four times each in football and basketball...named all-conference in basketball as junior and was a member of the school's honor roll 10 times...son of Kimberly and Donald Essex...Full Name: Trai J. Essex.



11 FRED GIBSON WIDE RECEIVER

HEIGHT- 6-4

WEIGHT- 202

COLLEGE- Georgia

BORN- October 26, 1981

BIRTHPLACE- Waycross, Georgia

HOW ACQUIRED- D4-'05

NFL EXPERIENCE- Rookie



COLLEGE: Finished career at Georgia with 34 starts in 45 games...made 161 catches for 2,884 yards (17.9 avg) and 20 touchdowns...joined Reggie Brown (2,008; 2001-04), Lindsay Scott (2,098; 1978-81), Brice Hunter (2,373; 1992-95) and Terrence Edwards (3,093;

1999-2002) as the only players in school history to gain over 2,000 yards receiving in a career...his 161 catches are topped only by Hunter (182) and Edwards (204) on the school's all-time record list...also gained 866 yards on 35 kickoff returns (24.7 avg), including a touchdown and carried the ball five times for 32 yards (6.4 avg)...his 35 returns rank sixth on the school's career-record list while his 866 yards rank fourth...only Andre Hastings (1,096; 1990-92), Lindsay Scott (1,152; 1978-81) and Gene Washington (1,637; 1973-76) gained more yards on kickoff returns in Georgia annals...also played on Georgia's basketball team as a freshman. **2004:** All-Southeastern Conference first-team selection by the league's coaches, adding honorable mention from the Associated Press...started every game at flanker, finishing second on the team with a career-high 49 receptions for 801 yards (16.3 avg) and seven touchdowns...carried once for an 11-yard gain and recorded an assisted tackle. **2003:** Finished third on the team with 36 catches for 553 yards (15.4 avg) and three touchdowns while starting 11 games at flanker...added 31 yards on a pair of kickoff returns (15.5 avg). **2002:** Started eight games at flanker and ranked second on the team with 43 receptions for 758 yards (17.6 avg) and four touchdowns...added 460 yards and a touchdown on 19 kickoff returns (24.2 avg)...his 91-yard score was the longest kickoff return by a Bulldog since Lindsay Scott ran one back 99 yards vs. Louisiana State in 1978. **2001:** Freshman All-American second-team selection by *The Sporting News*...All-SEC Freshman Team pick by the league's coaches, *Knoxville New Sentinel*, and *The Sporting News*...named Associated Press All-SEC honorable mention...started three games...set the school record for 100-yard receiving games in a season with five...led the team in receiving yards (772) and per-catch average (23.4) and finished second on the team in receptions with 33...was sixth in the SEC with 77.2 yards per game...as the Bulldogs' primary kickoff returner, he averaged 26.8 yards per return, which ranked third in the SEC, finishing with 375 yards on 14 attempts...also carried three times for 27 yards (9.0 avg)...majored in speech communications.

PERSONAL: Attended Ware County (Waycross, Ga.) High School...earned Super Prep All-Dixie Team, *Atlanta Journal-Constitution* Super Southern 100, Top 50 in Georgia, and Class AAAA All-State honors from the Georgia Sportswriters Association...As a senior, he caught 50 passes for 1,000 yards and 12 touchdowns...as a junior, he was named Region Offensive Player of the Year, first-team All-Region, first-team All-Area, and *Florida Times Union* Super 24, catching 63 passes for over 1,200 yards and 13 scores...was a standout basketball player, playing for the Georgia Stars, an AAU team...averaged 21 points per game as a high school junior...invited to play in the 2001 Georgia-Florida all-star game...Full Name: Fred Gibson.

84 RIAN WALLACE LINEBACKER

HEIGHT- 6-2

WEIGHT- 243

COLLEGE- Temple

BORN- May 24, 1982

BIRTHPLACE- Pottstown, Pa.

HOW ACQUIRED- D5-'05

NFL EXPERIENCE- Rookie



COLLEGE: Played weak-side linebacker and became the first Owl since Lance Johnstone (1991) to earn All-Big East honors in his sophomore year...started 29 of 34 games he played in with the Owls...collected 325 tackles (192 solos) with two sacks for minus-11 yards, 31½ stops for losses of 83 yards and five quarterback pressures...also recovered five fumbles, caused two others, intercepted two passes and had nine pass deflections. **2004:** Earned All-Big East honors... posted 101 tackles (44 solos) with 5½ stops for losses, an interception and two fumble recoveries in 10 games on the weak-side. **2003:** Had the sixth-best single-



season tackle output in Temple history, posting a career-high 148 tackles (97 solo) while also registering 19.5 TFLs...ranked second in the BIG EAST and sixth nationally in total tackles (12.3 per game), first in the conference and eighth nationally in solo tackles (eight per game), and tied for first in the league and tied for 11th nationally in TFLs (1.6 per game)...registered one sack, two fumble recoveries, one quarterback hurry and six plays broken up...posted double-digit tackle totals in 10 games...had a career-high 18 stops (nine solo) versus Rutgers...posted 12 solo tackles (15 total) against Middle Tennessee State and Pittsburgh...became the third Temple freshman or sophomore (Lance Johnstone, Tré Johnson) to earn All-BIG EAST honors since 1991...cited as the coaching staff's defensive player of the game versus Louisville, Rutgers, Va. Tech and Pittsburgh, **2002**: Played in all 12 games, making seven starts...started the final seven games at WLB...ranked third on the team with 76 tackles (51 solo)...also made 6.5 TFLs, one sack, one INT, three PBUs, four QBHs and one FF...led all BIG EAST freshman LBs and was second among all conference freshmen with an average of 6.3 tackles per game...was the coaching staff's defensive player of the game at Pittsburgh, **2001**: Redshirted as a true freshman...cited on the Athletic Director's Honor Roll...majored in Sports and Recreation Management.

PERSONAL: Attended Pottstown (Pa.) High School...named Pennsylvania Athletic Conference Player of the Year and the Pottstown Mercury Player of the Year...first-team PAC choice as a fullback and linebacker...first-team all-area pick at both positions...logged 368 tackles and rushed 201 times for 1,500 yards and 34 touchdowns in his three-year varsity career...posted 153 tackles (80 solos), 12 stops for losses, three fumble recoveries and made two interceptions as a senior...rushed 101 times for 800 yards and 20 touchdowns...son of Cynthia Wallace...nickname "Goo" which was given to him as an infant by his older brother, Darnell...has a son, Nasir, born June 7, 2003...cousin of former Temple DB (1998-01) Chonn Lacey...Resides in Pottstown, Pa...Full Name: Rian Wallace.



68

CHRIS KEMOEATU

GUARD

(Kay-Moy-AH-too)

HEIGHT- 6-3

WEIGHT- 344

COLLEGE- Utah

BORN- January 4, 1983

BIRTHPLACE- Kahuka, Hawaii

HOW ACQUIRED- D6-'05

NFL EXPERIENCE- Rookie



COLLEGE: A good athlete with above average quickness, agility and body control for a player his size...played left offensive guard during his first two years before shifting to the right side...has natural strength and mass...comes off the snap at a good pad level and shows very good knee bend and hip flexibility...shifted to the offensive line when he came to Utah, **2004**: Cingular Wireless/ABC Sports and SI.com first-team All-American selection...first-team All- Mountain West Conference choice...started every game at right guard and did not allow a quarterback sack...participated in 745 snaps, leading the team with 81 knockdowns (7.4 per game)...credited with ten touchdown resulting blocks as the offense averaged 499.8 yards per game...close to 80% of the team's red zone touchdowns came over his territory (right guard). **2003**: Played in eight games and started six at right guard...earned honorable mention All-Mountain West Conference honors...finished with 28 knockdown blocks and allowed two sacks for an offense that totaled 374.5 yards per game...finished the year with an 81% grade for blocking consistency. **2002**: Honorable mention All-Mountain West Conference...started every game at left guard...averaged 9.1 knockdowns (100) per game...allowed only two quarterback sacks on 713 plays...helped the offense generate 4,094 yards. **2001**: Played in three games as a reserve left guard as true freshman...scored





100% on hustle in all three games...run efficiency was 87.7%, pass efficiency was 83.5% and total efficiency was 87%...majored in sociology.

PERSONAL: Attended Kahuku (Hi.) High School...named Hawaii Defensive Player of the Year in 2000 and was a first-team All-State pick...served as team captain, leading Kahuku to the 2000 state championship...also an honor roll student...son of Manako Melino and Ahea Kolovetekina Kemoeatu...brother, Ma'ake, lettered in football at Utah from 1998-2001 and now plays for the Baltimore Ravens...brother, Tevita, was a defensive lineman at Utah from 2001-04...resides in Kahuku, Hawaii...Full Name: Uikelotu Christopher Kemoeatu.



96 SHAUN NUA DEFENSIVE END

HEIGHT- 6-5
WEIGHT- 280
COLLEGE- BYU
BORN- May 2, 1981
BIRTHPLACE- Pago Pago, American Samoa
HOW ACQUIRED- D7a-'05
NFL EXPERIENCE- Rookie



COLLEGE: Is an athletic defensive lineman with excellent potential. **2004:** Appeared in 11 games...posted 34 tackles (17 solo) with eight of those tackles for losses, eight sacks, one forced fumble, and one defended pass. **2003:** Redshirted. **2002:** Saw action in all 12 games...finished the season with 20 tackles (13 solo), posted 4 sacks, recorded eight total tackles for a net loss of 48 yards...forced and recovered a fumble at Nevada...had a season-high five tackles against New Mexico. (**JUNIOR COLLEGE**) **2001:** Earned All-American recognition at Eastern Arizona Junior College...started nine games as a freshman...was a Second-Team All-ACCAC performer...recognized as the Special Teams Player of the Week and Defensive Player of the Week during the season.

PERSONAL: A native of Pago Pago, American Samoa... attended Tafuna High School, where he was an all-league performer...parents are Sao and Usu Nua...Full Name: Shaun Nua.



38 NOAH HERRON RUNNING BACK

HEIGHT- 5-11
WEIGHT- 224
COLLEGE- Northwestern
BORN- April 3, 1982
BIRTHPLACE- Mattawan, Mich.
HOW ACQUIRED- D7b-'05
NFL EXPERIENCE- Rookie



COLLEGE: Is a versatile back who more than capably took over the running back duties in 2004...is an excellent receiver, solid blocker and strong rusher...had some of the best hands on the team and showed a great ability to find the crease and seams of a defense...played in 45 games and gained 2,524 yards with 26 touchdowns on 462 carries...his 2,524 yards rank fifth and his 26 scores on the ground rank fourth on the school's career-record list...snatched 72 passes for 781 yards (10.8 avg) and a pair of scores...also gained 231 yards on 16 kickoff returns (14.4 avg) and recorded 14 tackles (11 solos) with a forced fumble...his 168





points scored rank ninth all-time and his 3,536 all-purpose yards rank fifth in school history. **2004:** All-Big Ten Conference second-team pick by the league's coaches and media...team co-MVP...named the Big Ten's Back of the Year by the *Chicago Tribune*...ranked second in the Big Ten and 14th nationally with an average of 115.1 yards per game rushing...led the team with 1,381 yards and 14 touchdowns on 274 carries (5.0 avg)...only Damien Anderson (2,063 in 2000), Darnell Autry (1,785 in 1995 and 1,452 in 1996) and Jason Wright (1,388 in 2003) gained more yards rushing in a season for the Wildcats...ranked third on the team with 36 receptions for 351 yards (9.8 avg) and a score...ranked second in the conference with an average of 144.3 all-purpose yards per game...added two solo tackles...did not fumble...ran for over 100 yards in six contests. **2003:** Recipient of the team's Thomas Airth Spirit Award...played in every game, producing four 100- yard rushing efforts...ranked second on the team with 119 carries for 739 yards (6.2 avg) and five touchdowns...caught 19 passes for 228 yards (12.0 avg) and a score...had three kickoff returns for 29 yards (9.7 avg). **2002:** Ranked second on the team with 365 yards and seven touchdowns on 66 carries (5.5 avg) at tailback despite playing in a reserve role...caught 15 passes for 184 yards (12.3 avg) and returned seven kickoffs for 99 yards (14.1 avg)...also recorded 7 tackles (5 solos) on special teams. **2001:** Played in the season's first eight games, mostly on special teams...did get to carry the ball in two games: Duke (2 for 28 yards) and Indiana (1 for 11 yards)...registered five special teams tackles and caused a fumble...also gained 103 yards on six kickoff returns (17.2 avg) and caught two passes for 18 yards. **2000:** Redshirted...majored in communication studies.

PERSONAL: Attended Mattawan (Mich.) High School...rated one of the best running backs in the Midwest by Prep Star as a senior...member of the *Detroit Free Press* Top 25, Associated Press All-State and three-time first-team All-Conference squads...as a senior, missed his first three games with an ankle injury, but recovered to rush for 842 yards (8.3 avg) and 19 touchdowns...for his career, he ran for 5,544 yards and scored 92 times...team achieved a 26-4 record during his tenure...also averaged 20 points per game for the fourth-ranked basketball team in the state...son of Ron and Shawn Herron...resides in Mattawan, Michigan...Full Name: Noah Scott Herron.



Steelers Rookie Free Agents



62 MORGAN DAVIS TACKLE

HEIGHT- 6-6
WEIGHT- 330
COLLEGE- Wisconsin
BORN- August 7, 1980
BIRTHPLACE- Barron, Wisconsin
HOW ACQUIRED- FA-05
NFL EXPERIENCE- Rookie



COLLEGE: Played in 37 games, including 22 starts in his career. **2004:** Earned third varsity letter...appeared in all 12 games, including starting nine at right tackle...line allowed 22 QB sacks compared to 37 the previous year... **2003:** Earned second varsity letter...started all season at left tackle. **2002:** Earned first varsity letter...appeared in 12 games...served as reserve offensive tackle and played on special teams. **2001:** Reserve offensive tackle. **2000:** Redshirted. **1999:** Attended UW-Madison as a regular student in the fall before joining football team in January...majored in sociology.

PERSONAL: Made *Milwaukee Journal Sentinel* top-20 list of state football prospects...made *Eau Claire Leader Telegram* track honor roll...captained football and hockey teams...all-conference in shot put and discus...set school record and finished third in state for discus...D.A.R.E. role model...USA Hockey level three referee...won school's male Scholar-Athlete Award...four-year honor roll...ranked 14th academically in his class...is the son of Scott and Cathy Davis...Full name: Morgan Davis.



45 ANDRE FRAZIER LINEBACKER

HEIGHT- 6-5
WEIGHT- 234
COLLEGE- Cincinnati
BORN- June 29, 1982
BIRTHPLACE- Cincinnati, Ohio
HOW ACQUIRED- FA-05
NFL EXPERIENCE- Rookie



COLLEGE: 2004: Continued to provide consistent play and steady leadership during second season as a starter and third as a regular at defensive end...was a first team All-Conference USA selection...recipient of the C Club Strothman Award for Academic Excellence...C-USA Defensive Player of the Week for his eight tackle, two tackles for a loss, and one sack performance in the Oct. 30 win over TCU...finished second on the UC career list for sacks (22.5) and fifth in TFLs (44.5)...earned his fourth letter. **2003:** Second team All-Conference USA selection...garnered the John Pease Award as the Bearcats' most outstanding defensive lineman...recorded a team-leading seven sacks and was second in tackles for loss with 10.5...ninth-leading tackler with 56 total stops...led team in QB hurries with 12...blocked a pair of field goals, with his rejection vs. Memphis returned by Tyjuan Hagler 76



yards for a TD. **2002:** Part of a three-player rotation at defensive end, playing in every game and making eight starts...played 356 defensive downs, making 31 solo and 62 total tackles...shared the team lead with six sacks and was fourth with 12 TFLs...named C-USA Defensive Player of the Week after making 12 tackles with three TFL and 1.5 sacks in win at Louisville. **2001:** Earned Conference USA All-Freshman team honors after finishing eighth on the team with 41 tackles...was fifth with 11 tackles for loss and tied for third with 4.5 sacks...had 14 QB hurries and six QB hits...played in every game, making two starts. **2000:** Recipient of the team's Kodak Defensive Player of the Year award as the top player on the scout team...on the travel unit for the Motor City Bowl...majored in finance...inducted into the UC Academic Legion of Honor in 2004.

PERSONAL: Is married, wife Kea, with two-year-old son Andre II...first team all-city choice as a junior and senior at Hughes High...helped team to a pair of league titles...lettered three times in football and twice in basketball...is the son of Guy and Judy Frazier...is an only child...Full name: Andre Frazier.



93 ELLIOTT HARRIS DEFENSIVE TACKLE

HEIGHT- 6-3

WEIGHT- 285

COLLEGE- Arkansas

BORN- October 29, 1981

BIRTHPLACE- Marianna, Arkansas

HOW ACQUIRED- FA-'05

NFL EXPERIENCE- Rookie



COLLEGE: 2004: Harris played in 11 games...he recorded 24 tackles (16 solo)...he had two tackles for loss, one quarterback sack, and a forced fumble...recorded a season-high six tackles against LSU. **2003:** After moving from defensive end to defensive tackle in the spring, he switched back to end for the fall campaign...played in all 13 games and started against Ole Miss...ranked seventh on the team with 53 stops...his six tackles for loss ranked third on the squad and his 10 quarterback hurries ranked second among Razorback defenders...turned in one of his best career efforts in an upset of No. 5 Texas...set a new career high with eight tackles, besting his previous high of five stops...recorded one tackle for loss, one pass broken up and a forced fumble. **2002:** Appeared in all 14 games with 12 starts at defensive end...earned 31 tackles on the season including 23 solo stops, four tackles for loss and one sack...also totaled two quarterback hurries, a fumble recovery and a forced fumble...earned his first career start against Boise State...made three unassisted tackles against the Broncos. **2001:** He played in seven of Arkansas' 11 regular season contests, earning one tackle and one quarterback hurry on the season...he made a solo tackle against Tennessee and earned a quarterback hurry against Weber State. **2000:** Enrolled at Arkansas in January and took part in spring practice...was listed as the backup at defensive tackle on the preseason depth chart...majored in vocational education.

PERSONAL: *Pigskin Preps* rated him the No. 6 defensive end prospect in the South...*SuperPrep* rated him the eighth-best prospect in Arkansas...*PrepStar* ranked him the No. 15 defensive line prospect in the South...made 87 tackles and also had 25 pass receptions as a tight end...is the son of Ruby Lee Harris...he was a member of the 2002-03 Lon Farrell Academic Honor Roll...Full name: Elliott Harris.





46

ARNOLD HARRISON

LINEBACKER

HEIGHT- 6-3

WEIGHT- 236

COLLEGE- Georgia

BORN- September 20, 1982

BIRTHPLACE- Augusta, Georgia

HOW ACQUIRED- FA-'05

NFL EXPERIENCE- Rookie



COLLEGE: Was part of team that posted 42-10 record from 2001-04 (sixth best in the country), three straight seasons of 10 or more wins, three straight bowl victories, and three consecutive national top six finishes. **2004:** Was named to pre-season All-SEC third team by the SEC Coaches...appeared in nine games, making six starts...missed two games due to a shoulder injury...made 32 tackles, including 20 solo...caused a fumble, recovered another, and recorded a sack...best games vs. Georgia Southern (11 tackles) and Auburn (seven tackles)...recipient of Hickey Endowed Football Scholarship...invited to play in the East-West Shrine and Villages Gridiron Classic post-season all-star games. **2003:** Listed as number two SLB at conclusion of spring drills...played in all 14 games including 10 starts...best games vs. South Carolina (seven tackles) and the SEC Championship Game vs. LSU (eight tackles). **2002:** Earned award as the Biggest Defensive Surprise of the Spring...listed as number two MLB at conclusion of spring drills...recipient of J.E. and W.S. Hickey Endowed Football Scholarship...played in nine games but was hampered by shoulder injury much of the second half of the season. **2001:** Listed as number three Rush end at conclusion of spring drills...played in nine games, mostly seeing action on special teams...made four tackles and added a quarterback pressure. **2000:** Redshirted...majored in economics.

PERSONAL: *Atlanta Journal-Constitution* Class AAA All-State Honorable Mention...Georgia Sports Writers Association AAA All-State Honorable Mention...1998 and '99 Best Defensive Player at Josey High School...four-year letterman, three-year starter...as a senior recorded 77 tackles, 12 sacks, three fumble recoveries, one caused fumble and eight pass break-ups...as a junior recorded 74 tackles, seven sacks, one interception and five pass break-ups...as a sophomore recorded 70 tackles, four sacks, two caused fumbles and four pass break-ups...also played basketball, golf and track and field...Full name: Arnold Harrison.

42

JOHN KUHN

RUNNING BACK

HEIGHT- 6-0

WEIGHT- 255

COLLEGE- Shippensburg

BORN- September 9, 1982

BIRTHPLACE- York, Pa.

HOW ACQUIRED- FA-'05

NFL EXPERIENCE- Rookie



COLLEGE: Holds 27 school records and four Pennsylvania State Athletic Conference (PSAC) records...he finished his career with 4,685 yards rushing, 910 carries, 53 touchdowns, 5,300 all-purpose yards and 26 games with at least 100 yards rushing, all school records...a three-time First-Team All-PSAC Western Division selection...was a First-Team *ESPN The Magazine*/College Sports Information Directors of America (CoSIDA) Academic All-American in both 2003 and 2004...was named First-Team Academic All-District II three-straight





years...led the team in rushing for the third-straight season as a senior...only player in Shippensburg history to total over 1,000 yards rushing in three-straight seasons. **2004:** Totaled 1,487 yards rushing and 14 touchdowns on 293 carries...averaged 5.1 yards per carry and 123.9 yards rushing per game...led the team in scoring with 84 points...totaled 1,641 all-purpose yards, and averaged 136.8 yards per game...chosen as a First-Team American Football Coaches Association (AFCA) All-American...named Third-Team *Associated Press (AP)* Little All-American...led Shippensburg to its first PSAC Western Division Championship since 1988 and first appearance in the NCAA Division II Football Championship since 1991. **2003:** Named 2003 PSAC Western Division Offensive Player of the Year and First-Team All-PSAC Western Division...totaled 294 carries for 1,500 yards and 21 touchdowns...caught 15 passes for 187 yards and one score...his 22 total touchdowns made him the NCAA Division II co-leader for scoring and broke the Shippensburg single-season record...also set school records for carries and rushing yardage...named Second-Team All-American by both *D2Football.com* and *Football Gazette*...11 consecutive games with at least 100 yards rushing, starting with the last eight games of 2002 and including the first three games of 2003...carried the ball 244-straight times without a fumble to set another record...led the PSAC in scoring, was third in rushing and second in all-purpose yards. **2002:** Named First-Team All-PSAC Western Division...led the conference in scoring with 100 points, becoming the first Shippensburg player to reach that mark...tied the school record for touchdowns with 16...set a new school record for rushing yards in a single-season, totaling 1,368 yards, breaking the old record by more than 200 yards...averaged 5.6 yards per carry...in the season finale at California (Pa.), he rushed for 230 yards and broke the PSAC single-game record for rushing touchdowns with six...added 13 catches for 117 yards in receiving. **2001:** Earned his first letter as a reserve in 2001...had 80 carries for 330 yards and one touchdown...averaged 4.1 yards per carry...also had four catches for 98 yards receiving for an average of 24.5 yards per catch. **2000:** Redshirted...graduated with a 3.293 grade point average with a degree in Chemistry from Shippensburg in December 2004.

PERSONAL: Is the son of Patty Duffy...worked for the Pennsylvania Department of Environmental Protection as a lab technician for two years as a junior and senior...also worked for Johnson & Johnson...Full name John Kuhn.



47 RONALD STANLEY LINEBACKER

HEIGHT- 6-0

WEIGHT- 244

COLLEGE- Michigan State

BORN- March 6, 1983

BIRTHPLACE- Saginaw, Michigan

HOW ACQUIRED- FA-'05

NFL EXPERIENCE- Rookie



COLLEGE: Reached double figures in tackles 14 times during his four-year career. **2004:** Led the Spartans in tackles (125 total) and ranked second in tackles for losses (9-for-33 yards)...reached the 100-tackle milestone each of the last two seasons (2003-04)...with seven stops vs. Hawaii in the season finale, moved into sixth place on MSU's all-time list with 368 career tackles...recorded a career-best 20 tackles, including two for losses (four yards), in the season opener at Rutgers. **2003:** Started 12 games at MIKE linebacker in 2003...suffered a hamstring injury vs. Iowa and sat out the next game vs. Indiana...ranked third on the team in tackles (career-best 101: 55 solos, 46 assists)...recorded six tackles for losses (15 yards), four pass break-ups and caused three fumbles...produced double figures in tackles five times...led the Spartans in tackles on three occasions...moved from outside to middle linebacker during spring drills. **2002:** Shared the Jim Adams Award, presented to the



team's unsung hero, with tight end Jason Randall...started 11 of 12 games at WILL linebacker in 2002...played 312.5 minutes...more than doubled his 2001 production, ranking second on the Spartans in tackles with 99 (61 solos, 38 assists)...produced a team-best nine tackles for losses (21 yards)...recorded at least one tackle for loss in six games...played as well as anyone during the second half of the season, averaging 12 tackles per game during a four-game stretch. **2001:** Named second-team Freshman All-American by *The Sporting News* and *Football News*...started 10 of 12 games as a true freshman at WILL linebacker in 2001...recorded 43 tackles (22 solos, 21 assists), including three for losses (6 yards)...produced a season-high seven stops vs. Purdue (2-5) and Notre Dame (4-3)...registered a tackle for loss in each of his last three regular-season games, including sacks in back-to-back games vs. Purdue and Penn State...forced two fumbles...majored in criminal justice.

PERSONAL: PrepStar All-American...ranked among the Midwest's top 100 prospects by *Tom Lemming* (No. 74) and *SuperPrep* (No. 98)...rated among the state's top 20 players by *Midwest Football Recruiting News* (No. 17), *Detroit Free Press* (No. 18) and *The Detroit News* (No. 20)...earned first-team all-state and All-Saginaw Valley Conference honors as a senior...recorded 113 tackles in 2000, including 13 for losses with three sacks...rushed for 1,106 yards and 15 touchdowns as a senior while helping Saginaw (Mich.) High School to a 12-1 record and a trip to the state semifinals...member of the 2000 state champion 4x100 relay team...ran a personal-best 10.8 in the 100 meters...high school and college teammate of former Detroit Lions WR Charles Rogers...is the son of Ronald and Janet Stanley...Full name: Ronald Stanley.



6 SHAUN SUISHAM PLACEKICKER

HEIGHT- 6-0

WEIGHT- 199

COLLEGE- Bowling Green

BORN- December 29, 1981

BIRTHPLACE- Wallaceburg, Ontario

HOW ACQUIRED- FA-'05

NFL EXPERIENCE- Rookie



COLLEGE: 2004: Second Team All-MAC...was 12th in the nation in scoring at 9.3 points per game...set the school record by scoring 361 points as a Falcon...also holds school mark with 45 career field goals after making a 37-yarder against Memphis in the GMAC Bowl...had 31 touchbacks...a Lou Groza Award semifinalist...set the all-time NCAA IA record for PATs made (226/233)...converted on 14-of-20 field goal opportunities...set a MAC record by making all 69 of his PAT attempts...the record for successful point-after tries in a season was 53...kicked a season long 52-yard field goal against Ohio. **2003:** Made 16 of 24 field goal attempts...made 56 of 60 PATs for the Falcons...made eight-of-nine PAT attempts vs. Liberty, in the process setting school career records in each category...set a school record by making all nine PATs vs. EKU...made a then career-long 47-yard field goal at Purdue. **2002:** Established new MAC and BGSU records by making 57 of 59 PATs...also made 12 of 14 field goal attempts...had a career-best three field goals against Missouri...had a career-long 43-yard effort against Tennessee Tech. **2001:** Made 44 of 45 extra point attempts on the year...longest field goal made was a 28 yard attempt at Marshall...made three of eight field goals in the year...ranked third on the team in scoring with 53 points. **2000:** Sat out the season due to injury, and was redshirted...enrolled at Bowling Green for the spring, 2000 semester, but suffered the injury on the first day of spring practice...majored in exercise specialist.

PERSONAL: Graduated from Wallaceburg Secondary...1999 conference offensive MVP...set school and Ontario field-goal records...was rated as the number-one kicker in Canada...is the son of Rick and Wendy Suisham...Full name: Shaun Christopher Suisham.



41 ZACH TUIASOSOPO

FULLBACK

HEIGHT- 6-2

WEIGHT- 249

COLLEGE- Washington

BORN- December 19, 1981

BIRTHPLACE- Woodinville, Wash.

HOW ACQUIRED- FA-'05

NFL EXPERIENCE- Rookie



COLLEGE: A four-time letter-winner...played his final two seasons at fullback after starting his UW career at outside linebacker...excellent blocker and ball carrier in short-yardage situations...also a reliable receiver who lined up at times as an outside receiver. **2004:** Presented the team's Guy Flaherty Award as its most inspirational player...voted as a team captain...suffered a broken leg against Notre Dame and missed the final eight games of the year...ran twice for 51 yards and caught five balls for 47 vs. Fresno State to start the season...receptions and receiving yardage were career highs...had a 50-yard run against Fresno State, the second longest of the season by any Husky...picked as the nation's No. 1 fullback in the *Sporting News* college football preview, a member of the preseason All-Pac-10 first team and billed as the "best blocking back" in the conference...a preseason All-American honorable mention at running back according to *Street & Smith's* magazine. **2003:** Honorable mention All-Pac-10 selection in 2003...played in 11 games and started eight times...rushed for 87 yards on 29 carries...scored two touchdowns...had 11 receptions for 132 yards...presented the KING-TV Most Improved Offensive Player Award and the Chuck Niemi Big Hit Award at 2003 team banquet. **2002:** Appeared in all 13 games in 2002 and started five times...moved to offense after having played outside linebacker in 2001...finished the season with 36 yards on 15 carries and 50 yards on six receptions. **2001:** Backed up both outside linebacker positions...made first-career start in Huskies' win over USC while junior Kai Ellis rehabilitated an injury to his knees...had a career-best nine tackles in the game, including one for loss...started four consecutive games before Ellis returned to the lineup at Arizona State...ranked sixth on the team with 41 tackles and three tackles for loss...also added a sack and two forced fumbles...was twice honored as coaches' special teams MVP for performances in punt and kickoff coverage against Arizona State and Washington State. **2000:** Redshirted...majored in history.

PERSONAL: Is the son of Tina and Manu Tuiaasosopo...father was an NFL defensive lineman for the Seattle Seahawks and San Francisco 49ers...younger brother of former Husky quarterback and current Oakland Raiders backup quarterback Marques Tuiaasosopo...rushed for 1,055 yards, and recorded 44 total tackles and seven sacks in 1999 as a senior at Woodinville (WA) High School...recorded 16 career sacks...named to the *Seattle Times*' All-State team at defensive end...named to the *Tacoma News-Tribune*'s "Western 100" team...named to the *Tacoma News-Tribune*'s "Northwest Nuggets" team...earned first-team honors with seven votes in *Long Beach Press Telegram*'s "Best in the West" poll...a member of the *Seattle Post-Intelligencer*'s "Elite 11" squad...honorable mention selection to *Orange County Register*'s "Fab 15" team...two-time Woodinville HS Defensive Player of the Year...Full name: Zach Tuiaasosopo.



60 JAKE VERSTRAETE

GUARD

HEIGHT- 6-6
WEIGHT- 313
COLLEGE- Northern Illinois
BORN- June 5, 1982
BIRTHPLACE- Atkinson, Illinois
HOW ACQUIRED- FA-'05
NFL EXPERIENCE- Rookie



COLLEGE: Finished Northern Illinois playing days with 41 consecutive starts (39 at RT and two at RG) and 2,927 snaps in 44 appearances (2001-04)...played on three MAC West Division co-championship teams (2001, 2002, 2004). **2004:** Selected First-Team All-MAC by conference head coaches for second straight season...opened year on Rotary Lombardi Award and Outland Trophy "watch lists" and preseason Honorable Mention *Street & Smith's College Football All-American*...picked for CoSIDA District V All-Academic squad and Mid-Am All-Academic unit...voted Northern Illinois quad-captain by peers (April 2004). **2003:** Named First-Team All-MAC by league coaches and Collegefootball.com, plus MAC All-Academic and CoSIDA District V All-Academic honors...won third letter with 12 starts at RT. **2002:** Received second letter with 829 overall snaps in 12 starts (11 at RT and one at RG)...ranked No. 2 in team "dominator" blocks (10)...began year as No. 1 RT...nominated for CoSIDA Academic All-American and cited as Huskie Scholar in Academic Excellence Program. **2001:** Earned first letter with 421 overall snaps in eight contests...started final five games (four at RT and one at RG)...made MAC Honor Roll...opened camp at No. 2 RG. **2000:** Redshirted...served as backup for last eight games...made travel squad three times...began career at No three RT...majored in Technology.

PERSONAL: Lettered in football, wrestling, and track at Geneseo J.D. Darnall (Illinois) high school...named team captain and MVP, First-Team All-NCIC All-Northeast Division, First-Team All-Area, Honorable Mention *City/Suburban Gridiron Report* All-State, Special Mention *Champaign News-Gazette* All-State, and First-Team IHSFCA Class 4A All State on 11-2 league champ and state playoff semifinalist as a senior...eight semester NCIC All-Academic pick and school Honor Roll student...Full name: Jake Verstraete.



40 GREG WARREN

LONG SNAPPER

HEIGHT- 6-3
WEIGHT- 252
COLLEGE- North Carolina
BORN- October 18, 1981
BIRTHPLACE- Goldsboro, N.C.
HOW ACQUIRED- FA-'05
NFL EXPERIENCE- Rookie



COLLEGE: Joined the team as a walk-on in 2000, but was awarded a scholarship in 2003...holds the UNC long jump (9'-3.5"), squat (500 lbs.), power clean (364) and bench press (360) records for specialists...earned "Elite Ram" status in the weight room...team co-captain. **2004:** Played in every game and did not have a bad snap all season...won the Athletic Director's Scholar-Athlete Award at Carolina's season-ending football banquet. **2003:** Handled all the deep snapping duties for the third consecutive season...played in all 12 games...played on 108 snaps, including a season-high 12 against Arizona State...had four



tackles on special teams. **2002:** Handled all deep snapping duties...played in all 12 games...played 95 snaps, including a season-high 14 at Arizona State...made three special teams tackles. **2001:** Handled all deep snapping duties...played in all 13 games, including the Peach Bowl...played 119 snaps...majored in exercise and sports science.

PERSONAL: Played four years of football and three years of track and field at Southern Wayne High School in Dudley, N.C...started for two years at center and deep snapper...competed in the shot put in track and field...All-Conference honorable mention in football as a senior...All-Conference honorable mention in the shot put...National Honor Society member...is the son of Robert and Debra Warren...has one younger brother...Full name: Gregory Robert Warren.



14 NATE WASHINGTON

WIDE RECEIVER

HEIGHT- 6-1

WEIGHT- 185

COLLEGE- Tiffin

BORN- August 28, 1983

BIRTHPLACE- Toledo, Ohio

HOW ACQUIRED- FA-'05

NFL EXPERIENCE- Rookie



COLLEGE: Holds eight individual Tiffin receiving records, including records for receptions in a game (13), yards in a game (299), receptions in a season (70), yards in a season (1,428), touchdowns in a season (16), receptions in a career (212), yards in a career (4,214), and touchdown receptions (47)...was a *Don Hansen's Football Gazette* Honorable Mention All-American...D2Football.com Second Team All-American...Dopke.com Second Team All-American...Independent Football Alliance Offensive Player of the Year...Independent Football Alliance First Team player...299 yards receiving with 3 touchdowns in 50-39 loss to Gannon...124 yards receiving with 3 touchdowns in 49-3 win over Butler...139 yards receiving with a touchdown against Edinboro...115 yards receiving with 3 touchdowns in 59-21 win over Alma College...197 yards receiving with 2 touchdowns in close loss to Nebraska Omaha...176 yards receiving with 3 touchdowns in 56-14 win over Ohio Dominican. **2004:** Finished the season with 1,428 yards receiving on 69 receptions over 11 games...averaged 129.8 yards receiving and 6.3 receptions per game... **2003:** Dopke.com Division II Second Team All-American...Independent Football Alliance First Team player. **2002:** D2Football.com Honorable Mention All-Northeast Division player...Independent Football Alliance First Team honoree...majored in Information System.

PERSONAL: Is the son of Lisa Washington and Fred Powell...has a brother Kenny Powell and two sisters, Tamika and Andrea Powell...was First team All City, First team All District, and Honorable Mention All-State at Scott High School in Toledo, Ohio...Full name: Nate Washington.



2005 STEELERS ALPHABETICAL ROSTER

No.	Name	Pos.	Ht.	Wt.	D.O.B	Exp.	College	Hometown	How Acq.	'04 GS/GP
5	Barr, Mike	P	6-3	230	12/8/78	1	Rutgers	Lynchburg, VA	FA-'05	0/0^
16	Batch, Charlie	QB	6-2	216	12/5/74	8	E. Michigan	Pittsburgh, PA	FA-'02	0/0#
49	Battaglia, Marco	TE	6-3	250	1/25/73	9	Rutgers	Queens, NY	FA-'05	0/0
36	Bettis, Jerome	RB	5-11	255	2/16/72	13	Notre Dame	Detroit, MI	T(SIL)-'96	15/6
65	Booker, Ulish	OT	6-6	309	8/14/79	1	Michigan State	West Haven, CT	FA-'05	0/0^
74	Bowman, Grant	DT	6-1	300	5/13/80	1	Michigan	Columbus, OH	FA-'04	0/0*
72	Brooks, Barrett	OT	6-4	325	5/5/72	10	Kansas State	Florissant, MO	FA-'03	5/0
71	Burr, Josh	OT	6-9	320	9/8/76	1	South Dakota	Dubuque, IA	FA-'02	N/A
23	Carter, Tyrone	S	5-8	190	3/31/76	6	Minnesota	Pompano Beach, FL	FA-'04	9/0
69	Claxton, Ben	C	6-2	288	7/30/80	1	Mississippi	Dublin, GA	FA-'05	0/0^
19	Cobb, Zamir	WR	5-11	182	6/11/81	1	Temple	Washington, DC	FA-'04	0/0#
21	Colclough, Ricardo	CB	5-11	186	4/18/82	2	Tusculum	Sumter, SC	D2-'00	16/0
15	Collins, Chris	WR	6-1	201	8/16/82	1	Mississippi	Gloster, MS	FA-'05	0/0^^
48	Cushing, Matt	FB	6-4	251	7/2/75	7	Illinois	South Bend, IN	FA-'03	16/0
62	Davis, Morgan	OT	6-6	313	8/7/80	R	Wisconsin	Barron, WI	FA-'05	N/A
25	Duff, Vontez	CB	5-11	204	3/8/82	1	Notre Dame	Copperas Cove, TX	FA-'04	0/0*
79	Essex, Trai	OT	6-4	324	12/5/82	R	Northwestern	Fort Wayne, IN	D3-'05	N/A
66	Faneca, Alan	OG	6-5	307	12/7/76	8	Louisiana State	New Orleans, LA	D1-'98	16/16
51	Farrior, James	LB	6-2	243	1/6/75	9	Virginia	Ettrick, VA	UFA (NYJ)-'02	16/16
50	Foote, Larry	LB	6-0	239	6/12/80	4	Michigan	Detroit, MI	D4-'02	16/16
45	Frazier, Andre	LB	6-5	234	6/29/82	R	Cincinnati	Cincinnati, OH	FA-'05	N/A
17	Gardocki, Chris	P	6-1	192	2/7/70	15	Clemson	Stone Mountain, GA	UFA-'04	16-0
11	Gibson, Fred	WR	6-4	202	10/26/81	R	Georgia	Waycross, GA	D4-'05	N/A
53	Haggans, Clark	LB	6-4	243	1/10/77	6	Colorado State	Torrance, CA	D5a-'00	13/13
98	Hampton, Casey	DT	6-1	325	9/3/77	5	Texas	Galveston, TX	D1-'01	6/6#
93	Harris, Elliott	DT	6-3	285	10/29/81	R	Arkansas	Marianna, AR	FA-'05	N/A
46	Harrison, Arnold	LB	6-3	236	9/20/82	R	Georgia	Augusta, GA	FA-'05	N/A
92	Harrison, James	LB	6-0	242	5/4/78	2	Kent State	Akron, OH	FA-'04	16/4
64	Hartings, Jeff	C	6-3	299	9/7/72	10	Penn State	St. Henry, OH	UFA (Det)-'01	16/16
34	Haynes, Verron	RB	5-9	222	2/17/79	4	Georgia	Bronx, NY	D5-'02	13/0
38	Herron, Noah	RB	5-11	224	4/3/82	R	Northwestern	Mattawan, MI	D7b-'05	N/A
76	Hoke, Chris	DT	6-3	296	4/6/76	5	BYU	Long Beach, CA	FA-'02	14/10
28	Hope, Chris	S	5-11	206	9/29/80	4	Florida State	Rock Hill, SC	D3-'02	16/16
61	Iorio, Joe	C	6-3	308	7/7/81	1	Penn State	Toledo, OH	FA-'05	0/0^
29	Iwuoma, Chidi	CB	5-8	184	2/19/78	5	California	Pasadena, CA	FA-'02	14/0
95	Jackson, Alonzo	LB	6-4	268	9/15/80	3	Florida State	Americus, GA	D2-'03	7/0
74	Jones, Jim	OG	6-3	319	1/27/78	2	Notre Dame	Chicago, IL	FA-'04	0/0*
99	Keisel, Brett	DE	6-5	285	9/19/78	4	BYU	Greybull, WY	D7b-'02	13/0
68	Kemoiatu, Chris	OG	6-3	344	1/4/83	R	Utah	Kahuka, HI	D6-'05	N/A
90	Kirschke, Travis	DT	6-3	298	9/6/74	9	UCLA	Highland Ranch, CO	UFA (SF)-'04	13/1
88	Kranchick, Matt	TE	6-7	260	12/13/79	2	Penn State	Carlisle, PA	D6b-'00	2/0
35	Kreider, Dan	FB	5-11	255	3/11/77	6	New Hampshire	Mount Joy, PA	FA-'00	16/9
57	Kriewaldt, Clint	LB	6-1	248	3/16/76	7	Wisc-Stevens Pt.	Shiocton, WI	UFA (Det)-'03	15/0
42	Kuhn, John	RB	6-0	255	9/9/82	R	Shippensburg	York, PA	FA-'05	N/A
31	Logan, Mike	DB	6-1	211	9/15/74	9	West Virginia	Pittsburgh, PA	UFA (Jax)-'01	3/0#
8	Maddox, Tommy	QB	6-4	219	9/2/71	9	UCLA	Hurst, TX	FA-'01	4/3
89	Mays, Lee	WR	6-2	193	9/18/78	4	Texas-El Paso	Houston, TX	D6-'02	16/1
20	McFadden, Bryant	CB	5-11	190	11/21/81	R	Florida State	Hollywood, FL	D2-'05	N/A
83	Miller, Heath	TE	6-5	256	10/22/82	R	Virginia	Swords Creek, VA	D1-'05	N/A
81	Morey, Sean	WR	5-11	200	2/26/76	4	Brown	Marshfield, MA	FA-'04	16/0



2005 STEELERS ALPHABETICAL ROSTER

No.	Name	Pos.	Ht.	Wt.	D.O.B	Exp.	College	Hometown	How Acq.	'04 GS/GP
96	Nua, Shaun	DE	6-5	280	5/22/81	R	BYU	Pago Pago, Samoa	D7a-'05	N/A
56	Okobi, Chukky	C/OG	6-1	318	10/18/78	5	Purdue	Pittsburgh, PA	D5-'01	16/0
39	Parker, Willie	RB	5-10	209	11/11/80	2	North Carolina	Clinton, NC	FA-'04	8/0
37	Patton, Janssen	S	5-11	191	4/15/82	1	Bowling Green	Stone Mountain, GA	FA-'05	0/0 ^a
43	Polamalu, Troy	S	5-10	212	4/19/81	3	Southern California	Roseburg, OR	D1-'03	16/16
55	Porter, Joey	OLB	6-3	250	3/22/77	7	Colorado State	Bakersfield, CA	D3a-'99	15/15
82	Randle El, Antwaan	WR	5-10	192	8/17/79	4	Indiana	Markham, IL	D2-'02	16/7
87	Rasby, Walter	TE	6-3	252	9/7/72	11	Wake Forest	Washington, NC	FA-'04	4/2
3	Reed, Jeff	K	5-11	232	4/9/79	4	North Carolina	Charlotte, NC	FA-'02	16/0
7	Roethlisberger, Ben	QB	6-5	241	3/2/81	2	Miami (OH)	Findlay, OH	D1-'04	14/13
44	Roper, Dedrick	LB	6-2	245	7/31/81	1	Northwood	Detroit, MI	FA-'05	0/0 [*]
54	Schneck, Mike	LS	6-0	237	8/4/77	7	Wisconsin	Whitefish Bay, WI	FA-'99	16/0
73	Simmons, Kendall	OG	6-3	319	3/11/79	4	Auburn	Ripley, MS	D1-'02	0/0
10	Simmons, Sam	WR	5-9	205	11/25/79	2	Northwestern	Kansas City, KS	FA-'05	0/0 ^a
91	Smith, Aaron	DE	6-5	298	4/9/76	7	Northern Colorado	Colo. Springs, CO	D4-'99	16/15
77	Smith, Marvel	OT	6-5	321	8/6/78	6	Arizona State	Oakland, CA	D2-'00	16/16
2	St. Pierre, Brian	QB	6-2	220	11/28/79	3	Boston College	Danvers, MA	D5-'03	1/0
22	Staley, Duce	RB	5-11	242	2/27/75	9	South Carolina	Columbia, SC	UFA (Phi)-'04	10/10
47	Stanley, Ronald	LB	6-0	244	3/6/83	R	Michigan St.	Saginaw, MI	FA-'05	N/A
78	Starks, Max	OT	6-8	337	1/10/82	2	Florida	Orlando, FL	D3-'04	10/0
33	Stuvaints, Russell	S	6-0	210	8/28/80	3	Youngstown State	McKeesport, PA	FA-'04	15/0
6	Suisham, Shaun	K	6-0	199	12/29/81	R	Bowling Green	Wallaceburg, Ont.	FA-'05	N/A ^a
69	Taylor, Eric	DE	6-2	305	12/14/81	1	Memphis	Winchester, TN	fa-'05	0/0 [*]
24	Taylor, Ike	CB	6-1	191	5/5/80	3	LA-Lafayette	Gretna, LA	D4-'03	13/1
26	Townsend, Deshea	CB	5-10	190	9/8/75	8	Alabama	Batesville, MS	D4a-'98	15/15
41	Tuiasosopo, Zach	FB	6-2	249	12/19/81	R	Washington	Woodinville, WA	FA-'05	N/A
84	Tuman, Jerame	TE	6-4	253	3/24/76	7	Michigan	Liberal, KS	FA-'03	16/16
60	Verstraete, Jake	OG	6-6	313	6/5/82	R	Northern Illinois	Atkinson, IL	FA-'05	N/A
67	von Oelhoffen, Kimo	DL	6-4	299	1/30/71	12	Boise State	Kaunakakai, HI	UFA (Cin)-'00	16/15
94	Wallace, Rian	LB	6-2	243	5/24/82	R	Temple	Pottstown, PA	D5-'05	N/A
40	Warren, Greg	LS	6-3	252	10/18/81	R	North Carolina	Goldsboro, NC	FA-'05	N/A
86	Ward, Hines	WR	6-0	215	3/8/76	8	Georgia	Forest Park, GA	D3b-'98	16/16
14	Washington, Nate	WR	6-1	185	8/28/83	R	Tiffin	Toledo, OH	FA-'05	N/A
27	Williams, Wille	CB	5-9	194	12/26/70	13	Western Carolina	Columbia, SC	UFA-'03 (Sea)	16/10
80	Wilson, Cedrick	WR	5-10	183	12/17/78	5	Tennessee	Memphis, TN	UFA(SF)-'05	15/15
18	Young, Walter	WR	6-4	220	12/7/79	2	Illinois	Park Forest, IL	FA-'04	0/0 [*]

COACHES: Bill Cowher, head coach; Dick LeBeau, defensive coordinator; Ken Whisenhunt, offensive coordinator; Russ Grimm, assistant head coach/offensive line coach; Bruce Arians, wide receivers; Keith Butler, linebackers coach; James Daniel, tight ends; Dick Hoak, running backs coach; Ray Horton, assistant, defensive backs; John Mitchell, defensive line coach; Darren Perry, defensive backs; Kevin Spencer, special teams coach; Mark Whipple, quarterbacks; Matt Raich, offensive assistant; Lou Spanos, defensive assistant.

* 2004 Practice squad

finished 2004 season on injured reserve

^aallocated to NFL Europe

2005 PITTSBURGH STEELERS POSITION ROSTER

No.	Name	Pos.	Ht.	Wt.	Age	Exp.	College	How Acquired
Quarterbacks (4)								
2	Brian St. Pierre	QB	6-2	220	11/28/79	3	Boston College	D5-'03
7	Ben Roethlisberger	QB	6-5	241	3/2/81	2	Miami (OH)	D1-'04
8	Tommy Maddox	QB	6-4	219	9/2/71	9	UCLA	FA-'01
16	Charlie Batch	QB	6-2	216	12/5/74	8	Eastern Michigan	FA-'03
Running Backs (9)								
22	Duce Staley	RB	5-11	242	2/27/75	9	South Carolina	UFA (Phi)-'04
34	Verron Haynes	RB	5-9	222	2/17/79	4	Georgia	D5-'02
35	Dan Kreider	FB	5-11	255	3/11/77	6	New Hampshire	FA-'00
36	Jerome Bettis	RB	5-11	255	2/16/72	13	Notre Dame	T(SIL)-'96
38	Herron, Noah	RB	5-11	224	4/3/82	R	Northwestern	D7b-'05
39	Willie Parker	RB	5-10	209	11/11/80	1	North Carolina	FA-'04
41	Zach Tuasosopo	FB	6-2	249	12/19/81	R	Washington	FA-'05
42	John Kuhn	RB	6-0	255	9/9/82	R	Shippensburg	FA-'05
48	Matt Cushing	FB	6-4	251	7/2/75	7	Illinois	FA-'03
Wide Receivers (16)								
10	Sam Simmons	WR	5-9	205	11/25/79	2	Northwestern	FA-'05
11	Fred Gibson	WR	6-4	202	10/26/81	R	Georgia	D4-'05
14	Nate Washington	WR	6-1	185	8/28/83	R	Tiffin	FA-'05
15	Chris Collins	WR	6-1	201	8/16/82	1	Mississippi	FA-'04
18	Walter Young	WR	6-4	220	12/7/79	3	Illinois	FA-'04
19	Zamir Cobb	WR	5-11	182	6/11/81	1	Temple	FA-'04
80	Cedrick Wilson	WR	5-10	183	12/17/78	6	Tennessee	UFA (SF)-'05
81	Sean Morey	WR	5-11	200	2/26/76	4	Brown	FA-'04
82	Antwaan Randle El	WR	5-10	192	8/17/79	4	Indiana	D2-'02
86	Hines Ward	WR	6-0	215	3/8/76	8	Georgia	D3b-'98
89	Lee Mays	WR	6-2	193	9/18/78	4	Texas-El Paso	D6-'02
49	Marco Battaglia	TE	6-3	250	9/18/78	9	Rutgers	FA-'05
83	Heath Miller	TE	6-5	256	10/22/80	R	Virginia	D1-'05
84	Jerame Tuman	TE	6-4	253	3/24/76	7	Michigan	FA-'03
87	Walter Rasby	TE	6-3	252	9/7/72	11	Wake Forest	FA-'04
88	Matt Kranchick	TE	6-7	260	12/13/79	1	Penn State	D6b-'04
Offensive Line (16)								
56	Chukky Okobi	C/OG	6-1	318	10/18/78	5	Purdue	D5-'01
60	Jake Verstraete	OG	6-6	313	6/5/82	R	Northern Illinois	FA-'05
61	Joe Iorio	C	6-3	308	7/7/81	1	Penn State	FA-'05
62	Morgan Davis	OT	6-6	313	8/7/80	R	Wisconsin	FA-'05
64	Jeff Harlings	C	6-3	299	9/7/72	10	Penn State	UFA (Det)-'01
65	Ulish Booker	OT	6-6	309	8/14/79	1	Michigan State	FA-'05
66	Alan Faneca	OG	6-5	307	12/7/76	8	Louisiana State	D1-'98
68	Chris Kemoeatu	OG	6-3	344	1/4/83	R	Utah	D6-'05
69	Ben Claxton	C	6-2	288	7/30/80	1	Mississippi	FA-'05
71	Josh Burr	OT	6-9	320	9/8/76	1	South Dakota	FA-'02
72	Barrett Brooks	OT	6-4	325	5/5/72	10	Kansas State	FA-'03
73	Kendall Simmons	OG	6-3	319	3/11/79	4	Auburn	D1-'02
74	Jim Jones	OG	6-3	319	1/27/78	1	Notre Dame	FA-'04
77	Marvel Smith	OT	6-5	321	8/6/78	6	Arizona State	D2-'00#
78	Max Starks	OT	6-8	337	1/10/82	2	Florida	D3-'04
79	Trai Essex	OT	6-4	324	12/5/82	R	Northwestern	D3-'05
Defensive Line (10)								
67	Kimo von Oelhoffen	DE	6-4	299	1/30/71	12	Boise State	UFA (Cin)-'00
69	Eric Taylor	DE	6-2	305	12/14/81	1	Memphis	FA-'04

74	Grant Bowman	DT	6-1	300	5/13/80	1	Michigan	FA-'04
76	Chris Hoke	DT	6-3	296	4/6/76	5	BYU	FA-'02
90	Travis Kirschke	DT	6-3	298	9/6/74	9	UCLA	FA (SF)-'04
91	Aaron Smith	DE	6-5	298	4/9/76	7	Northern Colorado	D4-'99
93	Elliott Harris	DT	6-3	285	10/29/81	R	Arkansas	FA-'05
96	Shaun Nua	DE	6-5	280	5/22/81	R	BYU	D7a-'05
98	Casey Hampton	DT	6-1	325	9/3/77	5	Texas	D1-'01
99	Brett Keisel	DE	6-5	285	9/19/78	4	BYU	D7b-'02

44	Dedrick Roper	LB	6-2	245	7/31/81	1	Northwood	FA-'04
45	Andre Frazier	LB	6-5	234	6/29/82	R	Cincinnati	FA-'05
46	Arnold Harrison	LB	6-3	236	9/20/82	R	Georgia	FA-'05
47	Ronald Stanley	LB	6-0	244	3/6/83	R	Michigan State	FA-'05
50	Larry Foote	LB	6-0	239	6/12/80	4	Michigan	D4-'02
51	James Farrior	LB	6-2	243	1/6/75	9	Virginia	UFA (NYJ)-'02
53	Clark Haggans	LB	6-4	243	1/10/77	6	Colorado State	D5a-'00
55	Joey Porter	LB	6-3	250	3/22/77	7	Colorado State	D3a-'99
57	Clint Kriewaldt	LB	6-1	248	3/16/76	7	Wisc-Stevens Point	UFA (Det)-'03
92	James Harrison	LB	6-0	242	5/4/78	2	Kent State	FA-'04
93	Ryan Wallace	LB	6-2	243	5/24/82	R	Temple	D5-'05
95	Alonzo Jackson	LB	6-4	268	9/15/80	3	Florida State	D2-'03

20	Bryant McFadden	CB	5-11	190	11/21/81	R	Florida State	D2-'05
21	Ricardo Colclough	CB	5-11	186	4/18/82	2	Tusculum	D2-'04
23	Tyrone Carter	S	5-8	190	3/31/76	6	Minnesota	FA-'04
24	Ike Taylor	CB	6-1	191	5/5/80	3	LA-Lafayette	D4-'03
25	Vontez Duff	CB	5-11	204	3/8/82	1	Notre Dame	FA-'04
26	Deshea Townsend	CB	5-10	190	9/8/75	8	Alabama	D4a-'98
27	Willie Williams	CB	5-9	194	12/26/70	13	Western Carolina	UFA (Sea.)-'03
28	Chris Hope	S	5-11	206	9/29/80	4	Florida State	D3-'02
29	Chidi Iwuoma	CB	5-8	184	2/19/78	5	California	FA-'02
31	Mike Logan	DB	6-1	211	9/15/74	9	West Virginia	UFA (Jax)-'01
33	Russell Stuvaints	S	6-0	210	8/28/80	2	Youngstown State	FA-'04
37	Janssen Patton	S	5-11	191	4/15/82	1	Bowling Green	FA-'05
43	Troy Polamalu	S	5-10	212	4/19/81	2	Southern California	D1-'03

3	Jeff Reed	K	5-11	232	4/9/79	3	North Carolina	FA-'02
5	Mike Barr	P	6-2	230	12/8/78	1	Rutgers	FA-'04
6	Shaun Suisham	K	6-0	199	12/29/81	R	Bowling Green	FA-'05
17	Chris Gardocki	P	6-1	192	2/7/70	14	Clemson	UFA-'04
40	Greg Warren	LS	6-3	252	10/18/81	R	North Carolina	FA-'05
54	Mike Schneek	LS	6-0	237	8/4/77	6	Wisconsin	FA-'99

Marco Battaglia.....(buh-TAG-lee-uh)
Ricardo Colclough.....(COKE-lee)
Trai Essex.....(TRAY)
Alan Faneca.....(FAN-eh-ka)
Clark Haggans.....(HAY-gins)
Verron Haynes.....(vuh-RON)
Noah Herron.....(HEH-run)
Chidi Iwuoma.....(CHEE-dee
eye-WO-ma)
Chris Kemoeatu.....(kay-moy-AH-too)
Travis Kirschke.....(KERSH-kev)

Matt Kranchick (CRAN-chick)
 Dan Kreider (cry-der)
 Clint Kriewaldt (KREE-walt)
 Sean Morey (more-EE)
 Chucky Okobi (Ah-Ko-bee)
 Troy Polamalu (Pole-uh-MAH-lu)
 Ben Roethlisberger (ROTH-lis-ber-ger)
 Russell Stuvaints (STU-vants)
 Jerame Tuman (Jeremy TOO-man)
 Kimo von Oelhoffen (KEE-moe von
 OHL-hoffen)



2005 Tentative Training Camp Depth Chart

OFFENSE

SE	LT	LG	C	RG	RT	TE
82 A. Randle El	77 M. Smith	66 A. Faneca	64 J. Hartings	73 K. Simmons	78 M. Starks	84 J. Tuman
80 C. Wilson	79 T. Essex	74 J. Jones	56 C. Okobi	68 C. Kemoealu	72 B. Brooks	83 H. Miller
11 F. Gibson	65 U. Booker	60 J. Verstraete	69 B. Claxton		71 J. Burr	87 W. Rasby
18 W. Young			61 J. Iorio		62 M. Davis	88 M. Kranchick
15 C. Collins						49 M. Battaglia
QB						
7 B. Roethlisberger						
8 T. Maddox						
16 C. Batch						
2 B. St. Pierre						
HB						
22 D. Staley						
36 J. Bellis						
34 V. Haynes						
39 W. Parker						
38 N. Herron						
FB						
35 D. Kreider						
48 M. Cushing						
41 Z. Tuiasosopo						
42 J. Kuhn						
FL						
86 H. Ward						
19 Z. Cobb						
89 L. Mays						
81 S. Morey						
10 S. Simmons						
14 N. Washington						


DEFENSE

LE	NT	RE
91 A. Smith	98 C. Hampton	67 K. von Oelhoffen
99 B. Keisel	76 C. Hoke	90 T. Kirschke
69 E. Taylor	74 G. Bowman	96 S. Nua
		93 E. Harris
LOLB		ROLB
53 C. Haggans	LILB	55 J. Porter
92 J. Harrison	50 J. Farrior	95 A. Jackson
45 A. Frazier	57 C. Kriewaldt	44 D. Roper
	46 A. Harrison	
	RILB	
	50 L. Foote	
	94 R. Wallace	
	47 R. Stanley	
LC		RC
27 W. Williams		26 D. Townsend
21 R. Colclough		24 I. Taylor
29 C. Iwuoma		20 B. McFadden
25 V. Duff		
	SS	FS
	43 T. Polamalu	28 C. Hope
	33 R. Stuvaints	31 M. Logan
	23 T. Carter	37 J. Patton

SPECIALISTS

P	PK	LS
17 C. Gardocki	3 J. Reed	54 M. Schneck
5 M. Barr	6 S. Suisham	40 G. Warren

2004 SEASON IN REVIEW





2004 Pittsburgh Steelers Final Regular-Season Statistics (15-1)

DATE	RESULT	OPPONENT	ATTN.
9/12	W 24-21	Oakland	60,147
9/19	L 13-30	at Baltimore	69,859
9/26	W 13-3	at Miami	72,225
10/3	W 28-17	Cincinnati	62,402
10/10	W 34-23	Cleveland	63,609
10/17	W 24-20	at Dallas	64,162
10/31	W 34-20	New England	64,737
11/7	W 27-3	Philadelphia	64,975
11/14	W 24-10	at Cleveland	73,703
11/21	W 19-14	at Cincinnati	65,780
11/28	W 16-7	Washington	63,707
12/5	W 17-16	at Jacksonville	76,877
12/12	W 17-6	New York Jets	63,581
12/18	W 33-30	at New York Giants	78,836
12/26	W 20-7	Baltimore	64,227
1/2	W 29-24	at Buffalo	73,414

TEAM STATISTICS

	Pitt.	Opp.
Total First Downs	310	248
Rushing	134	79
Passing	147	146
Penalty	29	23
3rd Down: Made/Att	94/219	63/193
3rd Down Pct.	42.9	32.6
4th Down: Made/Att	7/12	7/13
4th Down Pct.	58.3	53.8
Possession Avg.	34:00	26:01
Total Net Yards	5184	4134
Avg. Per Game	324.0	258.4
Total Plays	1012	882
Avg. Per Play	5.1	4.7
Net Yards Rushing	2464	1299
Avg. Per Game	154.0	81.2
Total Rushes	618	357
Net Yards Passing	2720	2835
Avg. Per Game	170.0	177.2
Sacked/Yards Lost	36/250	41/225
Gross Yards	2970	3060
Att./Completions	358/228	484/269
Completion Pct.	63.7	55.6
Had Intercepted	13	19
Punts/Average	67/43.0	79/42.7
Net Punting Avg.	67/37.4	79/36.3
Penalties/Yards	99/837	104/875
Fumbles/Ball Lost	20/8	28/13
Touchdowns	41	26
Rushing	16	8
Passing	20	14
Returns	5	4

Scoring	TD	Ru	Pa	Ret	PAT	FG	2PT	PTS
Reed	0	0	0	0	40/40	28/33	0	124
Bettis	13	13	0	0			0	78
Burress	5	0	5	0			0	30
Ward	5	1	4	0			0	30
Randle El	3	0	3	0			0	18
Tuman	3	0	3	0			0	18
Haynes	2	0	2	0			0	12
Riemersma	2	0	2	0			0	12
Farrior	1	0	0	1			0	6
Harrison	1	0	0	1			0	6
Kreider	1	0	1	0			0	6
Polamalu	1	0	0	1			0	6
Roethlisberger	1	1	0	0			0	6
Staley	1	1	0	0			0	6
Stuvaints	1	0	0	1			0	6
Townsend	1	0	0	1			0	6
Team	41	16	20	5	40/40	28/33	0	372
Opponents	26	8	14	4	24/24	23/27	1	251

SCORE BY PERIODS	Q1	Q2	Q3	Q4	OT	PTS
Team	123	90	47	112	0	372
Opponents	79	42	66	64	0	251

2-Pt. Conversions: Team 0-1, Opponents 1-2

SACKS: A. Smith 8.0, Porter 7.0, Haggans 6.0, Townsend 4.0, Farrior 3.0, Foote 3.0, Hoke 2.0, Colclough 1.5, Harrison 1.0, Kirschke 1.0, Polamalu 1.0, von Oelhoffen 1.0, Williams 1.0, Kriewaldt 0.5, Team 1.0.

Team: 41.0

Opponents: 36.0

2004 FINAL STATISTICS

Rushing	No.	Yds	Avg	Long	TD
Bettis	250	941	3.8	29	13
Staley	192	830	4.3	38	1
Haynes	55	272	4.9	18	0
Parker	32	186	5.8	58	0
Roethlisberger	56	144	2.6	20	1
Randle El	8	34	4.3	12	0
Ward	7	25	3.6	16t	1
Kreider	4	18	4.5	6	0
Maddox	9	15	1.7	10	0
Brown TM	1	2	2.0	2	0
St. Pierre	4	-3	-1.7	2	0
Team	618	2464	4.0	58	16
Opponents	357	1299	3.6	35	8

Receiving	No.	Yds	Avg	Long	TD
Ward	80	1004	12.6	58	4
Randle El	43	601	14.0	39	3
Burruss	35	698	19.9	48	5
Haynes	18	142	7.9	26	2
Kreider	10	75	7.5	13	1
Mays	9	137	15.2	46	0
Tuman	9	89	9.9	26	3
Riemersma	7	82	11.7	26t	2
Staley	6	55	9.2	21	0
Bettis	6	46	7.7	20	0
Rasby LG	5	52	10.4	13	0
Parker	3	16	5.3	12	0
Cushing	1	17	17.0	17	0
Morey	1	8	8.0	8	0
Team	228	2970	13.0	58	20
Opponents	269	3060	11.4	58t	14

Interceptions	No.	Yds	Avg	Long	TD
Polamalu	5	58	11.6	26t	1
Farrior	4	113	28.3	41	1
Townsend	4	54	13.5	39t	1
Hope	1	41	41.0	41	0
Scott	1	23	23.0	23	0
Porter	1	3	3.0	3	0
Foote	1	1	1.0	1	0
I. Taylor	1	0	0.0	0	0
Williams	1	0	0.0	0	0
Team	19	293	15.4	41	3
Opponents	13	190	14.6	51t	3

PUNTING	No.	Yds	Avg	Net	TB	In	Lg	BI
Gardocki	67	2879	43.0	37.4	6	24	61	0
Team	67	2879	43.0	37.4	6	24	61	0
Opponents	79	3375	42.7	36.3	7	26	63	0

PUNT RETURNS	Ret	FC	Yds	Avg	Lg	TD
Randle El	42	13	347	8.3	60	0
Colclough	1	0	13	13.0	13	0
Haynes	1	0	5	5.0	5	0
Team	44	13	365	8.3	60	0
Opponents	34	8	252	7.4	33	0

KICKOFF RETURNS	No.	Yds	Avg	Lg	TD
Colclough	26	566	21.8	48	0
Randle El	21	527	25.1	41	0
I. Taylor	11	184	16.7	22	0
Cushing	3	45	15.0	20	0
Kirschke	1	13	13.0	13	0
Team	62	1335	21.5	48	0
Opponents	74	1595	21.6	91t	1

FIELD GOALS	1-19	20-29	30-39	40-49	50+
Reed	1/1	8/9	12/13	5/8	2/2
Team	1/1	8/9	12/13	5/8	2/2
Opponents	0/0	7/8	11/12	5/6	0/1

J. Reed:

(42G)(48N)(40G,44N,45N,51G)(47G,26G)
 (51G)(19G,29G)(33N,42G,31G)(20G,24N)(32G)(33G,
 36G,32G)(37G)(34G)(33G,21G,36G,28G)(23G,40G)
 (22G,21G,31G,37G,33G)

Opponents:

(28G,38G)(35G,27G,34G)(34G)(34G)
 (24G,34G,46G)(47G,39G)(43G,25G)(33G)(31G)(1)
 (32N,20G,29G,36G,60N)(43G,41G)(22G)(44N)(37G,
 28N)

PASSING	Att	Cmp	Yds	Cmp%	Yds/Att	TD	TD%	Int	Int%	Lg	Sack/Lost	Rating
Roethlisberger	295	196	2621	66.4	8.88	17	5.8	11	3.7	58	30/213	98.1
Maddox	60	30	329	50.0	5.48	1	1.7	2	3.3	39	6/37	58.3
Bettis	1	1	10	100.0	10.00	1	100.0	0	0.0	10t	0/0	147.9
Randle El	1	1	10	100.0	10.00	1	100.0	0	0.0	10t	0/0	147.9
St. Pierre	1	0	0	0.0	0.00	0	0.0	0	0.0	0	0/0	39.6
Team	358	228	2970	63.7	8.30	20	5.6	13	3.6	58	36/250	93.2
Opponents	484	269	3060	55.6	6.32	14	2.9	19	3.9	58t	41/225	68.0

2004 FINAL DEFENSIVE STATISTICS

Player	U	A	Tot	Sack/ Yds.	Int	TFL	PD	FF	FR
James Farrior	82	37	119	3.0/22.0	4	0	8	4	3
Chris Hope	72	25	97	0.0/0.0	1	0	9	1	0
Troy Polamalu	66	31	97	1.0/7.0	5	0	12	0	0
Larry Foote	55	23	78	3.0/14.0	1	0	1	0	0
Joey Porter	45	18	63	7.0/51.0	1	0	6	3	0
Deshea Townsend	46	12	58	4.0/24.0	4	0	14	1	1
Willie Williams	38	19	57	1.0/6.0	1	0	7	0	0
Aaron Smith	39	15	54	8.0/46.0	0	0	0	3	2
Clark Haggans	30	15	45	6.0/15.0	0	0	0	2	1
Kimo von Oelhoffen	24	9	33	1.0/1.0	0	0	1	0	2
Chad Scott	23	8	31	0.0/0.0	1	0	9	0	0
Chris Hoke	20	7	27	2.0/10.0	0	0	0	0	0
James Harrison	17	8	25	1.0/3.0	0	0	4	0	1
Russell Stuvaints	16	2	18	0.0/0.0	0	0	3	0	1
Casey Hampton	10	7	17	0.0/0.0	0	0	0	0	0
Travis Kirschke	8	8	16	1.0/2.0	0	0	0	1	0
Ricardo Colclough	14	1	15	1.5/8.5	0	0	3	1	0
Ike Taylor	6	5	11	0.0/0.0	1	0	4	0	0
Kendrell Bell	7	2	9	0.0/0.0	0	0	0	0	0
Kendrick Clancy	5	1	6	0.0/0.0	0	0	0	0	0
Clint Kriewaldt	4	1	5	0.5/2.5	0	0	0	0	0
Tyrone Carter	3	0	3	0.0/0.0	0	0	1	0	0
Mike Logan	3	0	3	0.0/0.0	0	0	0	1	0
Alonzo Jackson	1	2	3	0.0/0.0	0	0	0	0	0
Brett Keisel	1	2	3	0.0/0.0	0	0	0	0	0
Ainsley Battles	1	0	1	0.0/0.0	0	0	0	0	0
TOTALS	639	259	898	41.0/212.0	19	0	81	17	11
OPPONENTS	753	358	1111	36.0/250.0	13	0	60	10	8



2004 SPECIAL TEAMS STATISTICS

Player	U	A	Tot	FF	FR	BL
Sean Morey	11	13	24	0	0	0
James Harrison	15	8	23	0	0	0
Clint Kriewaldt	9	8	17	1	0	0
Chidi Iwuoma	12	3	15	0	0	0
Russell Stuvaints	9	6	15	0	0	0
Verron Haynes	11	3	14	0	0	0
Ricardo Colclough	9	0	9	0	0	0
Ike Taylor	3	6	9	1	0	0
Tyrone Carter	4	3	7	0	0	0
Alonzo Jackson	4	3	7	0	0	0
Mike Logan	4	3	7	0	0	0
Brett Keisel	2	3	5	0	0	0
Matt Cushing	0	5	5	0	0	0
Troy Polamalu	3	1	4	0	0	0
Lee Mays	1	2	3	0	1	0
Larry Foote	0	3	3	0	1	0
Jeff Reed	2	0	2	0	0	0
Willie Williams	1	1	2	0	0	0
Chris Hope	1	1	2	0	0	0
Mike Schneck	0	1	1	0	0	0
Dan Kreider	0	0	0	0	1	0
TOTALS	101	73	174	2	3	0
OPPONENTS	97	31	128	6	2	0



2004 STARTING LINEUPS

OFFENSE

Opponent

Preseason

SE	LT	LG	C	RG	RT	TE	FL	QB	RB	FB
Burruss	M. Smith	Faneca	Hartings	Simmons	Ross	Riemersma	Ward	Maddox	Staley	Kreider
Burruss	M. Smith	Faneca	Hartings	Vincent	Ross	Tuman	Ward	Maddox	Bettis	Kreider
Burruss	M. Smith	Faneca	Hartings	Vincent	Ross	Tuman	Ward	Maddox	Staley	Kreider
Burruss	M. Smith	Jones	Hartings	Vincent	Ross	Tuman	Ward	Maddox	Bettis	Kreider
At Detroit (8/14)										
HOUSTON (8/21)										
At Philadelphia (8/25)										
CAROLINA (9/2)										

Regular Season

SE	LT	LG	C	RG	RT	TE	FL	QB	RB	FB
Burruss	M. Smith	Faneca	Hartings	Vincent	Ross	Tuman	Ward	Maddox	Staley	Kreider
Burruss	M. Smith	Faneca	Hartings	Vincent	Ross	Tuman	Ward	Maddox	Staley	Kreider
Burruss	M. Smith	Faneca	Hartings	Vincent	Ross	Tuman	Ward	Roethlisberger	Staley	Kreider
Burruss	M. Smith	Faneca	Hartings	Vincent	Ross	Tuman	Ward	Roethlisberger	Staley	Randle El (WR)
Burruss	M. Smith	Faneca	Hartings	Vincent	Ross	Tuman	Ward	Roethlisberger	Staley	Randle El (WR)
Burruss	M. Smith	Faneca	Hartings	Vincent	Ross	Tuman	Ward	Roethlisberger	Staley	Riemersma (TE)
Burruss	M. Smith	Faneca	Hartings	Vincent	Ross	Tuman	Ward	Roethlisberger	Staley	Kreider
Burruss	M. Smith	Faneca	Hartings	Vincent	Ross	Tuman	Ward	Roethlisberger	Bettis	Kreider
Burruss	M. Smith	Faneca	Hartings	Vincent	Ross	Tuman	Ward	Roethlisberger	Bettis	Randle El (WR)
Burruss	M. Smith	Faneca	Hartings	Vincent	Ross	Tuman	Ward	Roethlisberger	Bettis	Kreider
Burruss	M. Smith	Faneca	Hartings	Vincent	Ross	Tuman	Ward	Roethlisberger	Bettis	Kreider
Burruss	M. Smith	Faneca	Hartings	Vincent	Ross	Tuman	Ward	Roethlisberger	Bettis	Riemersma (TE)
Burruss	M. Smith	Faneca	Hartings	Vincent	Ross	Tuman	Ward	Roethlisberger	Staley	Kreider
Burruss	M. Smith	Faneca	Hartings	Vincent	Ross	Tuman	Ward	Roethlisberger	Staley	Riemersma (TE)
Burruss	M. Smith	Faneca	Hartings	Vincent	Ross	Tuman	Ward	Roethlisberger	Bettis	Kreider
Burruss	M. Smith	Faneca	Hartings	Vincent	Ross	Tuman	Ward	Roethlisberger	Bettis	Rasby (TE)
Burruss	M. Smith	Faneca	Hartings	Vincent	Ross	Tuman	Ward	Roethlisberger	Bettis	Rasby (TE)
Burruss	M. Smith	Faneca	Hartings	Vincent	Ross	Tuman	Ward	Roethlisberger	Staley	Mays (WR)
Burruss	M. Smith	Faneca	Hartings	Vincent	Ross	Tuman	Ward	Maddox		



DEFENSE

Opponent

Preseason

Opponent	LE	NT	RE	LOLB	LILB	RILB	ROLB	LCB	RCB	SS	FS
At Detroit (8/9)	A. Smith	Hampton	von Oelhoffen	Jackson	Farrior	Bell	Porter	Williams	Taylor	Logan	Polamalu
HOUSTON (8/21)	A. Smith	Hampton	von Oelhoffen	Jackson	Farrior	Footo	Porter	Scott	Townsend	Polamalu	Hope
At Philadelphia (8/26)	A. Smith	Hampton	von Oelhoffen	Jackson	Farrior	Footo	Porter	Scott	Townsend	Polamalu	Hope
CAROLINA (9/2)	A. Smith	Hampton	von Oelhoffen	Haggans	Farrior	Footo	Porter	Scott	Taylor	Polamalu	Hope

Regular Season

Opponent	LE	NT	RE	LOLB	LILB	RILB	ROLB	LCB	RCB	SS	FS
OAKLAND (9/12)	A. Smith	Hampton	von Oelhoffen	Haggans	Farrior	Footo	Porter	Scott	Townsend	Polamalu	Hope
At Baltimore (9/19)	A. Smith	Hampton	von Oelhoffen	Haggans	Farrior	Footo	Porter	Scott	Townsend	Polamalu	Hope
At Miami (9/26)	A. Smith	Hampton	von Oelhoffen	Haggans	Farrior	Footo	Porter	Scott	Townsend	Polamalu	Hope
CINCINNATI (10/3)	A. Smith	Hampton	von Oelhoffen	Haggans	Farrior	Footo	Porter	Scott	Townsend	Polamalu	Hope
CLEVELAND (10/10)	A. Smith	Hampton	von Oelhoffen	Haggans	Farrior	Footo	Porter	Scott	Townsend	Polamalu	Hope
At Dallas (10/17)	A. Smith	Hampton	von Oelhoffen	Haggans	Farrior	Footo	Porter	Scott	Townsend	Polamalu	Hope
NEW ENGLAND (10/31)	A. Smith	Hoke	von Oelhoffen	Haggans	Farrior	Footo	Porter	Williams	Townsend	Polamalu	Hope
PHILADELPHIA (11/7)	A. Smith	Hoke	von Oelhoffen	Haggans	Farrior	Footo	Porter	Williams	Townsend	Polamalu	Hope
At Cleveland (11/14)	A. Smith	Hoke	von Oelhoffen	Haggans	Farrior	Footo	Harrison	Williams	Townsend	Polamalu	Hope
At Cincinnati (11/21)	A. Smith	Hoke	von Oelhoffen	Haggans	Farrior	Footo	Porter	Williams	Townsend	Polamalu	Hope
WASHINGTON (11/28)	A. Smith	Hoke	von Oelhoffen	Haggans	Farrior	Footo	Porter	Williams	Townsend	Polamalu	Hope
At Jacksonville (12/5)	Kirschke	Hoke	Taylor (DB)	Haggans	Farrior	Footo	Porter	Williams	Townsend	Polamalu	Hope
N.Y. JETS (12/12)	A. Smith	Hoke	von Oelhoffen	Haggans	Farrior	Footo	Porter	Williams	Townsend	Polamalu	Hope
At N.Y. Giants (12/18)	A. Smith	Hoke	von Oelhoffen	Harrison	Farrior	Footo	Porter	Williams	Townsend	Polamalu	Hope
BALTIMORE (12/26)	A. Smith	Hoke	von Oelhoffen	Harrison	Farrior	Footo	Porter	Williams	Townsend	Polamalu	Hope
At Buffalo (1/2)	A. Smith	Hoke	von Oelhoffen	Harrison	Farrior	Footo	Porter	Williams	Scott	Polamalu	Hope

**GAME
1****STEELERS 24 RAIDERS 21
Sept. 12, 2004**

PITTSBURGH—A 42-yard field goal by Steelers kicker Jeff Reed, with seven seconds left in regulation, secured a 24-21 Steelers victory over the Oakland Raiders on Kickoff Weekend at Heinz Field.

Running back Jerome Bettis scored three one-yard touchdowns for the other Steelers points. It was only the second three-touchdown game of Bettis' career.

The Steelers took a 7-0 lead in the first quarter on Bettis' first touchdown, which concluded Pittsburgh's 15-play, 67-yard opening drive that utilized 8:31.

Outside linebacker Clark Haggans registered the first of his two sacks on the day, forcing a Rich Gannon fumble that was returned 49 yards by defensive end Aaron Smith to the Oakland 20-yard line. Bettis scored his second touchdown five plays later for a 14-0 Steelers lead.

The Raiders cut Pittsburgh's lead to 14-7 late in the second quarter on a 58-yard touchdown pass from Gannon to wide receiver Doug Gabriel. A 28-yard third-quarter field goal by Oakland kicker Sebastian Janikowski, pulled the Raiders within 14-10.

A 39-yard pass from Steelers quarterback Tommy Maddox to wide receiver Hines Ward set up Bettis' third touchdown of the game, giving Pittsburgh a 21-10 lead with 3:12 left in the third quarter.

Janikowski's 38-yard field goal in the fourth quarter made the score, 21-13. Gannon then connected with wide receiver Alvis Whitted for a 38-yard touchdown pass. A successful two-point conversion on another Gannon to Whitted completion tied the score at 21-21, with 4:41 remaining in the game.

The Steelers controlled possession for the remainder of the game, driving 54 yards on 10 plays to set up Reed's game-winning field goal.

Raiders	0	7	3	11	21
STEELERS	7	7	7	3	24

TEAM	Q	TIME	PLAY	DRIVE	SCORE
PIT	1	6:29	Bettis 1 run (Reed kick)	15-67; 8:31	7-0
PIT	2	11:08	Bettis 1 run (Reed kick)	5-20; 2:49	14-0
OAK	2	1:37	Gabriel 58 pass from Gannon (Janikowski kick)	1-48; 0:14	14-7
OAK	3	8:17	Janikowski 28 FG	13-67; 6:43	14-10
PIT	3	3:13	Bettis 1 run (Reed kick)	4-60; 1:47	21-10
OAK	4	10:32	Janikowski 38 FG	8-33; 2:40	21-13
OAK	4	4:51	Whitted 38 pass from Gannon (Gannon-Whitted pass)	7-64; 3:23	21-21
PIT	4	0:07	Reed 42 FG	7-64; 3:23	24-21

Attendance: 60,147

TEAM STATISTICS

	Raiders	Steelers
1st Downs	18 (4-13-1)	17 (9-7-1)
3rd Downs	5-14 (36%)	6-12 (50%)
4th Downs	2-2 (100%)	0-0 (0%)
Total Net Yards	358	237
Plays-Avg.	62-5.8	57-4.2
Rushing Yards	61	107
Att.-Avg.	22-2.8	33-3.2
Passing Yards	297	130
Sacked by Opp.	3-8	2-12
Pass-Att.-Comp.	37-20-2	22-13-0
Punts-Avg.	3-44.0	6-43.5
Penalties	5-31	3-20
Fumbles-Lost	5-2	2-1
Time of Pos.	30:43	29:17

INDIVIDUAL STATISTICS

RUSHING: Oak. — Wheatley 11-24; Fargas 7-17; Crockett 2-10; Redmond 1-7; Gabriel 1-3. Pit. — Staley 24-91; Maddox 3-13; Haynes 1-2; Bettis 5-1.

PASSING: Oak. — Gannon 37-20-2, 305, 2 TD. Pit. — Maddox 22-13-0, 142.

RECEIVING: Oak. — Porter 4-44; Gabriel 3-81, 1 TD; Redmond 3-29; Rice 2-22; Fargas 2-19; Whitted 1-38, 1 TD; Wheatley 1-20; Jolley 1-19; Anderson 1-13; Curry 1-12; Crockett 1-8. Pit. — Ward 7-99; Burrell 1-13; Riemersma 1-12; Randle El 1-11; Tuman 1-6; Staley 1-3; Haynes 1-(-2).

**GAME
2****RAVENS 30 STEELERS 13**
Sept. 19, 2004

BALTIMORE—The Steelers dropped to 1-1 after losing to the Baltimore Ravens, 30-13, at M&T Bank Stadium.

Steelers wide receiver Hines Ward had one of the best games of his career, catching six passes for 151 yards (25.2 avg.) and one touchdown. Rookie quarterback Ben Roethlisberger saw his first NFL action in the third quarter in relief of injured starter Tommy Maddox and completed 12-of-20 passes for 176 yards, two touchdowns and two interceptions.

Baltimore took a 7-0 lead on the game's opening possession on a three-yard touchdown run by running back Jamal Lewis, that capped an 11-play, 90-yard drive.

Ravens kicker Matt Stover increased Baltimore's lead to 13-0 in the second quarter on field goals of 35 and 27 yards.

The Steelers suffered an even bigger blow early in the third quarter when quarterback Tommy Maddox was sacked by Ravens cornerback Gary Baxter, who forced a fumble and injured Maddox's right elbow on the play. The fumble led to a one-yard touchdown by Jamal Lewis and a 20-0 Baltimore lead.

The sack also knocked Maddox out of the game for good, forcing Roethlisberger to see his first NFL action.

On his second drive, Roethlisberger completed a 58-yard pass to Ward that went through Baltimore safety Ed Reed's hands. Ward was tackled at the Ravens' three-yard line. Two plays later, Roethlisberger completed a three-yard touchdown pass to wide receiver Antwaan Randle El, making the score 20-7.

Stover's 34-yard field goal on the ensuing drive gave Baltimore a 23-7 lead.

Roethlisberger responded by leading the Steelers on a nine-play, 70-yard scoring drive, making the score 23-13 on a 12-yard Roethlisberger touchdown pass to Ward. Pittsburgh tried to pull within eight, but was unsuccessful on its two-point conversion attempt.

Roethlisberger was picked off on the Steelers' next drive by Ravens cornerback Chris McCalister, who returned it 51 yards for a touchdown to make the final score, 30-13.

STEELERS		0	0	0	13	13
Ravens		7	6	7	10	30
TEAM	Q	TIME	PLAY	DRIVE	SCORE	
BAL	1	8:58	Lewis 3 run (Stover kick)	11-90; 6:02	0-7	
BAL	2	11:35	Stover 35 FG	7-22; 3:43	0-10	
BAL	2	0:18	Stover 27 FG	5-13; 1:29	0-13	
BAL	3	11:59	Lewis 1 run (Stover kick)	1-1; 0:03	0-20	
PIT	4	13:04	Randle El 3 pass from Roethlisberger (Reed kick)	5-59; 2:29	7-20	
BAL	4	8:29	Stover 34 FG	10-64; 4:35	7-23	
PIT	4	8:29	Ward 12 pass from Roethlisberger (pass failed)	9-70; 2:19	13-23	
BAL	4	2:56	McCalister 51 interception return	—; —	13-30	

TEAM STATISTICS

	Steelers	Ravens
1st Downs	16 (5-10-1)	15 (8-6-1)
3rd Downs	3-13 (23%)	5-16 (31%)
4th Downs	0-0 (0%)	0-0 (0%)
Total Net Yards	310	259
Plays-Avg.	62-5.0	61-4.2
Rushing Yards	93	172
Att.-Avg.	25-3.7	41-4.2
Passing Yards	217	87
Sacked by Opp.	4-26	2-11
Pass-Att.-Comp.	33-16-2	18-10-0
Punts-Avg.	7-40.9	7-42.0
Penalties	9-75	10-123
Fumbles-Lost	1-1	0-0
Time of Pos.	26:52	33:08

INDIVIDUAL STATISTICS

RUSHING: Pit. — Staley 16-57; Haynes 7-34; Maddox 1-1; Randle El 1-1. Bal. — C. Taylor 9-76; Lewis 24-62, 2 TD; Boller 8-34.

PASSING: Pit. — Roethlisberger 20-12-2, 176, 2 TD; Maddox 13-4-0, 67. Bal. — Boller 18-10-0, 98.

RECEIVING: Pit. — Ward 6-151; Randle El 3-29; Burress 2-30; Haynes 2-6; Riemersma 1-10; Staley 1-9; Mays 1-8. Bal. — Heap 3-27; Hymes 3-24; Johnson 2-32; Jones 1-11; Wilcox 1-4.


**GAME
3**
STEELERS 13 DOLPHINS 3
Sept. 26, 2004


MIAMI —The Steelers improved their record to 2-1 after defeating the Miami Dolphins, 13-3, at Pro Player Stadium.

Rookie quarterback Ben Roethlisberger battled a tough Dolphins defense and a driving rainstorm to help win his first game as a starter. Roethlisberger threw his third touchdown of the season and completed 12-of-22 passes for 163 yards and a 74.6 passer-rating.

The Steelers defense set the tone for the game early by forcing Dolphins turnovers on each of Miami's first three possessions.

Free safety Chris Hope forced a Miami fumble that was recovered by linebacker James Farrior on the game's opening possession. However, Roethlisberger threw an interception on Pittsburgh's first offensive play and the Dolphins regained possession.

Steelers' cornerback Deshaea Townsend intercepted his second pass of the season on Miami's next drive. A 42-yard pass from Roethlisberger to wide receiver Plaxico Burress three plays later, set up kicker Jeff Reed's 40-yard field goal for a 3-0 Steelers lead.

Second-year safety Troy Polamalu intercepted the first pass of his career on the Dolphins third possession, however, Pittsburgh couldn't capitalize on the turnover and the score remained 3-0 at the half.

Reed, who missed a 45-yard field-goal attempt at the end of the first half, made up for it by tying his career-long with a 51-yard field goal to make the score, 6-0, midway through the third quarter.

The Dolphins made the score 6-3 when kicker Olindo Mare booted a 34-yard field goal early in the fourth quarter.

Roethlisberger responded by leading Pittsburgh on a seven-play, 61-yard drive that ended with a spectacular diving catch for a seven-yard touchdown reception by wide receiver Hines Ward. The touchdown was Ward's second of the season and gave the Steelers a 13-3 lead with 6:16 remaining in the game.

The Dolphins tried to rally on their next possession, but Steelers outside linebacker Joey Porter registered his first sack of the season, forcing a fumble that was also recovered by Farrior to end Miami's hopes of a comeback.

STEELERS		3	0	3	7	13
Dolphins		0	0	0	3	3
TEAM	Q	TIME	PLAY	DRIVE		SCORE
PIT	1	8:09	Reed 40 FG	8-58; 4:07		3-0
PIT	3	8:02	Reed 51 FG	6-14; 2:18		6-0
MIA	4	13:25	Mare 34 FG	13-44; 5:30		6-3
PIT	4	6:16	Ward 7 pass from Roethlisberger (Reed kick)	7-61; 4:08		13-3

Attendance: 72,225

TEAM STATISTICS			INDIVIDUAL STATISTICS	
	Steelers	Dolphins	RUSHING: Pit. — Staley 22-101; Haynes 7-34; Beltis 7-12; Randle EI 1-4; Roethlisberger 1-1. Mia. — Henry 21-41; Gordon 4-10; Feeley 4-1.	
1st Downs	15 (5-8-2)	13 (4-7-2)	PASSING: Pit. — Roethlisberger 22-12-1, 163, 1 TD. Mia. — Feeley 27-13-2, 137.	
3rd Downs	5-16 (31%)	3-11 (27%)	RECEIVING: Pit. — Ward 9-96, 1 TD; Burress 2-60; Randle EI 1-7. Mia. — McMichael 5-51; Lee 3-16; Thompson 2-47; Chambers 2-15; Booker 1-8.	
4th Downs	1-2 (50%)	0-1 (0%)		
Total Net Yards	314	169		
Plays-Avg.	61-5.1	59-4.2		
Rushing Yards	153	52		
Att.-Avg.	38-4.0	29-1.8		
Passing Yards	161	117		
Sacked by Opp.	1-2	3-20		
Pass-Att.-Comp.	22-12-1	27-13-2		
Punts-Avg.	6-44.8	6-38.2		
Penalties	11-103	6-33		
Fumbles-Lost	0-0	5-2		
Time of Pos.	34:11	25:49		



GAME 4

STEELERS 28 BENGALS 17

Oct. 3, 2004



PITTSBURGH—The Steelers improved their record to 3-1 by defeating the Cincinnati Bengals, 28-17, at Heinz Field.

Pittsburgh received major contributions from their two most recent first-round draft picks, as the team remained in first place in the AFC North.

Rookie quarterback Ben Roethlisberger completed 17-of-25 passes for 174 yards, one touchdown and a 101.1 passer-rating in his first start in front of the home crowd. Roethlisberger is now 2-0 as a starting quarterback.

2003 first-round pick, strong safety Troy Polamalu made an acrobatic interception and an even more spectacular 26-yard return for a touchdown in the fourth quarter to clinch the game for the Steelers.

Cincinnati took a 7-0 lead in the first quarter on a two-yard touchdown catch by fullback Jeremi Johnson.

Pittsburgh running back Duce Staley, who rushed for 123 yards on 25 carries, helped put the Steelers in position to tie the game at 7-7 on a two-yard touchdown run by Jerome Bettis. The touchdown was Bettis' fourth of the season.

Running back Verron Haynes scored his first NFL touchdown and gave the Steelers a 14-7 lead in the second quarter on an 11-yard pass from Roethlisberger. It was Roethlisberger's fourth touchdown pass of the season.

The Bengals tightened the score later in the second quarter when kicker Shayne Graham booted a 34-yard field goal to make the score, 14-10. Cincinnati took their second lead of the game when running back Rudi Johnson scored on a two-yard touchdown run in the third quarter to give the Bengals a 17-14 lead.

Roethlisberger responded by leading Pittsburgh on a 13-play, 89-yard touchdown drive that gave the Steelers a 21-17 lead on Bettis' one-yard touchdown run, his team-leading fifth of the season.

The Steelers forced Cincinnati quarterback, Carson Palmer to throw his only two interceptions of the game on the Bengals' final two possessions.

Polamalu's interception return for a touchdown provided the game's final points with 2:03 left in the game. Steelers' cornerback Chad Scott intercepted Palmer on the Cincinnati's final drive to end the Bengals' hopes for a last-minute victory.

Bengals		7	3	7	0	17
STEELERS		7	7	0	14	28
TEAM	Q	TIME	PLAY	DRIVE	SCORE	
CIN	1	8:36	J. Johnson 2 pass from Palmer (Graham kick)	6-27; 3:03	0-7	
PIT	1	5:53	Bettis 2 run (Reed kick)	5-54; 2:43	7-7	
PIT	2	14:13	Haynes 11 pass from Roethlisberger (Reed kick)	11-80; 5:32	14-7	
CIN	2	6:51	Graham 34 FG	5-32; 1:48	14-10	
CIN	3	8:35	R. Johnson 2 run (Graham kick)	14-71; 6:25	14-17	
PIT	4	9:03	Bettis 1 run (Reed kick)	13-89; 6:41	21-17	
PIT	4	2:03	Polamalu 26 interception return (Reed kick)	—; —	28-17	

Attendance: 62, 402

TEAM STATISTICS

	Bengals	Steelers
1st Downs	22 (7-13-2)	23 (11-10-2)
3rd Downs	7-15 (47%)	5-10 (50%)
4th Downs	0-0 (0%)	0-0 (0%)
Total Net Yards	293	333
Plays-Avg.	65-4.5	66-5.0
Rushing Yards	137	165
Att.-Avg.	27-5.1	40-4.1
Passing Yards	156	168
Sacked by Opp.	1-8	1-6
Pass-Att.-Comp.	37-20-2	25-17-0
Punts-Avg.	6-35.5	5-45.4
Penalties	5-46	7-90
Fumbles-Lost	1-1	4-2
Time of Pos.	28:08	31:52

INDIVIDUAL STATISTICS

RUSHING: Cin. — R. Johnson 24-123, 1 TD; Russell 1-13; Palmer 1-1; Watson 1-0. Pit. — Staley 25-123; Haynes 2-15; Ward 1-10; Bettis 6-9, 2 TD; Randle El 2-6; Roethlisberger 4-2.

PASSING: Cin. — Palmer 37-20-2, 164, 1 TD. Pit. — Roethlisberger 25-17-0, 174, 1 TD.

RECEIVING: Cin. — Houshmand-zadeh 6-53; C. Johnson 4-54; J. Johnson 3-6, 1 TD; Perry 2-24; Watson 2-17; Washington 1-6; Kelly 1-4; Stewart 1-0. Pit. — Ward 6-48; Burrell 4-69; Haynes 4-25, 1 TD; Randle El 2-24; Riemersma 1-8.


**GAME
5**
STEELERS 34 BROWNS 23
Oct. 10, 2004


PITTSBURGH — The Cleveland Browns defeated the Steelers, 33-13, in front of 64,595 fans, the largest regular-season crowd in Heinz Field history.

The Steelers were dominated in all areas of the game, losing their first game to an AFC North opponent since the NFL realigned prior to the 2002 season. The loss ended a streak of nine straight division wins and five consecutive regular-season wins versus Cleveland.

The Steelers did not score first and allowed their opponent to score on their opening drive for the first time this season.

Cleveland received the opening kickoff and took an early 7-0 lead on a six-yard touchdown catch by wide receiver Andre' Davis. A 19-yard field goal by Cleveland kicker Phil Dawson increased the Browns lead to 10-0 in the first quarter.

A muffed punt return by Cleveland's Dennis Northcutt was recovered by Pittsburgh linebacker Clint Kriewaldt, setting up Jeff Reed's 30-yard field goal, which pulled the Steelers within 10-3.

However, a 69-yard kickoff return on the ensuing kick led to a nine-yard touchdown catch by Cleveland's Kevin Johnson. Steelers nose tackle Casey Hampton blocked the extra point, and Pittsburgh trailed 16-3.

The Steelers scored their only touchdown of the game and pulled to within 16-10 in the second quarter on a one-yard run by Jerome Bettis. But the Browns instantly responded when Cleveland quarterback Tim Couch scrambled nine yards for a touchdown and a 23-10 halftime lead.

The Browns increase their lead to 30-10 early in the third quarter when Cleveland cornerback Daylon McCutcheon intercepted Tommy Maddox and returned it 75 yards for a score.

Pittsburgh safety Brent Alexander's first interception of the season set up Reed's 37-yard field goal that pulled the Steelers to within 30-13. But a 22-yard fourth quarter field goal by Dawson made the final score, 33-13.

Browns		10	13	7	3	33
STEELERS		0	10	3	0	13
TEAM	Q	TIME	PLAY	DRIVE	SCORE	
CLE	1	9:07	Davis 6 pass from Couch (Dawson kick)	10-81; 5:53	0-7	
CLE	1	5:46	Dawson 19 FG	6-19; 2:33	0-10	
PIT	2	14:56	Reed 30 FG	4-9; 1:29	3-10	
CLE	2	12:44	Johnson 9 pass from Couch (kick blocked)	4-23; 2:12	3-16	
PIT	2	3:17	Bettis 1 run (Reed kick)	6-64; 2:37	10-16	
CLE	2	0:06	Couch 9 run (Dawson kick)	9-78; 3:11	10-23	
CLE	3	9:30	McCutcheon 75 interception return (Dawson kick)	—, —	10-30	
PIT	3	2:56	Reed 37 FG	8-22; 2:21	13-30	
CLE	4	9:32	Dawson 22 FG	11-51; 5:38	13-33	

Attendance: 64,595

TEAM STATISTICS			INDIVIDUAL STATISTICS	
	Browns	Steelers	RUSHING: Cle. — Green 33-115; Couch 4-11, 1 TD; Morgan 1-1; Faine 1-0; White 1-(-3). Pit. — Zereoue 13-38; Batch 1-11; Bettis 3-8, 1 TD; Randle El 1-3.	
1st Downs	22(8-12-2)	11 (3-7-1)	PASSING: Cle. — Couch 25-20-1, 208, 2 TD. Pit. — Maddox 24-11-2, 136; Batch 6-3-0, 25.	
3rd Downs	7-13 (54%)	1-11 (9%)	RECEIVING: Cle. — Northcutt 5-58; Morgan 4-51; Davis 3-32, 1 TD; Johnson 3-20, 1 TD; Heiden 2-30; Sanders 1-6; King 1-6; Green 1-5. Pit. — Zereoue 7-57; Randle El 3-25; Ward 2-55; Burress 1-19; Tuman 1-5.	
4th Downs	0-0 (0%)	0-1 (0%)		
Total Net Yards	324	209		
Plays-Avg.	66-4.9	51-4.1		
Rushing Yards	124	60		
Att.-Avg.	40-3.1	18-3.3		
Passing Yards	200	149		
Sacked by Opp.	1-8	3-13		
Pass-Att.-Comp.	25-20-1	30-14-2		
Punts-Avg.	4-42.3	5-42.8		
Penalties	2-10	10-62		
Fumbles-Lost	2-1	2-1		
Time of Pos.	37:28	22:32		

**GAME
6****STEELERS 24 COWBOYS 20**
Oct. 17, 2004

IRVING, Texas—The Steelers came from behind to defeat the Dallas Cowboys in dramatic fashion, 24-20, giving Pittsburgh its fourth straight win and improving the team's record to 5-1.

Rookie quarterback Ben Roethlisberger remained undefeated (4-0) as a starter after completing 21-of-25 passes for 193 yards, two touchdowns and a 125.5 passer-rating against the Cowboys. He completed his final 11 passes of the game and was eight-of-eight in the fourth quarter, while helping the Steelers erase a 10-point fourth-quarter deficit.

Pittsburgh trailed 7-0 after Dallas scored on a 21-yard touchdown run by fullback Richie Anderson on the game's opening drive.

The Steelers responded on their first possession by driving 75 yards on seven plays as Roethlisberger connected with wide receiver Plaxico Burress for a five-yard touchdown pass that tied the game at 7-7.

Steelers kicker Jeff Reed tied a personal record for the second time this season when he kicked a 51-

yard field goal with 4:37 remaining in the second quarter to give Pittsburgh a 10-7 lead.

Dallas tied the game at 10-10 before halftime on a 47-yard field goal by kicker Billy Cundiff. Cundiff's 39-yard field goal in the third quarter enabled the Cowboys to regain the lead, 13-10. Dallas took a 20-10 lead late in the third quarter when quarterback Vinny Testaverde connected with wide receiver Keyshawn Johnson for a 22-yard touchdown pass.

Roethlisberger took over the game on Pittsburgh's next possession, completing seven-of-seven passes for 55 yards and a touchdown. His seven-yard touchdown pass to tight end Jerame Tuman, was Tuman's first touchdown of the season, and pulled Pittsburgh within 20-17 with 11:48 left in the game.

A Testaverde fumble with 2:36 remaining was recovered by defensive end Kimo von Oelhoffen and returned 21 yards to the Dallas 24-yardline.

Five plays later, running back Jerome Bettis ran left and scored the winning touchdown. The touchdown was Bettis' team-leading seventh of the season.

STEELERS	7	3	0	14	24
Cowboys	7	3	10	0	20
TEAM	Q	TIME	PLAY	DRIVE	SCORE
DAL	1	9:14	Anderson 21 run (Cundiff kick)	11-75; 5:46	0-7
PIT	1	5:22	Burress 5 pass from Roethlisberger (Reed kick)	7-75; 3:52	7-7
PIT	2	4:37	Reed 51 FG	7-32; 4:13	10-7
DAL	2	0:15	Cundiff 47 FG	10-56; 1:24	10-10
DAL	3	5:38	Cundiff 39 FG	12-55; 6:02	10-13
DAL	3	2:57	Johnson 22 pass from Testaverde (Cundiff kick)	3-68; 1:14	10-20
PIT	4	11:48	Tuman 7 pass from Roethlisberger (Reed kick)	11-74; 6:09	17-20
PIT	4	0:30	Bettis 2 run (Reed kick)	5-24; 1:50	24-20

Attendance: 64,162

TEAM STATISTICS

	Steelers	Cowboys
1st Downs	21 (6-14-1)	20 (7-12-1)
3rd Downs	2-8 (25%)	6-13 (46%)
4th Downs	0-0 (0%)	0-0 (0%)
Total Net Yards	297	348
Plays-Avg.	57-5.2	62-5.6
Rushing Yards	125	100
Att.-Avg.	29-4.3	21-4.8
Passing Yards	172	248
Sacked by Opp.	3-21	5-36
Pass-Att.-Comp.	25-21-0	36-23-0
Punts-Avg.	5-43.0	4-50.3
Penalties	6-45	5-30
Fumbles-Lost	1-0	3-1
Time of Pos.	32:44	27:16

INDIVIDUAL STATISTICS

RUSHING: Pit. — Staley 18-93; Randle El 3-11; Bettis 5-8, 1 TD; Roethlisberger 2-8; Kreider 1-5. Dal. — Anderson 6-54, 1 TD; George 10-28; Johnson 1-13; Ward 1-11; Lee 2-(-3); Glenn 1-(-3).

PASSING: Pit. — Roethlisberger 25-21-0, 193, 2 TD. Dal. — Testaverde 36-23-0, 284, 1 TD.

RECEIVING: Pit. — Ward 6-76; Tuman 4-21, 1 TD; Burress 3-48, 1 TD; Riemersma 2-24; Staley 2-13; Randle El 1-11. Dal. — Glenn 7-140; Johnson 6-61, 1 TD; Witten 5-39; Anderson 3-18; Bryant 1-22; George 1-4.


**GAME
7**
**STEELERS 34 PATRIOTS 20
Oct. 31, 2004**


PITTSBURGH—The Steelers improved their record to 4-1 and maintained sole possession of first place in the AFC North, by defeating the Cleveland Browns, 34-23, at Heinz Field.

Ben Roethlisberger became the first rookie quarterback to begin his career 3-0 in his rookie season since Ed Rubbert of the Washington Redskins in 1987. Roethlisberger completed 16-of-21 passes for a career-high 231 yards, one touchdown and a 107.4 passer-rating.

Steelers running back Duce Staley gained 117 yards and scored a touchdown on 21 carries (5.6 avg.), becoming the first Steeler to rush for 100 yards in three straight games since Jerome Bettis in 2001.

Pittsburgh took a 7-0 lead on a 25-yard touchdown run by Staley, his first as a Steeler. Cleveland tied the game at 7-7 when a Roethlisberger pass, which went through the hands of wide receiver Antwaan Randle El, was intercepted and returned 20 yards for a touchdown by Browns' safety Chris Croker.

A six-yard run by Roethlisberger helped Pittsburgh regain the lead at 14-7 later in the first quarter. The teams then traded field goals to make the score 17-10 early in the second quarter.

Roethlisberger completed a 37-yard touchdown pass to wide receiver Plaxico Burress later in the second period to increase the Steelers' lead to 24-10.

Pittsburgh led, 27-13, in the third quarter when Jerome Bettis scored on a three-yard touchdown run to increase the Steelers' lead to 34-13. It was Bettis' team-leading sixth touchdown run of the season.

Cleveland scored 10 points on a 46-yard field goal by kicker Phil Dawson and seven-yard touchdown catch by wide receiver Andre' Davis, making the score 34-23. However, the Browns' chances for a comeback victory ended late in the fourth quarter when linebacker Clark Haggans recovered a fumbled snap by Cleveland quarterback Jeff Garcia.

Browns		10	3	3	7	23	
STEELERS		14	13	7	0	34	
TEAM	Q	TIME	PLAY		DRIVE		SCORE
PIT	1	13:40	Staley 25 run (Reed kick)		3-41; 1:20		7-0
CLE	1	11:30	Croker 20 Interception return (Dawson kick)		—; —		7-7
PIT	1	7:39	Roethlisberger 6 run (Reed kick)		6-70; 3:51		14-7
CLE	1	3:49	Dawson 24 FG		8-71; 3:50		14-10
PIT	2	13:30	Reed 47 FG		5-20; 1:43		17-10
PIT	2	7:39	Burress 37 pass from Roethlisberger (Reed kick)		7-71; 3:30		24-10
CLE	2	2:39	Dawson 34 FG		10-75; 5:00		24-13
PIT	2	0:00	Reed 26 FG		10-60; 2:39		27-13
PIT	3	8:26	Bettis 3 run (Reed kick)		8-63; 4:41		34-13
CLE	3	4:42	Dawson 46 FG		8-39; 3:44		34-16
CLE	4	8:44	Andre' Davis 7 pass from Garcia (Dawson kick)		5-65; 2:05		34-23

Attendance: 63,609

TEAM STATISTICS			INDIVIDUAL STATISTICS		
	Browns	Steelers	RUSHING: Cle. — Garcia 5-41; Suggs 11-30; Green 3-27; Northcutt 1-0. Pit. — Staley 21-117, 1 TD; Bettis 14-34, 1 TD; Roethlisberger 6-13, 1 TD; Haynes 2-6.		
1st Downs	17 (8-7-2)	21 (8-12-1)	PASSING: Cle. — Garcia 34-16-0, 210, 1 TD. Pit. — Roethlisberger 21-16-1, 231, 1 TD.		
3rd Downs	2-12 (17%)	7-14 (50%)	RECEIVING: Cle. — Andre' Davis 5-101, 1 TD; Northcutt 4-33; Suggs 3-20; Shea 1-35; Morgan 1-15; Smith 1-3; Green 1-3. Pit. — Burress 6-136, 1 TD; Ward 6-61; Randle El 2-29; Mays 1-6; Haynes 1-(-1).		
4th Downs	1-2 (50%)	0-1 (0%)			
Total Net Yards	296	401			
Plays-Avg.	57-5.2	64-6.3			
Rushing Yards	98	170			
Att.-Avg.	20-4.9	43-4.0			
Passing Yards	198	231			
Sacked by Opp.	3-12	0-0			
Pass-Att.-Comp.	34-16-0	21-16-1			
Punts-Avg.	5-40.6	4-44.8			
Penalties	8-54	6-63			
Fumbles-Lost	1-1	1-0			
Time of Pos.	24:18	35:42			


**GAME
8**

STEELERS 27 EAGLES 3

Nov. 7, 2004



IRVING, Texas (Oct. 17, 2004) % The Steelers came from behind to defeat the Dallas Cowboys in dramatic fashion, 24-20, giving Pittsburgh its fourth straight win and improving the team's record to 5-1.

Rookie quarterback Ben Roethlisberger remained undefeated (4-0) as a starter after completing 21-of-25 passes for 193 yards, two touchdowns and a 125.5 passer-rating against the Cowboys. He completed his final 11 passes of the game and was eight-of-eight in the fourth quarter, while helping the Steelers erase a 10-point fourth-quarter deficit.

Pittsburgh trailed 7-0 after Dallas scored on a 21-yard touchdown run by fullback Richie Anderson on the game's opening drive.

The Steelers responded on their first possession by driving 75 yards on seven plays as Roethlisberger connected with wide receiver Plaxico Burress for a five-yard touchdown pass that tied the game at 7-7.

Steelers kicker Jeff Reed tied a personal record for the second time this season when he kicked a 51-

yard field goal with 4:37 remaining in the second quarter to give Pittsburgh a 10-7 lead.

Dallas tied the game at 10-10 before halftime on a 47-yard field goal by kicker Billy Cundiff. Cundiff's 39-yard field goal in the third quarter enabled the Cowboys to regain the lead, 13-10. Dallas took a 20-10 lead late in the third quarter when quarterback Vinny Testaverde connected with wide receiver Keyshawn Johnson for a 22-yard touchdown pass.

Roethlisberger took over the game on Pittsburgh's next possession, completing seven-of-seven passes for 55 yards and a touchdown. His seven-yard touchdown pass to tight end Jerame Tuman, was Tuman's first touchdown of the season, and pulled Pittsburgh within 20-17 with 11:48 left in the game.

A Testaverde fumble with 2:36 remaining was recovered by defensive end Kimo von Oelhoffen and returned 21 yards to the Dallas 24-yardline.

Five plays later, running back Jerome Bettis ran left and scored the winning touchdown. The touchdown was Bettis' team-leading seventh of the season.

STEELERS			7	3	0	14	24
Cowboys			7	3	10	0	20
TEAM	Q	TIME	PLAY		DRIVE		SCORE
DAL	1	9:14	Anderson 21 run (Cundiff kick)		11-75; 5:46		0-7
PIT	1	5:22	Burress 5 pass from Roethlisberger (Reed kick)		7-75; 3:52		7-7
PIT	2	4:37	Reed 51 FG		7-32; 4:13		10-7
DAL	2	0:15	Cundiff 47 FG		10-56; 1:24		10-10
DAL	3	5:38	Cundiff 39 FG		12-55; 6:02		10-13
DAL	3	2:57	Johnson 22 pass from Testaverde (Cundiff kick)		3-68; 1:14		10-20
PIT	4	11:48	Tuman 7 pass from Roethlisberger (Reed kick)		11-74; 6:09		17-20
PIT	4	0:30	Bettis 2 run (Reed kick)		5-24; 1:50		24-20

Attendance: 64,162

TEAM STATISTICS

	Steelers	Cowboys
1st Downs	21 (6-14-1)	20 (7-12-1)
3rd Downs	2-8 (25%)	6-13 (46%)
4th Downs	0-0 (0%)	0-0 (0%)
Total Net Yards	297	348
Plays-Avg.	57-5.2	62-5.6
Rushing Yards	125	100
Att.-Avg.	29-4.3	21-4.8
Passing Yards	172	248
Sacked by Opp.	3-21	5-36
Pass-Att.-Comp.	25-21-0	36-23-0
Punts-Avg.	5-43.0	4-50.3
Penalties	6-45	5-30
Fumbles-Lost	1-0	3-1
Time of Pos.	32:44	27:16

INDIVIDUAL STATISTICS

RUSHING: Pit. — Staley 18-93; Randle El 3-11; Bettis 5-8, 1 TD; Roethlisberger 2-8; Kreider 1-5.
Dal. — Anderson 6-54, 1 TD; George 10-28; Johnson 1-13; Ward 1-11; Lee 2-(-3); Glenn 1-(-3).

PASSING: Pit. — Roethlisberger 25-21-0, 193, 2 TD. **Dal.** — Testaverde 36-23-0, 284, 1 TD.

RECEIVING: Pit. — Ward 6-76; Tuman 4-21, 1 TD; Burress 3-48, 1 TD; Riemersma 2-24; Staley 2-13; Randle El 1-11. **Dal.** — Glenn 7-140; Johnson 6-61, 1 TD; Witten 5-39; Anderson 3-18; Bryant 1-22; George 1-4.

**GAME
9****STEELERS 24 BROWNS 10**
Nov. 14, 2004

CLEVELAND—The Steelers improved their record to 8-1 by beating the Cleveland Browns, 24-10, at Cleveland Browns Stadium.

The intense rivalry between the two teams became evident when an altercation during pre-game warm-ups resulted in the ejection of Steelers linebacker Joey Porter and Browns running back William Green.

The story of the game was the Steelers defense, which limited the Browns to 228 total yards on offense and only two-of-10 on third down. Pittsburgh's defense also forced four turnovers—two interceptions and two recovered fumbles—and registered four sacks.

Linebacker James Harrison, who replaced Porter in the starting lineup, led all Steelers with six solo tackles and registered his first career sack.

Cleveland's Richard Alston returned the opening kickoff 74 yards to set up a 31-yard field goal by kicker Phil Dawson, giving the Browns a 3-0 lead.

The Steelers responded later in the quarter with a 13-play, 93-yard drive that resulted in a Jerome Bettis five-yard touchdown run and a 7-3 Pittsburgh lead.

The Steelers increased their lead to 14-3 in the second quarter on a one-yard run by Bettis.

The score remained the same until the fourth quarter when Steelers kicker Jeff Reed kicked a 20-yard field goal to make the score 17-3.

Pittsburgh scored their final points of the game on defense. Defensive end Aaron Smith recorded his team-leading sixth sack of the season and stripped the back from Browns quarterback Jeff Garcia. Safety Russell Stuvaints picked up the ball and returned it 24 yards for the first touchdown of his career and a 24-3 Steelers lead.

Backup quarterback Kelly Holcomb replaced Garcia in the fourth quarter and led the Browns to their only touchdown when he completed a seven-yard pass to tight end Aaron Shea.

STEELERS	7	7	0	10	24
Browns	3	0	0	7	10

TEAM	Q	TIME	PLAY	DRIVE	SCORE
CLE	1	12:34	Dawson 31 FG	4-5; 2:26	0-3
PIT	1	0:41	Bettis 5 run (Reed kick)	13-93; 8:22	7-3
PIT	2	4:29	Bettis 1 run (Reed kick)	10-62; 5:52	14-3
PIT	4	12:25	Reed 20 FG	5-22; 2:25	17-3
PIT	4	9:14	Stuvaints 24 fumble return (Reed kick)	—; —	24-3
CLE	4	6:23	Shea 7 pass from Holcomb (Dawson kick)	8-64; 2:51	24-10

Attendance: 73,703

TEAM STATISTICS			INDIVIDUAL STATISTICS	
	Steelers	Browns	RUSHING: Pit. — Bettis 29-103, 2 TD; Parker 8-44; Roethlisberger 7-38; Brown 1-2; Ward 2-(-7). Cle. — Suggs 18-38; Garcia 4-30.	
1st Downs	18 (10-7-1)	12 (5-7-0)	PASSING: Pit. — Roethlisberger 16-10-1, 134.	
3rd Downs	7-15 (47%)	2-10 (20%)	Cle. — Garcia 16-7-1, 110; Holcomb 9-5-1, 64, 1 TD.	
4th Downs	0-0 (0%)	1-1 (100%)	RECEIVING: Pit. — Burrell 5-66; Ward 3-42;	
Total Net Yards	300	228	Randle El 1-19; Bettis 1-7. Cle. — Jackson 5-61;	
Plays-Avg.	65-4.6	51-4.5	Northcutt 2-69; Bryant 2-26; Smith 1-8; Shea 1-7,	
Rushing Yards	180	68	1 TD; Heiden 1-3.	
Att.-Avg.	47-3.8	22-3.1		
Passing Yards	120	160		
Sacked by Opp.	2-14	4-14		
Pass-Att.-Comp.	16-10-1	25-12-2		
Punts-Avg.	4-42.8	5-38.0		
Penalties	5-38	3-11		
Fumbles-Lost	0-0	3-2		
Time of Pos.	36:00	24:00		


**GAME
10**
STEELERS 19 BENGALS 14
Nov. 21, 2004


CINCINNATI (Nov. 21, 2004) % The Steelers improved their record to 9-1 for the first time since 1978, by beating the Cincinnati Bengals, 19-14, at Paul Brown Stadium.

The Steelers did not play a perfect game, but typical of their season, they made big plays when they needed them most.

Running back Jerome Bettis reached another milestone by passing Hall of Fame running back Tony Dorsett for fifth place on the NFL's all-time rushing list with 12,863 yards. It was Bettis' third straight 100-yard rushing performance.

Pittsburgh led 3-0 in the first quarter on a 32-yard field goal by kicker Jeff Reed. Cincinnati responded on their next possession with a 36-yard touchdown pass from quarterback Carson Palmer to wide receiver Chad Johnson, giving the Bengals a 7-3 lead.

Inside linebacker James Farrior, who continues to have an MVP-level season, scored his first NFL touch-

down when he intercepted Palmer and returned it 14 yards to give Pittsburgh a 10-7 lead.

Cincinnati again responded when wide receiver Kelley Washington caught a 19-yard touchdown pass, giving the Bengals a 14-10 advantage in the second quarter.

Fullback Dan Kreider gave the Steelers a 17-14 lead in the third quarter on an eight-yard touchdown reception, his first score of the season.

The Bengals tried to rally late in the game, but Palmer was called for intentional grounding from his own end zone, resulting in a safety and a 19-14 Pittsburgh lead.

Rookie quarterback Ben Roethlisberger improved his record to 8-0 as a starter, including a 4-0 record against AFC North opponents.

Antwaan Randle El had his best game of the season, gaining 150 all-purpose yards. Randle El returned seven punts for 83 yards (11.9 avg.), two kickoffs for 50 yards and caught two passes for 17 yards.

STEELERS	3	7	7	2	19
Bengals	7	7	0	0	14

TEAM	Q	TIME	PLAY	DRIVE	SCORE
PIT	1	3:56	Reed 32 FG	4-3; 1:34	3-0
CIN	1	1:05	C. Johnson 36 pass from Palmer (Graham kick)	6-67; 2:51	3-7
PIT	2	7:03	Farrior 14 interception return (Reed kick)	—; —	10-7
CIN	2	3:56	Washington 19 pass Palmer (Graham kick)	6-73; 3:07	10-14
PIT	3	2:46	Kreider 8 pass from Roethlisberger (Reed kick)	6-53; 3:26	17-14
PIT	4	2:38	Intentional grounding on Palmer in end zone for safety	—; —	19-14

Attendance: 65,780

TEAM STATISTICS			INDIVIDUAL STATISTICS	
	Steelers	Bengals	RUSHING: Pit. — Bettis 29-129; Roethlisberger 9-16; Haynes 2-6. Cin. — R. Johnson 16-62.	
1st Downs	21 (11-7-3)	10 (2-7-1)	PASSING: Pit. — Roethlisberger 21-15-0, 138, 1 TD. Cin. — Palmer 25-13-1, 165, 2 TD.	
3rd Downs	8-18 (44%)	2-10 (20%)	RECEIVING: Pit. — Kreider 4-22, 1 TD; Burrell 3-46; Ward 3-15; Randle El 2-17; Tuman 1-26; Mays 1-9; Bettis 1-3. Cin. — C. Johnson 5-80, 1 TD; Washington 3-47, 1 TD; Houshmandzadeh 2-24; J. Johnson 1-9; Walter 1-4; R. Johnson 1-1.	
4th Downs	0-0 (0%)	0-0 (0%)		
Total Net Yards	235	209		
Plays-Avg.	68-3.5	44-4.8		
Rushing Yards	151	62		
Att.-Avg.	40-3.8	16-3.9		
Passing Yards	84	147		
Sacked by Opp.	7-54	3-18		
Pass-Att.-Comp.	21-15-0	25-13-1		
Punts-Avg.	7-40.1	7-46.7		
Penalties	8-56	10-97		
Fumbles-Lost	2-1	1-0		
Time of Pos.	38:56	21:04		


**GAME
11**

STEELERS 16 REDSKINS 7

Nov. 28, 2004



CLEVELAND — A solid defensive effort helped the Steelers defeat the Cleveland Browns, 13-6, and improve their record to 4-7 and remain two games out of first place in the AFC North.

Pittsburgh's defense forced five Cleveland turnovers — three fumbles and two interceptions — three of which were converted into all 13 Steelers points.

The Browns outgained the Steelers 303 to 168, and Steelers quarterback Tommy Maddox completed only nine of 24 passes for 73 yards. Pittsburgh's only real highlight on offense was the play of running back Jerome Bettis, who gained 93 yards on 24 carries, both season-highs. Bettis also became the fifth player in NFL history with 3,000 career rushing attempts (3,001).

Cleveland took a 3-0 lead in the first quarter on a 27-yard field goal by kicker Phil Dawson. Dawson added a 31-yard field goal in the second quarter to increase Cleveland's lead to 6-0.

Cleveland running back James Jackson fumbled on the Browns' next possession and Steelers inside linebacker James Farrior recovered the ball at the

Cleveland 17. Five plays later, Maddox connected with tight end Mark Bruener for a one-yard touchdown pass and a 7-6 Pittsburgh lead.

Browns running back Jamel White fumbled later in the second quarter and Steelers free safety Brent Alexander recovered the ball to give the Steelers a first down at the Cleveland 22-yard line. Pittsburgh moved the ball 18 yards on seven plays, but had to settle for a 23-yard field goal by kicker Jeff Reed, increasing the Steelers' lead to 10-6.

The score remained 10-6 entering the fourth quarter when Steelers strong safety Mike Logan forced another fumble by Jackson that was recovered by defensive tackle Kendrick Clancy at the Pittsburgh 28.

Bettis exploded for a 21-yard gain on Pittsburgh's first play from scrimmage, his longest run of the season. Eight plays later, Reed kicked a 46-yard field goal to increase the Steelers' lead to 13-6.

An interception by cornerback Chad Scott late in the fourth quarter ended Cleveland's chances for a comeback and secured the Steelers victory.

Redskins	0	0	7	0	7
STEELERS	3	10	0	3	16

TEAM	Q	TIME	PLAY	DRIVE	SCORE
PIT	1	2:05	Reed 33 FG	4-2; 1:29	3-0
PIT	2	11:51	Bettis 4 run (Reed kick)	6-39; 2:57	10-0
PIT	2	4:08	Reed 36 FG	12-57; 6:01	13-0
WAS	3	3:23	Cooley 2 pass from Ramsey (Hall kick)	13-79; 6:12	13-7
PIT	4	9:54	Reed 32 FG	11-71; 5:23	16-7

Attendance: 63,707

TEAM STATISTICS

	Redskins	Steelers
1st Downs	10 (2-6-2)	15 (5-7-3)
3rd Downs	2-13 (15%)	4-15 (27%)
4th Downs	2-4 (50%)	0-0 (0%)
Total Net Yards	156	207
Plays-Avg.	54-2.9	62-3.3
Rushing Yards	51	107
Att.-Avg.	14-3.6	38-2.8
Passing Yards	105	100
Sacked by Opp.	5-33	4-31
Pass-Att.-Comp.	35-19-1	20-9-0
Punts-Avg.	7-46.0	6-38.5
Penalties	6-68	6-59
Fumbles-Lost	1-0	0-0
Time of Pos.	25:44	34:16

INDIVIDUAL STATISTICS

RUSHING: Was. — Betts 8-34; Portis 6-17. Pit. — Bettis 31-100, 1 TD; Roethlisberger 6-4; Haynes 1-3.

PASSING: Was. — Ramsey 34-19-1, 138, 1 TD; Gardner 1-0-0. Pit. — Roethlisberger 20-9-0, 131.

RECEIVING: Was. — Cooley 7-31, 1 TD; Coles 6-55; Betts 3-35; Gardner 1-11; Royal 1-6; Portis 1-0. Pit. — Ward 3-42; Randle El 2-37; Haynes 2-24; Bettis 1-20; Morey 1-8.


**GAME
12**
STEELERS 17 JAGUARS 16
Dec. 5, 2004


JACKSONVILLE—The Steelers improved their record to 11-1 for the first time since 1975, when the beat the Jacksonville Jaguars, 17-16, at ALLTEL Stadium.

The victory was the team's 10th consecutive win, one shy of the team record 11 straight wins also set in 1975. The win was also rookie quarterback Ben Roethlisberger's 10th victory as a starter, setting a new NFL record for victories in a season by a starting rookie quarterback, since 1970.

Roethlisberger had an outstanding game, completing 14-of-17 passes for 221 yards, two touchdowns and a 158.0 passer-rating. Roethlisberger's first touchdown pass came on a 37-yard strike to wide receiver Hines Ward on the team's opening possession, giving the Steelers a 7-0 lead.

Jacksonville tied the game at 7-7 on the ensuing drive when quarterback Byron Leftwich connected

with wide receiver Troy Edwards for a 22-yard touchdown pass.

The Steelers responded on their next possession when Roethlisberger threw a 26-yard touchdown pass to tight end Jay Riemersma. The Steelers regained the lead, 14-7, but lost Riemersma for the game with an ankle injury.

Three second-half field goals of 20, 29 and 36 yards by Jaguars kicker Josh Scobee, gave Jacksonville a 16-14 lead with 1:55 left in the game.

Roethlisberger led the Steelers 56 yards on six plays — with no timeouts remaining — to set up kicker Jeff Reed's 37-yard field goal, which gave the Steelers a 17-16 lead with 18 seconds left in the fourth quarter.

Jacksonville had one last chance for victory, but Scobee's 60-yard field goal attempt sailed wide right on the last play of the game to preserve the Steelers win.

STEELERS	7	7	0	3	17
Jaguars	7	0	6	3	16

TEAM	Q	TIME	PLAY	DRIVE	SCORE
PIT	1	9:45	Ward 37 pass from Roethlisberger (Reed kick)	7-77; 3:45	7-0
JAC	1	2:03	T. Edwards 22 pass from Leftwich (Scobee kick)	12-73; 7:42	7-7
PIT	2	11:47	Riemersma 26 pass from Roethlisberger (Reed kick)	10-72; 5:16	14-7
JAC	3	8:47	Scobee 20 FG	9-96; 3:00	14-10
JAC	3	0:08	Scobee 29 FG	12-55; 7:09	14-13
JAC	4	1:55	Scobee 36 FG	12-62; 4:49	14-16
PIT	4	0:18	Reed 37 FG	6-56; 1:37	17-16

Attendance: 76,877

TEAM STATISTICS			INDIVIDUAL STATISTICS	
	Steelers	Jaguars	RUSHING: Pit. — Staley 17-51; Roethlisberger 3-40; Bettis 3-17; Parker 1-12; Ward 1-0. Jac. — Taylor 27-76; Fuamatu-Ma'afala 6-20; Leftwich 1-4.	
1st Downs	15 (59-1)	20 (51-14)	PASSING: Pit. — Roethlisberger 17-14-0, 221, 2 TD. Jac. — Leftwich 27-16-0, 268, 1 TD.	
3rd Downs	5-10 (50%)	6-14 (43%)	RECEIVING: Pit. — Randle El 5-71; Ward 4-80, 1 TD; Mays 3-32; Riemersma 1-26, 1 TD; Parker 1-12. Jac. — T. Edwards 5-90, 1 TD; Taylor 5-34; Smith 4-52; Yoder 1-56; Wilford 1-36.	
4th Downs	0-0 (0%)	0-0 (0%)		
Total Net Yards	316	359		
Plays-Avg.	45-7.0	63-5.7		
Rushing Yards	120	100		
Att.-Avg.	25-4.8	34-2.9		
Passing Yards	196	259		
Sacked by Opp.	3-25	2-9		
Pass-Att.-Comp.	17-14-0	27-16-0		
Punts-Avg.	5-46.4	3-47.7		
Penalties	11-82	3-25		
Fumbles-Lost	2-0	1-0		
Time of Pos.	25:23	34:37		



**GAME
13**

STEELERS 17 JETS 6

Dec. 12, 2004



PITTSBURGH— The Steelers clinched the AFC North division title for the third time in four seasons by defeating the New York Jets, 17-6, at Heinz Field.

The Steelers have now won eight division titles in 13 seasons under Head Coach Bill Cowher. Cowher's eight division titles are one shy of Hall of Fame Head Coach Chuck Noll's team-record nine division titles in 23 seasons.

Pittsburgh also won their 11th consecutive regular-season game, tying a team record originally set in 1975.

The game was also unique in that it was the first time two running backs with 13,000 career rushing yards played in the same game when Steelers running back Jerome Bettis and the Jets' Curtis Martin each reached the milestone in the game.

Pittsburgh took a 3-0 lead in the first quarter after strong safety Troy Polamalu intercepted his fifth pass of the season to set up a 34-yard field goal by kicker Jeff Reed.

Polamalu's interception was one of three Steelers interceptions in the game. Inside linebacker James

Farrior intercepted his fourth pass of the season and free safety Chris Hope picked off the first pass of his career. Pittsburgh has 27 takeaways this season, two more than they had in the entire 2003 season.

The Jets tied the game at 3-3 in the third quarter on a 42-yard field goal by kicker Doug Brien.

Bettis threw a 10-yard touchdown pass in the fourth quarter to tight end Jerame Tuman to give Pittsburgh a 10-3 lead with 12:51 remaining. It was the third touchdown pass of Bettis' career and the second touchdown reception of the year for Tuman.

Brien's 41-yard field goal closed the score to 10-6, but the Jets would not score again.

Bettis, who gained 57 yards on 10 carries, clinched the victory with a 12-yard touchdown run that made the final score, 17-6.

The victory improved the Steelers record to 15-2 all-time against the Jets, and 6-0 at Pittsburgh.

Jets	0	0	3	3	6
STEELERS	3	0	0	14	17

TEAM	Q	TIME	PLAY	DRIVE	SCORE
PIT	1	2:24	Reed 34 FG	6-22; 2:42	3-0
NYJ	3	7:04	Brien 43 FG	9-71; 4:09	3-3
PIT	4	12:51	Tuman 10 pass from Bettis (Reed kick)	8-80; 4:39	10-3
NYJ	4	6:16	Brien 41 FG	14-57; 6:35	10-6
PIT	4	3:00	Bettis 12 run	6-69; 3:16	17-6

Attendance: 63,581

TEAM STATISTICS			INDIVIDUAL STATISTICS		
	Jets	Steelers			
1st Downs	15 (8-7-0)	15 (6-6-3)	RUSHING: NYJ. - Martin 24-72; Pennington 4-16; Jordan 3-10; Sowell 1-9. Pit. - Bettis 10-57, 1 TD; Staley 16-51; Parker 1-14; Roethlisberger 4-(-2).		
3rd Downs	8-15 (53%)	5-12 (42%)			
4th Downs	0-0 (0%)	0-0 (0%)	PASSING: NYJ. - Pennington 31-17-3, 189. Pit. - Roethlisberger 19-9-2, 144.		
Total Net Yards	296	262			
Plays-Avg.	63-4.7	53-4.9	RECEIVING: NYJ. - McCareins 4-78; Moss 3-37; Martin 3-35; Chrebet 2-15; Carter 2-13; Baker 1-5; Becht 1-4; Sowell 1-2. Pit. - Kreider 3-19; Ward 2-38; Staley 2-30; Mays 1-46; Randle El 1-11; Tuman 1-10, 1 TD.		
Rushing Yards	107	120			
Att.-Avg.	32-3.3	31-3.9			
Passing Yards	189	142			
Sacked by Opp.	0-0	2-12			
Pass-Att.-Comp.	31-17-3	20-10-2			
Punts-Avg.	5-44.2	5-42.4			
Penalties	12-84	2-15			
Fumbles-Lost	1-0	1-0			
Time of Pos.	30:48	29:12			


**GAME
14**

STEELERS 33 GIANTS 30 **Dec. 18, 2004**



EAST RUTHERFORD, N.J. — The Steelers won their 12th consecutive game and improved their record to 13-1 by defeating the New York Giants, 33-30, at Giants Stadium.

Pittsburgh gained a season-high 469 yards on offense, led by a career-high 316 yards passing by quarterback Ben Roethlisberger, 100-yard receiving games by wide receivers Hines Ward (9-134) and Antwaan Randle El (5-149), and a 100-yard rushing effort (140 yards) by running back Jerome Bettis.

The Giants took a 7-0 lead when Willie Ponder took the opening kickoff 91 yards for a touchdown.

Pittsburgh tied the game at 7-7 midway through the first quarter on a 10-yard shovel pass from Randle El to running back Verron Haynes.

A two-yard touchdown pass from Giants quarterback Eli Manning to tight end Jeremy Shockey helped the Giants regain the lead at 14-7.

The Steelers scored three times before the end of the first half to take a 20-14 lead. Kicker Jeff Reed

kicked field goals of 33 and 21 yards, and Randle El scored on a 35-yard touchdown reception.

Giants kicker Steve Christie kicked a 22-yard field goal in the third quarter to make the score, 20-17. Pittsburgh quickly answered with Reed's third field goal, a 36-yard kick. But New York tight end Marcellus Rivers' one-yard touchdown reception gave the Giants a 24-23 lead after three quarters.

The lead changed hands three times in the fourth quarter. Reed's 28-yard field goal put Pittsburgh on top, 26-24. The Giants responded with a one-yard touchdown run by Tiki Barber, which gave New York a 30-26 lead after a failed two-point conversion attempt.

Bettis scored his career-high 13th rushing touchdown of the season with 4:57 remaining to give the Steelers a 33-30 lead.

Steelers cornerback Willie Williams intercepted his first pass of the season at the Pittsburgh 18-yard line to end the Giants' last chance to pull out the victory.

STEELERS	10	10	3	10	33
Giants	14	0	10	6	30

TEAM	Q	TIME	PLAY	DRIVE	SCORE
NYG	1	14:45	Ponder 91 kickoff return (Christie kick)	0-0; 0:15	0-7
PIT	1	7:26	Haynes 10 pass from Randle El (Reed kick)	6-55; 2:54	7-7
NYG	1	4:02	Shockey 2 pass from Manning (Christie kick)	6-55; 3:24	7-14
PIT	1	0:19	Reed 33 FG	7-49; 3:43	10-14
PIT	2	5:36	Randle El 35 pass from Roethlisberger (Reed kick)	12-88; 6:09	17-14
PIT	2	0:14	Reed 21 FG	9-74; 3:35	20-14
NYG	3	8:35	Christie 22 FG	9-33; 4:52	20-17
PIT	3	4:15	Reed 36 FG	10-51; 4:20	23-17
NYG	3	0:29	Rivers 1 pass from Manning (Christie kick)	5-72; 3:46	23-24
PIT	4	11:35	Reed 28 FG	8-60; 3:54	26-24
NYG	4	8:15	Barber 1 run (pass failed)	7-52; 3:20	26-30
PIT	4	4:57	Bettis 1 run (Reed kick)	7-67; 3:20	33-30

Attendance: 78,836

TEAM STATISTICS			INDIVIDUAL STATISTICS	
	Steelers	Giants	RUSHING: Pit. — Bettis 36-140, 1 TD; Haynes 2-21; Roethlisberger 1-(-1). NYG. — Barber 18-76, 1 TD; Manning 2-18; Dayne 1-2.	
1st Downs	27 (9-16-2)	18 (6-10-2)	PASSING: Pit. — Roethlisberger 28-18-2, 316, 1 TD; Randle El 1-1-0, 10, 1 TD. NYG. — Manning 23-16-1, 182, 2 TD.	
3rd Downs	8-16 (50%)	2-7 (29%)	RECEIVING: Pit. — Ward 9-134; Randle El 5-149, 1 TD; Haynes 3-28; Mays 1-12; Bettis 1-3.	
4th Downs	1-1 (100%)	0-0 (0%)	NYG. — Barber 5-38; Hilliard 3-34; Shockey 3-13; Toomer 2-34; Tyree 1-49; Finn 1-13; Rivers 1-1, 1 TD.	
Total Net Yards	469	278		
Plays-Avg.	71-6.6	44-6.3		
Rushing Yards	160	96		
Att.-Avg.	39-4.1	21-4.6		
Passing Yards	309	182		
Sacked by Opp.	3-17	0-0		
Pass-Att.-Comp.	29-19-2	23-16-1		
Punts-Avg.	0-0.0	3-34.0		
Penalties	2-14	5-55		
Fumbles-Lost	0-0	0-0		
Time of Pos.	35:43	24:17		


**GAME
15**
STEELERS 20 RAVENS 7
Dec. 26, 2004


PITTSBURGH—The Steelers won their 13th consecutive game and clinched home-field advantage throughout the AFC playoffs by defeating the Baltimore Ravens, 20-7, at Heinz Field.

Running back Jerome Bettis rushed for more than 100 yards (117) for the sixth time in as many starts this season. Bettis has now rushed for 13,294 yards during his career, moving him past Hall of Fame running back Eric Dickerson (13,259) and into fourth place on the NFL's all-time rushing list.

Rookie quarterback Ben Roethlisberger had another outstanding game, completing 14-of-19 passes for 221 yards, two touchdowns, one interception and a 125.1 passer-rating before leaving the game at the end of the third quarter with a rib injury.

The Steelers took a 7-0 lead on their opening possession on a 36-yard touchdown pass from Roethlisberger to wide receiver Plaxico Burress. Burress finished the game with three receptions for 97 yards (32.2 avg.) in his first game since returning from a hamstring injury.

Baltimore tied the game at 7-7 on their next possession on a five-yard touchdown run by running back Jamal Lewis.

The Ravens appeared to be driving to take a lead on their third possession when Steelers Pro Bowl linebacker Joey Porter intercepted his first pass of the season. Pittsburgh converted the turnover into three points when kicker Jeff Reed booted a 23-yard field goal early in the second quarter.

The Steelers received the second-half kickoff and drove 71 yards on 14 plays, utilizing 8:34 of the third quarter. Pittsburgh capped the drive with a two-yard touchdown pass from Roethlisberger to tight end Jerame Tuman, giving the Steelers a 17-7 lead.

Baltimore missed on their only second-half scoring opportunity when kicker Matt Stover's 44-yard field-goal attempt sailed wide right. The Steelers capitalized on the ensuing possession when Reed kicked a 40-yard field goal to make the final score, 20-7.

Ravens	7	0	0	0	7
STEELERS	7	3	7	3	20

TEAM	Q	TIME	PLAY	DRIVE	SCORE
PIT	1	10:24	Burress 36 pass from Roethlisberger (Reed kick)	5-80; 2:28	7-0
BAL	1	4:27	J. Lewis 5 run (Stover kick)	11-68; 5:57	7-7
PIT	2	13:02	Reed 23 FG	9-80; 3:31	10-7
PIT	3	6:26	Tuman 2 pass from Roethlisberger (Reed kick)	14-71; 8:34	17-7
PIT	4	12:53	Reed 40 FG	8-43; 4:31	20-7

Attendance: 64,227

TEAM STATISTICS

	Ravens	Steelers
1st Downs	16 (4-11-1)	20 (12-8-0)
3rd Downs	8-14 (57%)	4-10 (40%)
4th Downs	0-1 (0%)	2-4 (50%)
Total Net Yards	248	404
Plays-Avg.	53-4.7	62-6.5
Rushing Yards	71	183
Att.-Avg.	21-3.4	42-4.4
Passing Yards	177	221
Sacked by Opp.	0-0	0-0
Pass-Att.-Comp.	32-18-1	20-15-1
Punts-Avg.	3-38.3	0-0.0
Penalties	3-30	3-25
Fumbles-Lost	0-0	1-1
Time of Pos.	26:07	33:53

INDIVIDUAL STATISTICS

RUSHING: Bal. — Boller 4-28; J. Lewis 14-26, 1 TD; C. Taylor 3-17. Pit. — Bettis 27-117; Haynes 8-61; Roethlisberger 2-11; Maddox 4-(-1); Ward 1-(-5).

PASSING: Bal. — Boller 32-18-1, 177. Pit. — Roethlisberger 19-14-1, 221, 2 TD; Maddox 1-1-0, 0.

RECEIVING: Bal. — Hymes 4-55; Heap 3-34; Jones 3-24; J. Lewis 2-16; C. Taylor 2-16; Ricard 2-13; Johnson 1-14; Dinkins 1-5. Pit. — Burress 3-97, 1 TD; Randle El 3-55; Ward 3-21; Tuman 2-26, 1 TD; Bettis 2-13; Kreider 1-9; Haynes 1-0.


**GAME
16**

STEELERS 29 BILLS 24

Jan. 2, 2005



ORCHARD PARK, N.Y. The Steelers improved their record to 15-1 and became the first AFC team win 15 games in the regular season when they defeated the Buffalo Bills, 29-24, at Ralph Wilson Stadium.

Pittsburgh became only the fourth team in NFL history to win 15 games in a regular season, joining the San Francisco 49ers (1984), Chicago Bears (1985) and the Minnesota Vikings (1998).

The Steelers took a 3-0 lead in the first quarter on a 22-yard field goal by kicker Jeff Reed, that was set up when Ike Taylor forced a fumble by Bills punt returner Nate Clements.

Buffalo took their first lead of the game on a three-yard touchdown run by running back Willis McGahee. Pittsburgh regained the lead on their next possession when quarterback Tommy Maddox, who made his first start since Sept. 19, completed a 16-yard touchdown pass to wide receiver Antwaan Randle El for a 10-7 Steelers lead.

Reed added field goals of 21 and 31 yards in the second quarter, and Buffalo kicker Rian Lindell added a 37-yarder of his own, to give the Steelers a 16-10 halftime lead.

The Bills took the lead for the final time, 17-16, when Clements intercepted Maddox early in the third quarter and returned in 30 yards for a touchdown.

Pittsburgh regained the lead for good when Reed kicked a 37-yard field goal that made the score, 19-17. Steelers cornerback Ricardo Colclough sacked Bills quarterback Drew Bledsoe on Buffalo's next drive, forcing a fumble that was recovered by outside linebacker James Harrison and returned 18 yards for his first career touchdown and a 26-17 Steelers lead.

Reed added a 33-yard field goal, his fifth of the game and his 17th straight successful attempt of the season, to give the Steelers a 29-17 lead.

A 56-yard pass from Bledsoe to wide receiver Lee Evans set up a one-yard McGahee touchdown run that made the score 29-24 with 1:18 left in the game. But Pittsburgh's Taylor recovered the onside kick and the Steelers ran out the clock for the victory.

STEELERS	10	6	0	13	29
Bills	7	3	7	7	24

TEAM	Q	TIME	PLAY	DRIVE	SCORE
PIT	1	10:44	Reed 22 FG	7-16; 2:07	3-0
BUF	1	6:14	McGahee 3 run (Lindell kick)	5-50; 2:52	3-7
PIT	1	3:28	Randle El 16 pass from Maddox (Reed kick)	6-49; 2:46	10-7
PIT	2	13:39	Reed 21 FG	9-20; 4:36	13-7
PIT	2	4:22	Reed 31 FG	15-69; 6:31	16-7
BUF	2	0:03	Lindell 37 FG	11-43; 1:38	16-10
BUF	3	12:31	Clements 30 interception return (Lindell kick)	—; —	16-17
PIT	4	14:49	Reed 37 FG	5-61; 2:00	19-17
PIT	4	13:24	Harrison 18 fumble return (Reed kick)	—; —	26-17
PIT	4	2:23	Reed 33 FG	14-46; 8:53	29-17
BUF	4	1:18	McGahee 1 run (Lindell kick)	6-89; 1:05	29-24

Attendance: 73,414

TEAM STATISTICS			INDIVIDUAL STATISTICS	
	Steelers	Bills	RUSHING: Pit. — Parker 19-102; Haynes 8-22; Staley 8-21; Kreider 3-13; Maddox 1-2; St. Pierre 4-(-3). Buf. — McGahee 18-79, 2 TD; Evans 1-15; S. Williams 1-2; Bledsoe 1-0.	
1st Downs	15 (8-5-2)	16 (8-6-2)	PASSING: Pit. — Maddox 24-12-2, 120, 1 TD; St. Pierre 1-0-0, 0. Buf. — Bledsoe 30-16-1, 189.	
3rd Downs	8-19 (42%)	2-12 (17%)	RECEIVING: Pit. — Randle El 7-81, 1 TD; Ward 2-11; Parker 2-4; Mays 1-24. Buf. — Aiken 4-52; Moulds 4-37; Neufeld 3-15; Evans 2-63; Trafford 1-10; McGahee 1-7; Shelton 1-5.	
4th Downs	1-1 (100%)	1-1 (100%)		
Total Net Yards	262	267		
Plays-Avg.	70-3.7	54-4.9		
Rushing Yards	157	96		
Att.-Avg.	43-3.7	21-4.6		
Passing Yards	105	171		
Sacked by Opp.	2-15	3-18		
Pass-Att.-Comp.	25-12-2	30-16-1		
Punts-Avg.	3-46.0	6-44.7		
Penalties	7-40	12-108		
Fumbles-Lost	2-1	3-2		
Time of Pos.	35:03	24:57		

2004 Pittsburgh Steelers

Final Postseason Statistics (1-1)

DATE	RESULT	OPPONENT	ATTN.
1/15 AFC Divisional Playoff	W 20-17 OT	N.Y. Jets	64,915
1/23 AFC Championship Game	L 41-27	New England	65,242

TEAM STATISTICS

	Pitt.	Opp.
TOTAL FIRST DOWNS	42	35
Rushing	18	11
Passing	24	20
Penalty	0	4
3rd Down: Made/Att	12/27	8/24
3rd Down Pct.	44.4	33.3
4th Down: Made/Att	1/2	1/1
4th Down Pct.	50.0	100.0
Possession Avg.	32:36	27:24
TOTAL NET YARDS	752	597
AVG. PER GAME	376.0	298.5
Total Plays	136	118
Avg. Per Play	5.5	5.1
NET YARDS RUSHING	356	236
Avg. Per Game	178.0	118.0
Total Rushes	80	59
NET YARDS PASSING	396	361
Avg. Per Game	198.0	180.5
Sacked/Yards Lost	2/11	5/28
Gross Yards	407	389
Att./Completions	54/31	54/35
Completion Pct.	57.4	64.8
Had Intercepted	5	1
Punts/Average	8/40.9	10/39.2
Net Punting Avg.	8/29.8	10/30.7
Penalties/Yards	8/65	5/40
Fumbles/Ball Lost	3/2	1/0
TOUCHDOWNS	5	7
Rushing	2	2
Passing	3	2
Returns	0	3

SCORE BY PERIODS	Q1	Q2	Q3	Q4	OT	PTS
TEAM	13	0	14	17	3	47
OPPONENTS	10	24	14	10	0	58

SCORING	TD	Ru	Pa	Ret	PAT	FG	SPTS
Reed	0	0	0	0	5/5	4/4	0 17
Bettis	2	2	0	0			0 12
Ward	2	0	2	0			0 12
Burress	1	0	1	0			0 6
Team	5	2	3	0	5/5	4/4	0 47
Opponents	7	2	2	3	7/7	3/5	0 58

2-Pt. Conversions: Team 0-0, Opponents 0-0

SACKS: Gildon 3.0, K. Bell 1.0, Jones 1.0, Porter 1.0, A. Smith 1.0, Team 7.0, Opponents 5.0

RUSHING	No.	Yds	Avg	Lg	TD
Bettis	44	165	3.8	25	2
Staley	21	80	3.8	9	0
Roethlisberger	9	75	8.3	20	0
Haynes	6	36	6.0	8	0
Team	80	356	4.5	25	2
Opponents	59	236	4.0	25t	2

RECEIVING	No.	Yds	Avg	Long	TD
Ward	15	214	14.3	30t	2
Burress	5	65	13.0	17	1
Randle El	4	58	14.5	34	0
Mays	2	19	9.5	11	0
Haynes	2	16	8.0	14	0
Bettis	1	21	21.0	21	0
Tuman	1	8	8.0	8	0
Rasby LG	1	6	6.0	6	0
Rasby TM	1	6	6.0	6	0
Team	31	407	13.1	34	3
Opponents	35	389	11.1	60t	2

INTERCEPTIONS	No.	Yds	Avg	Lg	TD
Polamalu	1	14	14.0	14	0
Team	1	14	14.0	14	0
Opponents	5	197	39.4	87t	2

PUNTING	No.	Yds	Avg	Net TB	In	Lg	BI
Gardocki	8	327	40.9	29.8	0	2	48 0
Team	8	327	40.9	29.8	0	2	48 0
Opponents	10	392	39.2	30.7	1	2	54 0

PUNT RETURNS	Ret	FC	Yds	Avg	Lg	TD
Randle El	7	0	65	9.3	22	0
Team	7	0	65	9.3	22	0
Opponents	7	0	89	12.7	75t	1

KICKOFF RETURNS	No.	Yds	Avg	Lg	TD
I. Taylor	6	87	14.5	30	0
Randle El	5	95	19.0	26	0
Cushing	1	11	11.0	11	0
Team	12	193	16.1	30	0
Opponents	10	220	22.0	30	0

FIELD GOALS

	1-19	20-29	30-39	40-49	50+
Reed	0/0	1/1	1/1	2/2	0/0
Team	0/0	1/1	1/1	2/2	0/0
Opponents	0/0	0/0	1/1	2/4	0/0

Reed: (45G,33G)/(43G,20G)

Opponents: (42G,47N,43N)/(48G,31G)

PASSING	Att	Cmp	Yds	Cmp%	Yds/Att	TD	TD%	Int	Int%	Lg	Sack/Lost	Rating
Roethlisberger	54	31	407	57.4	7.54	3	5.6	5	9.3	34	2/11	61.3
Team	54	31	407	57.4	7.54	3	5.6	5	9.3	34	2/11	61.3
Opponents	54	35	389	64.8	7.20	2	3.7	1	1.9	60t	5/28	90.7

2004 STEELERS POSTSEASON DEFENSIVE/SPECIAL TEAMS STATISTICS

Player	Sack/										SPECIAL TEAMS STATISTICS					
	U	A	Tot	Yds.	Int	TFL	PD	FF	FR		U	A	Tot	FF	FR	BL
James Farrior	9	10	19	0.0/0.0	0	2	0	0	0		0	0	0	0	0	0
Willie Williams	14	4	18	0.0/0.0	0	1	3	0	0		0	0	0	0	0	0
Chris Hope	8	7	15	0.0/0.0	0	1	1	0	0		0	0	0	0	0	0
Troy Polamalu	10	4	14	0.0/0.0	1	1	1	0	0		0	0	0	0	0	0
Clark Haggans	5	8	13	2.0/18.0	0	1.5	1	0	0		0	0	0	0	0	0
Larry Foote	7	2	9	0.0/0.0	0	1	0	0	0		0	0	0	0	0	0
Joey Porter	6	3	9	1.0/4.0	0	1	1	0	0		0	0	0	0	0	0
Aaron Smith	6	2	8	1.0/3.0	0	.5	0	0	0		0	0	0	0	0	0
Kimo von Oelhoffen	3	4	7	0.0/0.0	0	0	0	0	0		0	0	0	0	0	0
Chris Hoke	2	4	6	1.0/3.0	0	0	0	0	0		0	0	0	0	0	0
Deshea Townsend	4	2	6	0.0/0.0	0	0	2	1	0		0	0	0	0	0	0
Travis Kirschke	1	2	3	0.0/0.0	0	0	0	0	0		0	0	0	0	0	0
Chad Scott	2	0	2	0.0/0.0	0	0	0	0	0		0	0	0	0	0	0
Clint Kriewaldt	0	2	2	0.0/0.0	0	0	0	0	0		2	1	3	0	0	0
Russell Stuvaints	1	0	1	0.0/0.0	0	0	0	0	0		2	0	2	0	0	0
Kendrick Clancy	0	1	1	0.0/0.0	0	0	0	0	0		0	0	0	0	0	0
James Harrison	0	0	0	0.0/0.0	0	0	0	0	0		3	2	5	0	0	0
Sean Morey	0	0	0	0.0/0.0	0	0	0	0	0		2	1	3	0	0	0
Ricardo Colclough	0	0	0	0.0/0.0	0	0	0	0	0		2	0	2	0	0	0
Chidi Iwuoma	0	0	0	0.0/0.0	0	0	0	0	0		2	0	2	0	0	0
Ike Taylor	0	0	0	0.0/0.0	0	0	0	0	0		2	0	2	0	0	0
Brett Keisel	0	0	0	0.0/0.0	0	0	0	0	0		1	0	1	0	0	0
Lee Mays	0	0	0	0.0/0.0	0	0	0	0	0		0	1	1	0	0	0
Verron Haynes	0	0	0	0.0/0.0	0	0	0	0	0		0	1	1	0	0	0
TOTALS	78	55	133	5.0/28.0	1	9	3	1	0		16	6	22	0	0	0
OPPONENTS	94	52	146	2.0/11.0	5	3	14	3	2		16	5	21	0	0	0



PLAYOFFS




**AFC
Divisional
Playoff**
**Steelers 20, Jets 17 OT
January 15, 2005**


PITTSBURGH—A 33-yard field goal by kicker Jeff Reed allowed the Steelers to pull out a thrilling, 20-17, overtime victory against the New York Jets at Heinz Field.

The Steelers nearly saw their Super Bowl dreams end twice in the fourth quarter, but Jets kicker Doug Brien missed field goals of 47 and 43 yards in the final 2:02, sending the game into overtime tied at 17-17.

Pittsburgh took a 3-0 lead in the first quarter on a 45-yard field goal by Reed. Steelers strong safety Troy Polamalu intercepted Pennington's next pass and returned it 14 yards to the Jets 25-yard line, setting up a three-yard touchdown run by running back Jerome Bettis and a 10-0 Pittsburgh lead.

The Jets tied the game at 10-10 in the second quarter on a 42-yard field goal by Brien and a 75-yard punt return by Santana Moss.

The game remained tied until late in the third quarter when Steelers quarterback Ben Roethlisberger was intercepted by Jets strong safety Reggie Tongue, who

returned the ball 86 yards for a touchdown and a 17-10 New York lead.

The Jets held the lead until Roethlisberger completed a four-yard shovel pass to wide receiver Hines Ward, tying the game at 17-17, with six minutes left in regulation.

Brien missed a 47-yard field-goal attempt with 2:02 left in regulation, but Roethlisberger was intercepted by Jets cornerback David Barrett, who returned it 24 yards to the Pittsburgh 37. Brien, however, missed a 43-yard attempt at the end of regulation to send the game into overtime.

The Jets received the overtime kickoff but were forced to punt.

Pittsburgh regained possession at their own 13-yard line and moved the ball 72 yards on 13 plays, to the New York 15-yard line. After a New York timeout, Reed booted his 33-yard field goal to win the game.

Jets	0	10	7	0	0	17
STEELERS	10	0	0	7	3	20

TEAM	Q	TIME	PLAY	DRIVE	SCORE
PIT	1	5:18	Reed 45 FG	7-37; 3:20	3-0
PIT	1	1:58	Bettis 3 run (Reed kick)	5-25; 2:18	10-0
NYJ	2	10:33	Brien 42 FG	11-38; 6:25	10-3
NYJ	2	3:00	Moss 75 punt return (Brien kick)	—; —	10-10
NYJ	3	3:52	Tongue 86 interception return (Brien kick)	—; —	10-17
PIT	4	6:00	Ward 4 pass from Roethlisberger (Reed kick)	12-66; 6:41	17-17
PIT	5	3:56	Reed 33 FG	14-72; 8:19	20-17

Attendance: 64,915

TEAM STATISTICS			INDIVIDUAL STATISTICS	
	Jets	Steelers	RUSHING: N.Y.J. — Martin 19-77; Jordan 5-30; Pennington 2-3; Cotchery 1-0. Pit. — Bettis 27-101, 1 TD; Staley 11-54; Roethlisberger 4-30; Haynes 1-8.	
1st Downs	17 (4-11-2)	23 (10-13-0)	PASSING: N.Y.J. — Pennington 33-21-1, 182.	
3rd Downs	3-12 (25%)	8-15 (53%)	Pit. — Roethlisberger 30-17-2, 181, 1 TD.	
4th Downs	0-0 (0%)	0-0 (0%)	RECEIVING: N.Y.J. — McCareins 5-82; Moss 4-31; Martin 4-29; Sowell 3-11; Becht 2-15; Baker 2-8; Jordan 1-6. Pit. — Ward 10-105, 1 TD; Burress 2-28; Mays 2-19; Bettis 1-21; Randle El 1-6; Haynes 1-2.	
Total Net Yards	275	364		
Plays-Avg.	63-4.4	74-4.9		
Rushing Yards	110	193		
Att.-Avg.	27-4.1	43-4.5		
Passing Yards	165	171		
Sacked by Opp.	3-17	1-10		
Pass-Att.-Comp.	33-21-1	30-17-2		
Punts-Avg.	6-38.5	5-39.6		
Penalties	4-35	6-45		
Fumbles-Lost	0-0	1-1		
Time of Pos.	31:22	39:42		


**AFC
Championship
Game**
**Patriots 41, Steelers 27
January 23, 2005**


PITTSBURGH— The Steelers dreams of advancing to Super Bowl XXXIX ended when Pittsburgh suffered a disappointing 41-27 loss to the New England Patriots in the AFC Championship Game at Heinz Field.

Three first-half Steelers turnovers were converted into 17 New England points as the Patriots jumped out to a 24-3 lead after 30 minutes, despite controlling the ball for only 10:19.

Steelers rookie quarterback Ben Roethlisberger suffered his first career loss as a starter. Roethlisberger's first pass of the game was intercepted by New England safety Eugene Wilson, setting up a 48-yard Adam Vinatieri field goal and a 3-0 Patriots lead.

New England capitalized on their next offensive possession when quarterback Tom Brady connected with wide receiver Deion Branch for a 60-yard touchdown pass and a 10-0 lead in the first quarter.

Pittsburgh cut the lead to 10-3 on a 43-yard field goal by kicker Jeff Reed. The Patriots extended their lead to 17-3 on a nine-yard TD pass to WR David Givens.

The Steelers appeared ready to answer on their next drive, using seven plays to move the ball from their own 23 to the New England 19. But Roethlisberger's pass — intended for tight end Jerame Tuman — was picked off by safety Rodney Harrison and returned 87 yards for another New England score.

Steelers running back Jerome Bettis scored on a five-yard touchdown run to bring Pittsburgh within 24-10 in the third quarter.

On their next drive, though, the Patriots increased their lead to 31-10 on a 25-yard touchdown run by running back Corey Dillon.

A 30-yard touchdown pass to WR Hines Ward and a 20-yard field goal by Jeff Reed made the score, 31-17.

Vinatieri's 31-yard field goal and a 23-yard touchdown pass to Branch extended the Patriots lead to 41-20.

Pittsburgh did score a final touchdown on a seven-yard pass to Burress, but New England ran out the clock for the victory.

Patriots	10	14	7	10	41
STEELERS	3	0	14	10	27

TEAM	Q	TIME	PLAY	DRIVE	SCORE
NE	1	11:20	Vinatieri 48 FG	5-18; 2:13	0-3
NE	1	6:49	Branch 60 pass from Brady (Vinatieri kick)	1-60; 0:09	0-10
PIT	1	1:22	Reed 43	5-23; 2:10	3-10
NE	2	7:08	Givens 9 pass Brady (Vinatieri kick)	5-70; 2:52	3-17
NE	2	2:14	Harrison 87 interception return		3-24
PIT	3	10:54	Bettis 5 run (Reed kick)	5-56; 2:39	10-24
NE	3	7:27	Dillon 25 run (Vinatieri kick)	7-69; 3:27	10-31
PIT	3	2:35	Ward 30 pass from Roethlisberger (Reed kick)	10-60; 4:52	17-31
PIT	4	13:29	Reed 20 FG	6-53; 2:14	20-31
NE	4	8:03	Vinatieri 31 FG	10-49; 5:26	20-34
NE	4	2:23	Branch 23 run (Vinatieri kick)	10-55; 5:06	20-41
PIT	4	0:52	Burress 7 pass from Roethlisberger (Reed kick)	6-61; 1:31	27-41

Attendance: 65, 242

TEAM STATISTICS			INDIVIDUAL STATISTICS	
	Patriots	Steelers	RUSHING: N.E. — 24-73, 1 TD; Branch 2-37, 1 TD; Faulk 3-20, 1 TD; Brady 2-(-2); Givens 1-(-2). Pit. — Bettis 17-64, 1 TD; Roethlisberger 5-45; Haynes 5-28; Staley 10-26.	
1st Downs	18 (7-9-2)	19 (8-11-0)	PASSING: N.E. — Brady 21-14-0, 207, 2 TD. Pit. — Roethlisberger 24-14-3, 226, 2 TD.	
3rd Downs	5-12 (42%)	4-12 (33%)	RECEIVING: N.E. — Givens 5-59, 1 TD; Branch 4-116, 1 TD; Brown 1-11; Fauria 1-9; Patten 1-8; Dillon 1-5; Graham 1-(-1). Pit. — Ward 5-109, 1 TD; Randle El 3-52; Burress 3-37; Haynes 1-14; Tuman 1-8; Rasby 1-6.	
4th Downs	1-1 (100%)	1-2 (50%)		
Total Net Yards	322	388		
Plays-Avg.	55-5.9	62-6.3		
Rushing Yards	126	163		
Att.-Avg.	32-3.9	37-4.4		
Passing Yards	196	225		
Sacked by Opp.	2-11	1-1		
Pass-Att.-Comp.	21-14-0	24-14-3		
Punts-Avg.	4-40.3	3-43.0		
Penalties	1-5	2-20		
Fumbles-Lost	1-0	2-1		
Time of Pos.	28:29	31:31		

**2004 TOP INDIVIDUAL PERFORMANCES****TOP STEELERS INDIVIDUAL PERFORMANCES IN 2004****Rushing Yards (100 or More)**

Player	Opponent	Date	No.	Yds.	Avg.	LG	TD
Jerome Bettis	Philadelphia	11/7/04	33	149	4.5	24	0
Jerome Bettis	N.Y. Giants	12/18/04	36	140	3.9	23	1
Jerome Bettis	Cincinnati	11/21/04	29	129	4.4	11	0
Duce Staley	New England	10/31/04	25	125	5.0	11	0
Duce Staley	Cincinnati	10/3/04	25	123	4.9	16	0
Jerome Bettis	Baltimore	12/26/04	27	117	4.3	11	0
Duce Staley	Cleveland	10/10/04	21	117	5.6	25	1
Jerome Bettis	Cleveland	11/14/04	29	103	3.6	7	2
Willie Parker	Buffalo	1/2/05	19	102	5.4	58	0
Jerome Bettis	N.Y. Jets+	1/15/05	27	101	3.7	13	1
Duce Staley	Miami	9/26/04	22	101	4.6	38	0
Jerome Bettis	Washington	11/28/04	31	100	3.2	16	1

Receiving Yards (100 or More)

Player	Opponent	Date	No.	Yds.	Avg.	LG	TD
Hines Ward	Baltimore	9/19/04	6	151	25.2	58	1
Antwaan Randle El	N.Y. Giants	12/18/04	5	149	29.8	39	1
Plaxico Burress	Cleveland	10/10/04	6	136	22.7	48	1
Hines Ward	N.Y. Giants	12/18/04	9	134	14.9	40	0
Hines Ward	New England+	1/23/05	5	109	21.8	30	1
Hines Ward	N.Y. Jets+	1/15/05	10	105	10.5	18	1

Passing Yards (300 or More)

Player	Opponent	Date	Att.	Comp.	Yds.	TD	Int.
Ben Roethlisberger	N.Y. Giants	12/18/04	28	18	316	1	2

TOP OPPONENT INDIVIDUAL PERFORMANCES IN 2004**Rushing Yards (100 or More)**

Player	Opponent	Date	No.	Yds.	Avg.	LG	TD
Rudi Johnson	Cincinnati	10/3/04	24	123	5.1	15	1

Receiving Yards (100 or More)

Player	Opponent	Date	No.	Yds.	Avg.	LG	TD
Terry Glenn	Dallas	10/17/04	7	140	20.0	48	0
Deion Branch	New England+	1/23/05	4	116	29.0	60	1
Andre' Davis	Cleveland	10/10/04	5	101	20.0	50	1
David Givens	New England	10/31/04	8	101	12.6	23	2


Passing Yards (300 or More)

Player	Opponent	Date	Att.	Comp.	Yds.	TD	Int.
Rich Gannon	Oakland	9/12/04	37	20	305	2	2

+AFC Divisional Playoff/Championship Game



STEELERS HISTORY





The fifth-oldest franchise in the NFL, the Steelers were founded on July 8, 1933 by Arthur Joseph Rooney. Originally named the Pittsburgh Pirates, they were a member of the Eastern Division of the 10-team NFL. The other four current NFL teams in existence at that time were the Chicago (Arizona) Cardinals, Green Bay Packers, Chicago Bears and New York Giants.

One of the great pioneers of the sports world, Art Rooney passed away on August 25, 1988 following a stroke at the age of 87. "The Chief," as he was affectionately known, is enshrined in the Pro Football Hall of Fame and is remembered as one of Pittsburgh's great people.

Born on January 27, 1901 in Coultersville, Pa., Art Rooney was the oldest of Daniel and Margaret Rooney's nine children. He grew up in Old Allegheny, now known as Pittsburgh's North Side, and until his death he lived on the North Side just a short distance from Three Rivers Stadium.

Rooney attended St. Peter's Parochial School and Duquesne University Prep School. He studied collegiately at Indiana (Pa.) Normal, which is now Indiana University of Pennsylvania, as well as at Georgetown and Duquesne.

An exceptional all-around athlete, Rooney held middleweight and welterweight titles from the AAU Boxing Championships and was named to the U.S. Olympic Boxing Team in 1920, although he did not participate in the Olympic Games. He played minor league baseball from 1920-25 before a promising career was cut short by an arm injury. Rooney continued playing football for several semi-pro teams in the Pittsburgh area. He was married on June 11, 1931 to Kathleen McNulty, and the couple had five sons — Daniel, Art Jr., Tim, John and Pat. In 1964, Rooney was inducted into the Pro Football Hall of Fame for his contributions to the growth of the NFL and the Pittsburgh Steelers.

By the mid-1960s, Steelers founder Art Rooney had begun to turn over much of the operation of the Steelers to his oldest son, Dan. After having worked in every area of the organization since 1955, Daniel M. Rooney was named president of the Steelers in 1975. In 2000, Dan Rooney was inducted into the Pro Football Hall of Fame. He joined his father Art to form only the second father-son tandem to be inducted into the Hall of Fame. New York Giants owner Wellington Mara and his father Tim were the first.

Now in his 50th year with the organization, he is one of the most active NFL owners and one of Pittsburgh's most involved executives in civic affairs. Among his community activities, Dan Rooney is a board member for The United Way of America, The American Ireland Fund, The American Diabetes Association, Presbyterian University Hospital, The Pittsburgh History and Landmarks Foundation and Duquesne University.

Dan Rooney has been a member of several NFL committees over the past 30-plus years. He has served on the board of directors for the NFL Trust Fund, NFL Films and the Scheduling Committee. He was appointed chairman of the Expansion Committee in 1973, which considered new franchise locations and directed the addition of Seattle and Tampa Bay as expansion teams in 1976.

In 1976 Rooney was also named chairman of the Negotiating Committee, and in 1982 he contributed to the negotiations for the Collective Bargaining Agreement for the NFL and the Players' Association. He again played a key role in the labor agreement reached between NFL owners and players in 1993. Rooney was also largely responsible for developing the realignment plan and scheduling format that the NFL adopted prior to the 2002 season. In October 2002, he was named chairman of the NFL's Diversity in the Workplace Committee. Rooney is also a member of the eight-person Management Council Executive Committee, the Hall of Fame Committee, and the NFL Properties Executive Committee. In February 1999, he was named the recipient of the Philadelphia Maxwell Football Club's Francis J. "Reds" Bagnell Award for outstanding contributions to the game of football.

Daniel M. Rooney was born on Pittsburgh's North Side on July 20, 1932. He is a 1950 graduate of North Catholic High School, where he played quarterback on the



varsity football team. He went on to graduate from Duquesne University in 1955 with a bachelor of arts degree in accounting. Rooney and his wife Patricia live on the North Side. The Rooneys have nine children.

In 2002, Dan Rooney officially turned over the title of Steelers' team president to his oldest son, Art Rooney II, who had previously served as the team's vice president and general counsel. Art II also previously served as Chairman of the Board of Klett Rooney Lieber & Schorling, Attorneys at Law. A 1978 graduate of the University of Pittsburgh where he majored in political science, Art II received his law degree from Duquesne University School of Law in 1982. He and his wife Greta have four children.

1930s: After founding the Pirates in 1933, Art Rooney watched his club struggle through its first seven seasons with just 22 wins and five different head coaches. While home games were played at Forbes Field, Rooney often took his team to such cities as Johnstown, Latrobe, Youngstown, New Orleans, and Louisville in the 1930s due to competition with baseball and college football.

In 1938 Rooney signed Colorado All-America Byron "Whizzer" White to a \$15,800 contract, making White the first "big money" player in the NFL. White led the league in rushing that year and became one of the NFL's most illustrious alumni. He served 31 years as a Justice of the United States Supreme Court before retiring in 1993.

1940s: In 1940 Rooney changed the team name to the Pittsburgh Steelers, representing the heritage of Pittsburgh. The first winning record in the organization's history came in 1942 when head coach Walt Kiesling led the Steelers to a 7-4 finish with the league-leading rushing of rookie Bill Dudley. But the next year Dudley joined the Armed Forces along with many other NFL players as the nation went to war. With rosters depleted, Rooney merged the Steelers with the Philadelphia Eagles in 1943 (Phil-Pitt "Steagles") and with the Chicago Cardinals (Card-Pitt) in 1944.

Rooney hired legendary Pitt coach Jock Sutherland in 1946, and Dudley returned from the war to earn NFL MVP honors, leading the league in rushing, interceptions, and punt returns. Today, Dudley is a member of the Pro Football Hall of Fame.

Sutherland led the 1947 Steelers to an 8-4 record and a share of the Eastern division title, but they lost their first-ever postseason game, 21-0, to Philadelphia. Sutherland died suddenly the following spring while on a scouting trip.

1950s: Succeeding Sutherland, John Michelosen was head coach for the 1948-51 seasons, compiling a 20-26-2 record. In 1952 Joe Bach returned for his second stint with the Steelers, having coached the team previously in 1935-36. The Steelers became the last team to abandon the single wing for the T-formation in 1952.

Bach resigned for health reasons following the 1954 season and was replaced by assistant coach Walt Kiesling, who had been the Steelers' head coach twice previously. Kiesling's three stints covered the 1939-40, 1941-44, and 1954-56 campaigns.

1960s: Buddy Parker was named head coach in 1957 and over the next eight years he led the Steelers to five non-losing seasons. Hall of Fame quarterback Bobby Layne quarterbacked the team through three of those campaigns, leading the Steelers to a 9-5 mark and a playoff game vs. Detroit in 1962, which the Steelers lost 17-10. Parker completed his tenure with a 51-48-6 record and ranks third among all-time Steelers coaches for career wins.

On October 25, 1964, the Steelers made team history when they retired jersey No. 70 in honor of former defensive tackle Ernie Stautner. Stautner, who was inducted into the Pro Football Hall of Fame in 1969, remains the only Steelers player to have his jersey retired.

Brief head coaching stints by Mike Nixon in 1965 and Bill Austin from 1966-68 preceded the hiring of the 37-year-old Chuck Noll on January 27, 1969. Noll began to rebuild the Steelers through the draft, starting with the defense when he selected defensive tackle Joe Greene with his first choice in 1969. Today Greene is a member of the Pro Football Hall of Fame.



1970s: A 1-13 record in 1969 gave the Steelers the first overall choice in the 1970 draft, with which Noll addressed the offense by selecting quarterback Terry Bradshaw, another Hall of Famer, after the Steelers won the first selection by winning a coin toss with the Chicago Bears. Cornerback Mel Blount was added in the third round that year, followed by linebacker Jack Ham in 1971 and running back Franco Harris in 1972. In all, Noll drafted nine players who are now enshrined in the Hall of Fame including three in his first 20 picks and four of his first 38.

Two significant changes took place in 1970. The Steelers moved from the NFL Century Division to the AFC Central with the merger of the American Football League and the NFL. The Steelers also moved into a new home as Three Rivers Stadium opened. Previously, the Steelers had played home games at Forbes Field from 1933-57 and at both Forbes Field and Pitt Stadium from 1958-63. From 1964-69 the Steelers played at Pitt Stadium until Three Rivers opened in 1970.

Gradual improvement in the early 1970s resulted in the team's first division title in 1972 with an 11-3 record. In the first playoff game at Three Rivers the Steelers defeated the Oakland Raiders 13-7 with Franco Harris' "Immaculate Reception" in the final minute. Despite a 21-17 loss the following week to the undefeated Miami Dolphins, the Steelers had reached a new plateau.

It took 40 years for the Steelers to finally win their first division title, but over the next decade they achieved a level of success unprecedented in professional football.

In 1973 the Steelers won a wild card playoff berth with a 10-4 record. Oakland avenged their loss from the previous year, however, with a 33-14 defeat of the Steelers in the playoffs.

The Steelers won their first of six consecutive AFC Central titles in 1974 and marched past Buffalo (32-14) and Oakland (24-13) en route to their first Super Bowl appearance in Super Bowl IX. The fierce Pittsburgh defense led the way to a 16-6 victory vs. the Minnesota Vikings, and Art Rooney was presented the Vince Lombardi Trophy for the first time.

In 1975 the Steelers won 11 straight games to finish 12-2 and claim their second consecutive division crown. After defeating Baltimore (28-10) and Oakland (16-10) in the playoffs the Steelers became the third team in NFL history, joining Green Bay and Miami, to win back-to-back Super Bowls with a 21-17 win versus the Dallas Cowboys in Super Bowl X.

The 1976 Steelers struggled to a 1-4 start before reeling off nine straight victories including five shutouts to win the division with a 10-4 mark. They defeated Baltimore 40-14 in the playoffs, but lost to Oakland, 24-7, after both starting running backs, Franco Harris and Rocky Bleier, were injured. The following year the Steelers dropped a 34-21 decision to Denver in the first round of the playoffs after posting a 9-5 regular-season record.

In 1978 the Steelers made history after a league-best 14-2 regular season and playoff wins versus Denver (33-10) and Houston (34-5). Their 35-31 Super Bowl XIII win versus Dallas made the Steelers the first team to win three Super Bowls.

Yet another standard was set the following year when the 1979 Steelers defeated the Los Angeles Rams, 31-19, in Super Bowl XIV to make them the first team in history to win four Super Bowls and the only team to win back-to-back Super Bowls twice. The Super Bowl victory followed a 12-4 regular season and playoff wins versus Miami (34-14) and Houston (27-13). With six consecutive AFC Central crowns, eight straight years of playoff appearances and four Super Bowl championships, the Steelers were tagged the "Team of the Decade" for the 1970s.

1980s: As the 1980s opened the Steelers stumbled, failing to make the playoffs in 1980 and 1981 with records of 9-7 and 8-8.

In 1982 the Steelers celebrated the team's 50th anniversary by qualifying for the playoffs with a 6-3 finish in a strike-interrupted season. During the season an anniversary banquet was held to commemorate the team's first 50 seasons and to honor the Steelers' all-time team as selected by fan voting. Thousands of fans were attracted to Pittsburgh for a week of activities and exhibits before the anniversary season was



ended by San Diego's 31-28 win in the playoffs. This would be the last playoff game at Three Rivers until the 1992 season, a span of 10 years.

The 1983 Steelers won their eighth division title with a 10-6 record, but fell in the postseason, 38-10, to the Los Angeles Raiders. The following year the Steelers won their ninth division crown and the team advanced to the AFC Championship game with a 24-17 playoff win at Denver. A 45-28 loss to Miami in the AFC Championship game prevented the Steelers from a fifth Super Bowl appearance.

The Steelers' streak of 13 consecutive non-losing seasons came to an end in 1985 with a 7-9 finish, followed by 6-10 in 1986. Playoff hopes remained alive in 1987 until the Steelers lost their last two games to finish 8-7 during the strike-shortened season.

In 1988 the team suffered through its worst campaign in 19 years with a 5-11 record. The next season got off to a similar start with losses of 51-0 and 41-10 in the first two games as the offense failed to score in the first month of the season. But the young team fought back to finish 9-7 and earn a wild card playoff berth on the season's final weekend. An exciting 26-23 overtime playoff win in Houston was followed by a heartbreaking 24-23 divisional playoff loss at Denver in which the Steelers led until the final minutes.

1990s: A 9-7 finish in 1990 left the Steelers in a three-way tie for the AFC Central lead, but they were eliminated from playoff contention by a 2-4 division record. The 1991 team finished second in the division despite a 7-9 record, winning the last two games under Noll at home against the Cincinnati Bengals and Cleveland Browns.

On December 26, 1991 Noll announced his retirement from football after 39 consecutive seasons, the last 23 as the Steelers' head coach which made him one of only four men to coach the same team for 23 consecutive years. He left as the fifth-winningest coach in NFL history with an overall record of 209-156-1, and as the only coach to win four Super Bowls. Noll was rewarded in 1993 with his election to the Hall of Fame in his first year of eligibility.

A new era began in 1992 with the retirement of Noll and the arrival of 34-year-old Bill Cowher, the National Football League's youngest head coach at the time he assumed control. In the first season of the new era, the Steelers won the AFC Central division crown for the first time since 1984 with an 11-5 record. While the team enjoyed new-found success, Cowher was recognized by the Associated Press as the NFL's Coach of the Year and six Steelers played in the Pro Bowl, the most in more than a decade.

Under Cowher the Steelers became the first AFC team since the 1970 merger to claim its 10th division title. Their 11-5 record equaled the best in the conference and gave the Steelers home field advantage throughout the playoffs. However, in the first postseason game at Three Rivers in exactly 10 years the Steelers were defeated by eventual AFC champion Buffalo, 24-3.

In 1993, the Steelers earned a wild card playoff berth, marking their first consecutive playoff appearances since the 1983-84 seasons. A 9-7 record was good for second place in the division, but the season ended in a 27-24 overtime loss at Kansas City in the AFC Wild Card game.

The 1994 Steelers won seven of their final eight regular-season games for their strongest finish since 1978. They captured their second division title in three years with the AFC's best record of 12-4. After a 29-9 victory over the Cleveland Browns in the first round of the playoffs, Pittsburgh hosted their first AFC Championship game since 1979. The game went down to the wire and the Steelers lost to the San Diego Chargers, 17-13.

At 38, Bill Cowher became the youngest head coach to lead his team to a Super Bowl. Along the way, Cowher's team captured their third AFC Central division title in four years, made their fourth straight playoff appearance, and won the Steelers' first AFC title since 1979. After a first-round bye, they defeated the Buffalo Bills (40-21) and the Indianapolis Colts (20-16), before losing to the Dallas Cowboys, 27-17, in Super Bowl XXX in Tempe, Arizona.



In 1996, injuries forced Cowher to use 40 different starters during the course of the season. But the Steelers' "never-say-die" attitude led to a 10-6 finish and their fifth consecutive trip to the playoffs. Cowher earned his 50th regular-season win Nov. 3, 1996 in his 73rd game to become the eighth fastest to reach 50 wins. He ended the season with 57 career victories ranking him as the second winningest coach in team history, behind his predecessor Noll.

The Steelers captured their fourth consecutive AFC Central title in 1997, while posting an 11-5 record. They were one play away from earning their sixth Super Bowl appearance and lost to Denver, 24-21, in the AFC Championship game.

In 1998, the Steelers finished a disappointing 7-9, losing their last five regular-season games and missing the playoffs for the first time under Bill Cowher. It marked the first time that Cowher had been associated with a team with a losing record during his 14-year coaching career.

The Steelers suffered their second consecutive losing season under Cowher in 1999, when their record fell to 6-10, including a six-game losing streak. The Steelers fourth-place finish in the AFC Central was the team's worst finish under Bill Cowher.

2000s: The Steelers began a new century with a renewed commitment. After starting the 2000 season with an 0-3 record, the Steelers rebounded to finish the year at 9-7, and barely missed their seventh postseason appearance under Cowher.

However, 2000 may be remembered most for being the final season for the Steelers at Three Rivers Stadium. The Steelers were 4-4 during their final season at Three Rivers Stadium, including victories in four of their final six home games. The Steelers won their final game at Three Rivers, 24-3, against the Washington Redskins on Dec. 16.

The Steelers finished 31 seasons at Three Rivers Stadium (1970-2000) with a 182-73 home record, including the postseason. The Steelers recorded their largest regular-season home attendance figures (440,428) since 1998 in the final season, including a season-high 58,183 fans during the final game in stadium history.

The Steelers began a new era in team history in 2001 with the opening of their new stadium, Heinz Field. The Steelers posted an AFC-best 13-3 regular-season record, including a 7-1 mark at home, and advanced to the AFC Championship Game.

The inaugural game at Heinz Field was originally scheduled to be a nationally televised Sunday Night game on Sept. 16. However, the September 11 terrorist attacks on America forced the NFL to postpone all games that weekend — which were eventually rescheduled for the end of the season. As a result, the Steelers opened Heinz Field on Sunday, Oct. 7 with a 16-7 win against the Cincinnati Bengals.

The Steelers defeated the defending Super Bowl Champion Baltimore Ravens, 27-10, in the AFC Divisional Playoffs, in the first-ever postseason game played at Heinz Field. However, they suffered a disappointing, 24-17, loss at home in the AFC Championship game to the eventual Super Bowl-champion New England Patriots.

The Steelers entered the 2002 season with high hopes and Super Bowl aspirations. After a 0-2 start, the Steelers rallied to make the playoffs for the second consecutive season and the eighth time under Cowher. However, the team's Super Bowl hopes ended when they lost, 34-31, in overtime to the Tennessee Titans on the road.

The Steelers began the 2003 season with a 34-15 victory against AFC North rival Baltimore Ravens. However, the team never regained that magic and finished the season with a 6-10 record and out of the playoffs for the first time in three years.

The Steelers set a team record in 2004 by becoming the first AFC team to win 15 games (15-1) in the regular season. They ultimately advanced to the AFC Championship Game where they lost to the New England Patriots, 41-27. Nine Steelers were selected to play in the AFC-NFC Pro Bowl, the teams most since the 1979 season.





STEELERS COLDEST GAMES

Date	Team	W-L	Score	Temp.
Sun., Dec. 10, 1977	at Cincinnati	L	10-17	2°
Sun., Dec. 17, 1989	vs. New England	W	28-10	5°
Sun., Jan. 23, 2005*	vs. New England	L	41-27	11°
Sun., Jan. 4, 1976*	vs. Oakland	W	16-10	16°
Sun., Dec. 30, 2001	at Cincinnati	L	23-26	20°
Sun., Dec. 18, 1983	at Cleveland	L	17-30	20°
Sun., Jan. 20, 2002*	vs. Baltimore	W	27-10	21°
Sun., Dec. 15, 1985	vs. Buffalo	W	30-24	22°
Sun., Dec. 12, 1982	at Buffalo	L	0-13	22°
Sun., Jan. 6, 1980*	vs. Houston	W	27-13	22°

* Playoff game.

STEELERS WARMEST GAMES

Date	Team	W-L	Score	Temp.
Sun., Oct. 9, 1988	at Phoenix	L	14-31	94°
Sun., Sept. 20, 1992	at San Diego	W	23-6	92°
Sun., Sept. 6, 1998	at Baltimore	W	20-13	91°
Sun., Sept. 18, 1995	at Miami	L	10-23	91°
Sun., Sept. 10, 1981	at Miami	L	10-30	89°

Steelers Records at Heinz Field

Overall Record

27-9-1 (Regular season: 24-7-1; postseason: 3-2)

Steelers Biggest Wins-Worst Losses

Biggest Win: 33 points (47-14) (12/23/01 vs. Det.)

Worst Loss: 20 points (13-33) (10/5/03 vs. Cle.)

Largest Postseason Crowd

Attendance: 65,242 (1/23/05 vs. New England)

Largest Regular Season Crowd

Attendance: 64,975 (11/7/04 vs. Philadelphia)

Most Yards Passing

473* Tommy Maddox (11/10/02 vs. Atlanta)

332 Tommy Maddox (9/28/03 vs. Tennessee)

Most Touchdown Passes

4* Tommy Maddox (11/10/02 vs. Atlanta)

Most Passes Completed

31 Tommy Maddox (9/28/03 vs. Tennessee)

Most Passing Attempts

57 Tommy Maddox (12/8/02 vs. Houston)

Longest Pass Play

621 Tommy Maddox to Plaxico Burress
(11/10/02 vs. Atlanta)

Most Receptions

13 Hines Ward (11/30/03 vs. Cincinnati)

Most Yards Receiving

253* Plaxico Burress (11/10/02 vs. Atlanta)

151 Plaxico Burress (10/20/01 vs. Tennessee)

Most Yards Receiving By An Opponent

174 Torry Holt (10/26/03 vs. St. Louis)

Most Yards Rushing

153**Jerome Bettis (10/7/01 vs. Cincinnati)

Most Yards Rushing By An Opponent

129* Warrick Dunn (11/10/02 vs. Atlanta)

123 Rudi Johnson (10/3/04 vs. Cincinnati)

Most Rushing Attempts

37* Amos Zereoue (11/10/02 vs. Atlanta)

32 Jerome Bettis (12/21/03 vs. San Diego)

Longest Rushing Play

48** Jerome Bettis (10/7/01 vs. Cincinnati)

Most Quarterback Sacks

3.0 Joey Porter (9/15/02 vs. Oakland; 10/31/04
vs. New England)

Jason Gildon (11/9/03 vs. Arizona)

Kimo von Oelhoffen (12/7/03 vs. Oakland)

Most Quarterback Sacks (Team)

6 (12/23/01 vs. Detroit; 12/15/02 vs. Carolina)

Longest Fumble Return

49 Aaron Smith (9/12/04 vs. Oakland)

Longest Interception Return

84 Joey Porter (9/15/02 vs. Oakland)

Longest Kickoff Return

53 Ike Taylor (10/5/03 vs. Cleveland)

Longest Punt Return

841 Antwaan Randle El (10/26/03 vs. St. Louis)

Longest Punt Return for a TD

841 Antwaan Randle El (10/26/03 vs. St. Louis)

Longest Punt

72 Josh Miller (11/30/03 vs. Cincinnati)

Longest Field Goal

48 Jeff Reed (12/29/02 vs. Baltimore)

48 Kris Brown (10/7/01 vs. Cincinnati;
11/18/01 vs. Jacksonville)

Coldest Game

11****(1/23/05 vs. New England)

30° (12/7/03 vs. Oakland)

* Overtime

** Inaugural Game at Heinz Field

*** Postseason



Steelers Records at Three Rivers Stadium

Overall Record

182-73 (Includes Regular & Postseason Games)

Steelers Biggest Wins-Worst Losses

Biggest Win: 42 points (45-3) (9/8/85 vs. Ind.)

Worst Loss: 51 points (0-51) (9/10/89 vs. Cleveland)

Largest Postseason Crowd

Attendance 61,545 (1/15/94 vs. San Diego)

Largest Regular Season Crowd

Attendance 60,808 (12/18/94 vs. Cleveland)

Most Yards Passing

374 Mark Malone (9/30/85 vs. Cincinnati)

Most Touchdown Passes

5 Mark Malone (9/8/85 vs. Indianapolis)

Most Passes Completed

30 Terry Bradshaw (11/25/79 vs. Cleveland)

30 Neil O'Donnell (10/19/95 vs. Cincinnati)

Most Passing Attempts

52 Neil O'Donnell (10/19/95 vs. Cincinnati)

Longest Pass Play

89t Neil O'Donnell to Dwight Stone (9/1/91 vs. San Diego)

Most Receptions

14 Courtney Hawkins (11/1/98 vs. Tennessee)

Most Yards Receiving

196 Yancey Thigpen (10/26/97 vs. Jacksonville)

Most Yards Receiving by an Opponent

258 Qadry Ismail (12/12/99 vs. Baltimore)

Most Yards Rushing

190 Barry Foster (9/13/92 vs. New York Jets)

Most Yards Rushing by an Opponent

234 Fred Taylor (11/19/00 vs. Jacksonville)

Most Rushing Attempts

41 Franco Harris (10/17/76 vs. Cincinnati)

Longest Rushing Play

75 Sidney Thornton (9/23/79 vs. Baltimore)

Most Quarterback Sacks

4.5 Chad Brown (10/13/96 vs. Cincinnati)

4.5 L.C. Greenwood (11/25/79 vs. Cleveland)

Most Quarterback Sacks (Team)

10 (10/13/96 vs. Cincinnati)

Longest Fumble Return

102t Travis Davis (12/26/99 vs. Carolina)

Longest Kick Return

95t Larry Anderson (11/25/79 vs. Cleveland)

Longest Punt Return

67 John Stagger (9/26/71 vs. Cincinnati)

Longest Punt Return for a TD

53 Hank Poteat (12/16/00 vs. Washington)*

Longest Punt

72 Josh Miller (10/26/97 vs. Jacksonville)

Longest Field Goal

55 Gary Anderson (11/25/84 vs. San Diego)

Coldest Game

5° (12/17/89 vs. New England)

* Final Game at Three Rivers Stadium

STEELERS ATTENDANCE AT THREE RIVERS STADIUM

1970 - 318,698 (45,528)	1981 - 420,964 (52,621)	1992 - 427,282 (53,410)
1971 - 323,812 (46,259)	1982 - 208,890 (52,223)	1993 - 440,927 (55,116)
1972 - 340,549 (48,650)	1983 - 462,587 (57,823)	1994 - 461,272 (57,659)
1973 - 377,640 (47,205)	1984 - 447,288 (55,911)	1995 - 455,913 (56,989)
1974 - 325,457 (46,494)	1985 - 436,069 (54,509)	1996 - 466,944 (58,368)
1975 - 341,205 (46,744)	1986 - 414,937 (51,867)	1997 - 462,532 (57,817)
1976 - 330,620 (47,231)	1987 - 353,402 (50,486)	1998 - 464,619 (58,077)
1977 - 337,156 (48,165)	1988 - 396,044 (49,506)	1999 - 416,618 (52,077)
1978 - 380,258 (47,532)	1989 - 383,494 (47,937)	2000 - 440,428 (55,053)
1979 - 391,931 (48,991)	1990 - 434,769 (54,346)	
1980 - 424,106 (53,013)	1991 - 406,935 (50,867)	

STEELERS IN THE PRO BOWL

1951

HB Joe Geri (1)
LB Jerry Shipkey (1)
C Bill Walsh (1)

1952

HB Joe Geri (2)
G George Hughes (1)
LB Jerry Shipkey (2)
C Bill Walsh (2)

1953

HB Lynn Chandnois (1)
QB Jim Finks (1)
HB Ray Mathews (1)
DE Bill McPeak (1)
E Elbie Nickel (1)
LB Jerry Shipkey (3)
DT Ernie Stautner (1)

1954

HB Lynn Chandnois (2)
MG Dale Dodril (1)
G George Hughes (2)
DE Bill McPeak (2)
HB Ray Mathews (2)
E Elbie Nickel (2)
DT Ernie Stautner (2)

1955

MG Dale Dodril (2)
HB John Lattner (1)

1956

DB Jack Butler (1)
MG Dale Dodril (3)
HB Ray Mathews (3)
DT Ernie Stautner (3)
T Frank Varichione (1)

1957

DB Jack Butler (2)
DE Bill McPeak (3)
E Elbie Nickel (3)
FB Fran Rogel (1)
DT Ernie Stautner (4)
T Frank Varichione (2)

1958

DB Jack Butler (3)
MG Dale Dodril (4)
E Jack McClairn (1)
QB Earl Morrall (1)
DT Ernie Stautner (5)
T Frank Varichione (3)

1959

DB Jack Butler (4)
DT Ernie Stautner (6)
HB Tom Tracy (1)
T Frank Varichione (4)

1960

DB Dean Derby (1)
QB Bobby Layne (1)
G John Nisby (1)
E Jimmy Orr (1)
LB John Reger (1)

DT Ernie Stautner (7)

1961

LB John Reger (2)
G Mike Sandusky (1)
DT Ernie Stautner (8)
HB Tom Tracy (2)
T Frank Varichione (5)

1962

E Buddy Dial (1)
G John Nisby (2)
LB Myron Pottios (1)
LB John Reger (3)
DT Ernie Stautner (9)

1963

TE Preston Carpenter (1)
FB John Henry Johnson (1)
DT Gene Lipscomb (1)
DE Lou Michaels (1)
C Buzz Nutter (1)

1964

T Charley Bradshaw (1)
FB John Henry Johnson (2)
DT Joe Krupa (1)
DT Lou Michaels (2)
LB Myron Pottios (2)
DB Clendenon Thomas (1)

1965

E Gary Ballman (1)
T Charley Bradshaw (2)
FB John Henry Johnson (3)
LB Myron Pottios (3)

1966

E Gary Ballman (2)

1967

K Mike Clark (1)
DB Brady Keys (1)
DE Ben McGee (1)

1968

DB Marv Woodson (1)

1969

HB Dick Hoak (1)
E Roy Jefferson (1)
DE Ben McGee (2)
LB Andy Russell (1)

1970

DT Joe Greene (1)
E Roy Jefferson (2)
P Bob Walden (1)

1971

DT Joe Greene (2)
LB Andy Russell (2)

1972

DT Joe Greene (3)

LB Andy Russell (3)

1973

LB Henry Davis (1)
PK Roy Gerela (1)
DT Joe Greene (4)
RB Franco Harris (1)
LB Andy Russell (4)
DE Dwight White (1)

1974

DT Joe Greene (5)
DE L.C. Greenwood (1)
LB Jack Ham (1)
RB Franco Harris (2)
LB Andy Russell (5)
WR Ron Shanklin (1)
G Bruce Van Dyke (1)
DE Dwight White (2)

1975

PK Roy Gerela (2)
DT Joe Greene (6)
DE L.C. Greenwood (2)
LB Jack Ham (2)
RB Franco Harris (3)
LB Andy Russell (6)

1976

CB Mel Blount (1)
QB Terry Bradshaw (1)
S Glen Edwards (1)
DT Joe Greene (7)
DE L.C. Greenwood (3)
LB Jack Ham (3)
RB Franco Harris (4)
LB Jack Lambert (1)
LB Andy Russell (7)
WR Lynn Swann (1)
S Mike Wagner (1)

1977

CB Mel Blount (2)
S Glen Edwards (2)
DT Joe Greene (8)
DE L.C. Greenwood (4)
LB Jack Ham (4)
RB Franco Harris (5)
LB Jack Lambert (2)
CB J.T. Thomas (1)
S Mike Wagner (2)

1978

LB Jack Ham (5)
RB Franco Harris (6)
LB Jack Lambert (3)
WR Lynn Swann (2)

1979

CB Mel Blount (3)
QB Terry Bradshaw (2)
DT Joe Greene (9)
DE L.C. Greenwood (5)
LB Jack Ham (6)
RB Franco Harris (7)
LB Jack Lambert (4)
S Donnie Shell (1)
WR Lynn Swann (3)
C Mike Webster (1)

STEELERS IN THE PRO BOWL

1980

CB Mel Blount (4)
 QB Terry Bradshaw (3)
 DT Joe Greene (10)
 DE L.C. Greenwood (6)
 LB Jack Ham (7)
 RB Franco Harris (8)
 LB Jack Lambert (5)
 S Donnie Shell (2)
 WR John Stallworth (1)
 C Mike Webster (2)

1981

LB Jack Ham (8)
 RB Franco Harris (9)
 LB Jack Lambert (6)
 S Donnie Shell (3)
 C Mike Webster (3)

1982

CB Mel Blount (5)
 LB Jack Lambert (7)
 S Donnie Shell (4)
 C Mike Webster (4)

1983

OT Larry Brown (1)
 LB Jack Lambert (8)
 S Donnie Shell (5)
 WR John Stallworth (2)
 C Mike Webster (5)

1984

PK Gary Anderson (1)
 LB Jack Lambert (9)
 C Mike Webster (6)

1985

LB Robin Cole (1)
 WR Louis Lipps (1)
 LB Mike Merrweather (1)
 WR John Stallworth (3)
 C Mike Webster (7)

1986

PK Gary Anderson (2)
 WR Louis Lipps (2)
 LB Mike Merrweather (2)
 C Mike Webster (8)

1987

LB Mike Merrweather (3)
 RB Earnest Jackson (2)

1988

C Mike Webster (9)

1989

OT Tunch Ilkin (1)

1990

OT Tunch Ilkin (2)
 KR Rod Woodson (1)

1991

LB David Little (1)
 CB Rod Woodson (2)

1992

LB Greg Lloyd (1)
 CB Rod Woodson (3)

1993

C Dermontti Dawson (1)
 RB Barry Foster (1)
 G Carlton Haselrig (1)
 LB Greg Lloyd (2)
 QB Neil O'Donnell (1)
 CB Rod Woodson (4)

1994

PK Gary Anderson (3)
 C Dermontti Dawson (2)
 RB Barry Foster (2)*
 TE Eric Green (1)
 LB Greg Lloyd (3)
 CB Rod Woodson (5)

1995

C Dermontti Dawson (3)
 LB Kevin Greene (2)
 S Camell Lake (1)
 LB Greg Lloyd (4)
 G Duval Love (1)
 CB Rod Woodson (6)

1996

C Dermontti Dawson (4)
 LB Kevin Greene (3)
 S Camell Lake (2)
 LB Greg Lloyd (5)
 WR Yancey Thigpen (1)

1997

RB Jerome Bettis (3)
 LB Chad Brown (1)
 C Dermontti Dawson (5)
 LB Levon Kirkland (1)
 S Camell Lake (3)
 CB Rod Woodson (7)

1998

RB Jerome Bettis (4)
 C Dermontti Dawson (6)
 LB Levon Kirkland (2)
 S Camell Lake (4)
 DT Joel Steed (1)
 WR Yancey Thigpen (2)

1999

C Dermontti Dawson (7)

2000

None

2001

LB Jason Gildon (1)

2002

LB Kendrell Bell (1)
 RB Jerome Bettis (5)*
 G Alan Faneca (1)
 LB Jason Gildon (2)
 CB Kordell Stewart (1)
 WR Hines Ward (1)

2003

G Alan Faneca (2)
 LB Jason Gildon (3)
 LB Joey Porter (1)
 WR Hines Ward (2)

2004

G Alan Faneca (3)
 DT Casey Hampton (1)
 WR Hines Ward (3)

2005

RB Jerome Bettis (6)
 G Alan Faneca (4)
 LB James Farrior (1)
 C Jeff Hartings (1)
 S Troy Polamalu (1)
 LB Joey Porter (2)
 DE Aaron Smith (1)
 OT Marvel Smith (1)
 WR Hines Ward (4)

(* Injured — did not play)



STEELERS EXPERIENCE IN POSTSEASON

STEELERS WITH POSTSEASON EXPERIENCE AS STEELERS (45):

- 9 games (1) - RB Jerome Bettis
- 8 games (1) - CB Willie Williams*
- 5 games (13) - WR Plaxico Burress, TE Matt Cushing, OG Alan Faneca, LB Clark Haggans, C Jeff Hartings, FB Dan Kreider, LB Joey Porter, LS Mike Schneck, DE Aaron Smith, OT Marvel Smith, CB Deshaea Townsend, TE Jerame Tuman, DE Kimo von Oelhoffen, WR Hines Ward
- 4 games (9) - LB James Farrior, LB Larry Foote, *NT Casey Hampton*, S Chris Hope, DE Brett Kiesel, *S Mike Logan*, WR Lee Mays, WR Antwaan Randle El, K Jeff Reed
- 3 games (1) - CB Chidi Iwuoma
- 2 games (18) - CB Ricardo Colclough, P Chris Gardocki, LB James Harrison, RB Verron Haynes, DL Chris Hoke, DL Travis Kirschke, LB Clint Kriewaldt, QB Tommy Maddox, WR Sean Morey, C Chukky Okobi, S Troy Polamalu, TE Walter Rasby, QB Ben Roethlisberger, *OG Kendall Simmons*, RB Duce Staley, OT Max Starks, S Russell Stuvaints, CB Ike Taylor
- 1 game (2) - TE Marco Battaglia, S Tyrone Carter

STEELERS WITH POSTSEASON EXPERIENCE ON OTHER NFL TEAMS (13):

- 8 games (1) - P Chris Gardocki (Chicago, Indianapolis, Cleveland)
- 7 games (1) - RB Duce Staley (Philadelphia)
- 5 games (1) - WR Sean Morey (Philadelphia)
- 4 games (2) - OT Barrett Brooks (Philadelphia, Detroit), CB Willie Williams (Seattle)
- 3 games (1) - TE Walter Rasby (Carolina, Detroit)
- 2 games (3) - CB Tyrone Carter (Minnesota), C Jeff Hartings (Detroit), Cedrick Wilson (San Francisco)
- 1 game (4) - DL Travis Kirschke (Detroit), LB Clint Kriewaldt (Detroit), *S Mike Logan* (Jacksonville), QB Tommy Maddox (Denver)

CURRENT STEELERS WITH NO POSTSEASON EXPERIENCE (8):

QB Charlie Batch, *S Ainsley Battles*, WR *Zamir Cobb*, LB Alonzo Jackson, OG Jim Jones, TE Matt Kranchick, RB Willie Parker, QB Brian St. Pierre

- Asterisk (*) indicates player was on Super Bowl XXX roster (1).
- *Italics indicate player was placed on reserve/injured list (6).*
- Underline indicates rookies (6).



STEELERS IN THE HALL OF FAME

ARTHUR J. ROONEY, Founder, President, and Chairman of the Board (1933-1988). Elected in 1964.

DANIEL M. ROONEY, President and Chairman (1955-present). Elected in 2000.

BERT BELL, Co-owner (1941-1946). Elected in 1963.

JOHNNY 'BLOOD' MCNALLY, Player (1934, 1937-1939), Coach (1937-39). Elected in 1963.

BILL DUDLEY, Player (1942, 1945-1946). Elected in 1966.

WALT KIESLING, Player (1937-1939), Coach (1939-1944, 1949-1961). Elected in 1966.

BOBBY LAYNE, Player (1958-1962). Elected in 1967.

ERNIE STAUTNER, Player (1950-1963). Elected in 1969.

JOE GREENE, Player (1969-1981), Coach (1987-1991). Elected in 1987.

JOHN HENRY JOHNSON, Player (1960-1965). Elected in 1987.

JACK HAM, Player (1971-1982). Elected in 1988.

MEL BLOUNT, Player (1970-1983). Elected in 1989.

TERRY BRADSHAW, Player (1970-1983). Elected in 1989.

FRANCO HARRIS, Player (1972-1983). Elected in 1990.

JACK LAMBERT, Player (1974-1984). Elected in 1990.

CHUCK NOLL, Coach (1969-1991). Elected in 1993.

MIKE WEBSTER, Player (1974-1988). Elected in 1997.

LYNN SWANN, Player (1974-82). Elected in 2001.

JOHN STALLWORTH, Player (1974-87). Elected in 2002.

Note: Other Hall of Famers who spent part of their careers with the Steelers include **CAL HUBBARD** (Player 1936, elected 1963), **MARION MOTLEY** (Player 1955, elected 1968), **EARLE (GREASY) NEALE** (Coach 1943, elected 1969), **BILL HEWITT** (Player 1943, elected 1971), and **LEN DAWSON** (Player 1957-1959, elected 1987).

Eligibility of Steelers' other potential Hall of Famers:

ART ROONEY JR., **L.C. GREENWOOD**, **DONNIE SHELL** and **DWIGHT WHITE**.



STEELERS ON MONDAY NIGHT

Overall: 31-20 Home: 19-5 Away: 12-15

11/2/70	Cincinnati	21-10	[W]
10/18/71	at Kansas City	38-16	[L]
11/5/73	Washington	21-16	[W]
12/3/73	at Miami	30-26	[L]
10/28/74	Atlanta	24-17	[W]
11/25/74	at New Orleans	28-7	[W]
11/24/75	at Houston	32-9	[W]
10/4/76	at Minnesota	17-6	[L]
9/19/77	San Francisco	27-0	[W]
10/17/77	Cincinnati	20-14	[W]
10/23/78	Houston	24-17	[L]
11/27/78	at San Francisco	24-7	[W]
9/3/79	at New England	16-13	ot [W]
10/22/79	Denver	42-7	[W]
12/10/79	at Houston	20-17	[L]
10/20/80	Oakland	45-34	[L]
12/22/80	at San Diego	26-17	[L]
10/26/81	Houston	26-13	[W]
12/7/81	at Oakland	30-27	[L]
9/13/82	Dallas	36-28	[W]
10/10/83	at Cincinnati	24-14	[W]
10/1/84	Cincinnati	38-17	[W]
11/19/84	at New Orleans	27-24	[L]
9/16/85	at Cleveland	17-7	[L]
9/30/85	Cincinnati	37-24	[L]
9/15/86	Denver	21-10	[L]
10/13/86	at Cincinnati	24-22	[L]
10/29/90	L.A. Rams	41-10	[W]
10/14/91	N.Y. Giants	23-20	[L]
10/19/92	Cincinnati	20-0	[W]
9/27/93	at Atlanta	45-17	[W]
11/15/93	Buffalo	23-0	[W]
12/13/93	at Miami	21-20	[W]
10/3/94	Houston	30-14	[W]
11/14/94	Buffalo	23-10	[W]
9/18/95	at Miami	23-10	[L]
11/13/95	Cleveland	20-3	[W]
9/16/96	Buffalo	24-6	[W]
10/7/96	at Kansas City	17-7	[W]
11/25/96	at Miami	24-17	[W]
9/22/97	at Jacksonville	30-21	[L]
11/3/97	at Kansas City	13-10	[L]
10/26/98	at Kansas City	20-13	[W]
11/9/98	Green Bay	27-20	[W]
12/28/98	at Jacksonville	21-3	[L]
10/25/99	Atlanta	13-9	[W]
10/29/01	Tennessee	34-7	[W]
9/9/02	at New England	30-14	[L]
10/21/02	Indianapolis	28-10	[W]
12/23/02	at Tampa Bay	17-7	[W]
11/17/03	at San Francisco	30-14	[L]

STEELERS ON THANKSGIVING DAY

Overall: 0-3 Home: 0-0 Away: 0-3

11/24/83	at Detroit	45-3	[L]
11/28/91	at Dallas	20-10	[L]
11/26/98	at Detroit	19-16	ot [L]

STEELERS ON THURSDAY NIGHT

Overall: 1-4 Home: 0-1 Away: 1-3

1/4/80	at Houston	6-0	[L]
9/10/81	at Miami	30-10	[L]
9/6/84	at N.Y. Jets	23-17	[W]
10/19/95	Cincinnati	27-9	[L]
12/2/99	at Jacksonville	20-6	[L]

STEELERS ON SATURDAY

Overall: 7-4 Home: 3-1 Away: 4-3

12/20/75	at L.A. Rams	10-3	[L]
12/9/78	Baltimore	35-13	[W]
12/16/78	at Denver	21-17	[W]
12/10/83	at N.Y. Jets	34-7	[W]
12/21/85	at N.Y. Giants	28-10	[L]
12/13/86	at N.Y. Jets	45-24	[W]
12/26/87	Cleveland	19-13	[L]
12/16/95	New England	41-27	[W]
12/13/97	at New England	24-21	ot [W]
12/18/99	at Kansas City	35-19	[L]
12/16/00	Washington	24-3	[W]
12/18/04	at N.Y. Giants	33-3-	[W]

STEELERS ON SUNDAY NIGHT

Overall: 9-11 Home: 3-3 Away: 6-8

11/12/78	at L.A. Rams	10-7	[L]
12/8/85	at San Diego	54-44	[L]
12/4/88	at Houston	37-34	[W]
9/16/90	Houston	20-9	[W]
11/18/90	at Cincinnati	27-3	[L]
12/30/90	at Houston	34-14	[L]
10/6/91	at Indianapolis	21-3	[W]
11/3/91	at Denver	20-13	[L]
10/25/92	at Kansas City	27-3	[W]
11/28/93	at Houston	23-3	[L]
10/30/94	at Arizona	20-17	ot [W]
10/12/97	Indianapolis	24-22	[W]
11/9/97	Baltimore	37-0	[W]
9/12/99	at Cleveland	43-0	[W]
11/19/00	Jacksonville	34-24	[L]
12/16/01	at Baltimore	26-21	[W]
9/15/02	Oakland	30-17	[L]
10/5/03	Cleveland	33-13	[L]
12/28/03	at Baltimore	13-10	ot [L]
12/5/04	at Jacksonville	17-16	[W]



STEELERS IN OVERTIME

Overall: 16-10-2

Home: 7-1-1

Away: 9-9-1

9/22/74	at Denver	35-35	[T]
9/24/78	Cleveland	15-9	[W]
9/3/79	at New England	16-13	[W]
11/25/79	Cleveland	33-30	[W]
9/27/81	New England	27-21	[W]
9/19/82	Cincinnati	26-20	[W]
12/2/84	at Houston	23-20	[L]
9/28/86	at Houston	22-16	[W]
11/23/86	at Cleveland	37-31	[L]
11/30/86	at Chicago	13-10	[L]
12/31/89	at Houston*	26-23	[W]
11/10/91	at Cincinnati	33-27	[W]
1/8/94	at Kansas City*	27-24	[L]
10/30/94	at Arizona	20-17	[L]

11/6/94	at Houston	12-9	[W]
11/20/94	Miami	16-13	[W]
11/5/95	at Chicago	37-34	[W]
10/26/97	Jacksonville	23-17	[W]
11/30/97	at Arizona	26-20	[W]
12/13/97	at New England	24-21	[W]
11/26/98	at Detroit	19-16	[L]
11/12/00	Philadelphia	26-23	[L]
11/11/01	at Cleveland	15-12	[W]
12/30/01	at Cincinnati	26-23	[L]
9/29/02	Cleveland	16-13	[W]
11/10/02	Atlanta	34-34	[T]
1/11/03	at Tennessee*	34-31	[L]
12/28/03	at Baltimore	13-10	[L]

*Postseason

STEELERS YEAR-BY-YEAR RECORD AT HOME (SINCE 1970)

Year	Pre-Season	Regular Season	Post-Season	Overall
1970	1-0	4-3	—	4-3
1971	1-1	5-2	—	5-2
1972	1-0-1	7-0	1-1	8-1
1973	2-0	7-1	0-0	7-1
1974	2-0	5-2	1-0	6-2
1975	1-1	6-1	2-0	8-1
1976	1-1	6-1	0-0	6-1
1977	2-0	6-1	0-0	6-1
1978	1-0	7-1	2-0	9-1
1979	1-0	8-0	2-0	10-0
1980	0-1	6-2	—	6-2
1981	1-0	5-3	—	5-3
1982	2-0	4-0	0-1	4-1
1983	0-1	4-4	0-0	4-4
1984	1-0	6-2	0-0	6-2
1985	0-1	5-3	—	5-3
1986	0-1	4-4	—	4-4
1987	0-1	4-3	—	4-3
1988	1-0	4-4	—	4-4

Year	Pre-Season	Regular Season	Post-Season	Overall
1989	0-1	4-4	0-0	4-4
1990	1-0	6-2	—	6-2
1991	1-0	5-3	—	5-3
1992	1-1	7-1	0-1	7-2
1993	1-1	6-2	0-0	6-2
1994	1-1	7-1	1-1	8-2
1995	0-2	6-2	2-0	8-2
1996	2-0	7-1	1-0	8-1
1997	2-0	7-1	1-1	8-2
1998	2-0	5-3	—	5-3
1999	1-1	2-6	—	2-6
2000	2-0	4-4	—	4-4
2001	2-0	7-1	1-1	8-2
2002	1-1	5-2-1	1-0	6-2-1
2003	1-1	4-4	—	4-4
2004	1-1	8-0	1-1	9-1
TOTALS	37-18-1 (.670)	193-74-1 (.722)	16-7 (.696)	209-81-1 (.720)

STEELERS YEAR-BY-YEAR RECORD AWAY (SINCE 1970)

Year	Pre-Season	Regular Season	Post-Season	Overall
1970	2-1	1-6	—	1-6
1971	2-1	1-6	—	1-6
1972	1-0	4-3	0-0	4-3
1973	1-2	3-3	0-1	3-4
1974	4-0	5-1-1	1-0	6-1-1
1975	1-3	6-1	0-0	6-1
1976	3-1	4-3	1-1	5-4
1977	1-3	3-4	0-1	3-5
1978	1-2	7-1	0-0	7-1
1979	2-1	4-4	0-0	4-4
1980	3-0	3-5	—	3-5
1981	1-2	3-5	—	3-5
1982	1-0	2-3	0-0	2-3
1983	2-0	6-2	0-1	6-3
1984	2-1	3-5	1-1	4-6
1985	1-2	2-6	—	2-6
1986	1-2	2-6	—	2-6
1987	0-3	4-4	—	4-4
1988	2-1	1-7	—	1-7

Year	Pre-Season	Regular Season	Post-Season	Overall
1989	2-1	5-3	1-1	6-4
1990	0-2	3-5	—	3-5
1991	1-2	2-6	—	2-6
1992	1-1	4-4	0-0	4-4
1993	1-1	3-5	0-1	3-6
1994	0-2	5-3	0-0	5-3
1995	1-1	5-3	0-0	5-3
1996	0-2	3-5	0-1	3-6
1997	2-0	4-4	0-0	4-4
1998	0-1	2-6	—	2-6
1999	0-2	4-4	—	4-4
2000	1-1	5-3	—	5-3
2001	1-1	6-2	0-0	6-2
2002	1-1	5-3	0-1	5-4
2003	0-2	2-6	—	2-6
2004	1-1	7-1	0-0	7-1
TOTALS	43-46 (.483)	129-138-1 (.483)	4-8 (.333)	133-146-1 (.477)

STEELERS BIGGEST WINS - WORST LOSSES

BIGGEST WINS		
56 pts (63-7)	vs. NY Giants	11/30/52
45 pts (45-0)	at Kansas City	11/7/76
43 pts (43-0)	at Cleveland	9/12/99
42 pts (45-3)	vs. Indianapolis	9/8/85
42 pts (42-0)	vs. Tampa Bay	12/5/76
37 pts (37-0)	at San Diego	9/21/75
37 pts (37-0)	vs. Baltimore	11/12/97
36 pts (42-6)	vs. St. Louis	11/3/96
36 pts (42-6)	at Cleveland	10/5/75

WORST LOSSES		
51 pts (0-51)	vs. Cleveland	9/10/89
47 pts (7-54)	vs. Green Bay	11/23/41
47 pts (0-47)	vs. Green Bay	10/15/33
42 pts (3-45)	at Detroit	11/24/83
42 pts (7-49)	at Chicago	11/23/47
42 pts (3-45)	vs. Philadelphia	11/4/45
42 pts (7-49)	vs. Chicago	12/3/44

STEELERS BIGGEST WINS - WORST LOSSES AT HOME SINCE 1970

BIGGEST WINS		
42 pts (45-3)	vs. Indianapolis	9/8/85
42 pts (42-0)	vs. Tampa Bay	12/5/76
37 pts (37-0)	vs. Baltimore	11/9/97
36 pts (42-6)	vs. St. Louis	11/3/96
35 pts (35-0)	vs. Cleveland	12/23/90
35 pts (35-0)	vs. Chicago	9/28/80
31 pts (41-10)	vs. St. Louis	10/29/90
31 pts (38-7)	vs. Houston	9/9/79

WORST LOSSES		
51 pts (0-51)	vs. Cleveland	9/10/89
34 pts (0-34)	vs. New England	10/19/86
30 pts (7-37)	vs. Dallas	8/31/97
27 pts (14-41)	vs. Washington	11/17/91
24 pts (7-31)	vs. Miami	10/7/84
22 pts (6-28)	vs. Miami	9/30/90

STEELERS BIGGEST COMEBACK WINS

The Steelers trailed Buffalo 21-0 (12/15/85) in the second quarter and came back to win, 30-24.

The Steelers trailed Baltimore 21-0 (10/5/97) in the second quarter and came back to win, 42-34.

STEELERS AND OPPONENTS SCORING HIGHS

Most Points By Steelers

63	11/30/52	vs. NY Giants	(63-7)
57	12/18/66	at Atlanta	(57-33)
55	10/17/54	vs. Cleveland	(55-27)
52	11/25/84	vs. San Diego	(52-24)
51	10/7/79	at Cleveland	(51-35)
49	11/19/85	at Cincinnati	(49-31)
48	11/26/00	at Cincinnati	(48-28)
47	12/23/01	vs. Detroit	(47-14)

Most Points By Opponents

54	12/8/85	at San Diego	(44-54)
54	11/23/41	vs. Green Bay	(7-54)
52	9/8/91	at Buffalo	(34-52)
52	11/23/69	at Minnesota	(14-52)
52	10/30/66	at Dallas	(21-52)
51	9/10/89	at Cleveland	(0-51)
49	11/23/47	at Chicago	(7-49)
49	12/3/44	vs. Chicago	(7-49)

STEELERS IN TIE GAMES (21)

10/22/33	at Cincinnati	(0-0)
11/5/33	at Brooklyn	(3-3)
10/29/39	at Cleveland	(14-14)
9/8/40	vs. Chicago Cardinals	(7-7)
9/15/40	vs. New York	(10-10)
11/9/41	at Philadelphia	(7-7)
11/7/43	vs. Washington	(14-14)
9/29/46	at Washington	(14-14)
11/13/49	vs. Los Angeles	(7-7)
10/1/51	vs. New York	(13-13)
12/7/58	at Washington	(14-14)

11/8/59	vs. Detroit	(10-10)
10/23/60	at Washington	(27-27)
9/15/63	at Philadelphia	(21-21)
11/24/63	vs. Chicago	(17-17)
12/1/63	vs. Philadelphia	(20-20)
9/11/66	vs. New York	(34-34)
11/12/67	at St. Louis	(14-14)
11/10/68	at St. Louis	(28-28)
9/22/74	at Denver	(35-35)
11/10/02	vs. Atlanta	(34-34)

*Sudden death overtime system for regular-season games was instituted in 1974.



YEARLY ATTENDANCE FIGURES/AVERAGES

YEAR	GAMES	HOME TOTAL	HOME AVG.	AWAY TOTAL	AWAY AVG.	YEARLY TOTAL	YEARLY AVG.
1933	11*	57,000	11,400	42,500	8,500	99,500	9,500
1934	12	85,834	14,306	63,200	10,533	149,034	12,419
1935	12	87,421	12,489	55,000	11,000	142,421	11,868
1936	12	90,464	18,093	78,747	11,250	169,211	14,101
1937	10	79,629	13,272	68,282	17,071	147,911	14,791
1938	11*	63,999	12,800	91,441	18,288	155,440	15,544
1939	11	37,378	7,476	105,328	17,555	142,706	12,973
<hr/>							
1940	11	101,988	20,398	103,683	17,281	205,671	18,697
1941	11	81,129	16,226	134,233	22,372	215,362	19,579
1942	11	86,017	17,203	96,353	16,059	182,369	16,579
1943	10**	129,347	21,558	107,865	26,966	237,212	23,721
1944	10***	69,670	13,934	135,988	27,198	205,658	20,566
1945	10	95,765	19,153	149,887	29,977	245,652	24,565
1946	11	176,827	35,365	158,916	26,486	335,743	30,522
1947	13	243,271	34,753	198,628	33,105	441,899	33,992
1948	12	174,726	29,121	118,892	19,815	293,618	24,468
1949	12	152,767	25,461	123,672	20,612	276,439	23,037
<hr/>							
1950	12	158,134	26,356	143,298	23,883	301,432	25,119
1951	12	134,126	22,354	106,925	17,821	241,051	20,088
1952	12	134,669	22,445	187,898	31,316	322,567	26,881
1953	12	157,830	26,305	155,466	25,911	313,296	26,108
1954	12	182,648	30,441	141,070	23,512	323,718	26,977
1955	12	176,496	29,416	201,711	33,619	378,207	31,517
1956	12	170,267	28,378	211,563	35,261	381,830	31,819
1957	12	168,957	28,160	197,898	32,983	366,855	30,571
1958	12	140,592	23,432	209,337	34,890	349,929	29,161
1959	12	159,870	26,645	255,573	42,596	415,443	34,620
<hr/>							
1960	12	173,099	28,850	265,469	44,245	438,568	36,547
1961	14	155,903	22,272	287,625	41,089	443,528	31,681
1962	14	174,741	24,963	297,791	42,542	472,532	33,753
1963	14	257,985	36,855	349,492	49,927	607,477	43,381
1964	14	251,990	35,999	355,453	50,779	607,443	43,389
1965	14	228,954	32,708	366,596	52,371	595,550	42,539
1966	14	249,331	35,619	407,761	58,252	657,092	46,935
1967	14	271,522	38,789	420,655	60,094	692,177	49,441
1968	14	234,241	33,463	396,530	56,647	630,771	45,055
1969	14	273,058	39,008	416,758	59,537	689,816	49,273
<hr/>							
1970	14	323,387	46,198	400,966	57,281	724,353	51,740
1971	14	323,812	46,259	412,448	58,921	736,258	52,590
1972	14	340,549	48,650	387,406	55,344	727,955	51,997
1973	14	377,351	53,907	332,111	47,444	709,462	50,676
1974	14	325,457	46,494	405,919	57,988	731,376	52,241
1975	14	341,205	48,744	391,700	55,957	732,905	52,350
1976	14	330,620	47,231	416,875	59,554	747,495	53,393
1977	14	337,156	48,165	399,251	57,036	736,407	52,601
1978	16	380,258	47,532	490,878	61,360	871,136	54,446
1979	16	391,931	48,991	492,722	61,590	884,653	55,291



YEARLY ATTENDANCE FIGURES/AVERAGES

YEAR	GAMES	HOME TOTAL	HOME AVG.	AWAY TOTAL	AWAY AVG.	YEARLY TOTAL	YEARLY AVG.
1980	16	424,106	53,013	491,122	61,390	915,228	57,202
1981	16	421,234	52,654	483,184	60,398	904,413	56,509
1982	9	208,890	52,223	286,852	57,370	549,288	54,929
1983	16	462,587	57,823	481,357	60,170	943,944	58,997
1984	16	447,288	55,911	508,396	63,550	955,644	59,728
1985	16	436,069	54,509	481,201	60,150	917,270	57,329
1986	16	414,937	51,867	482,461	60,308	897,398	56,087
1987	15	353,402	50,486	364,454	45,557	717,856	47,857
1988	16	396,044	49,506	466,099	58,262	862,143	53,884
1989	16	383,494	47,937	441,022	55,128	824,516	51,532
<hr/>							
1990	16	434,769	54,346	510,899	63,862	945,668	59,104
1991	16	406,935	50,867	526,678	65,835	933,613	58,351
1992	16	427,282	53,410	510,270	63,784	937,552	58,597
1993	16	440,927	55,116	503,509	62,939	944,436	59,027
1994	16	461,272	57,659	494,849	61,606	954,121	59,633
1995	16	455,913	56,989	486,946	60,868	942,859	58,929
1996	16	466,944	58,368	513,289	64,161	980,233	61,264
1997	16	462,532	57,817	519,955	64,994	982,487	61,405
1998	16	464,619	58,077	540,926	67,616	1,005,545	62,847
1999	16	416,618	52,077	555,589	69,448	972,207	60,763
<hr/>							
2000	16	440,428	55,053	546,611	68,326	987,039	61,690
2001+	16	499,191	62,399	556,337	69,542	1,055,528	65,971
2002	16	490,274	61,284	533,174	66,647	1,023,448	63,966
2003	16	477,584	59,698	574,929	71,866	1,052,513	65,782
2004	16	507,385	63,423	574,856	71,857	1,082,241	67,640

* One game of attendance unavailable

+ Inaugural Season at Heinz Field

** Games played in Pittsburgh and Philadelphia

*** Games played in Pittsburgh and Chicago

STEELERS HOME ATTENDANCE SINCE 1970

1970	-	323,387	(46,198)	1988	-	396,044	(49,506)
1971	-	323,812	(46,259)	1989	-	383,494	(47,937)
1972	-	340,549	(48,650)	1990	-	434,769	(54,346)
1973	-	377,351	(53,907)	1991	-	406,935	(50,867)
1974	-	325,457	(46,494)	1992	-	427,282	(53,410)
1975	-	341,205	(48,744)	1993	-	440,927	(55,116)
1976	-	330,620	(47,231)	1994	-	461,272	(57,659)
1977	-	337,156	(48,165)	1995	-	455,913	(56,989)
1978	-	380,258	(47,532)	1996	-	466,944	(58,368)
1979	-	391,931	(48,991)	1997	-	462,532	(57,817)
1980	-	424,106	(53,013)	1998	-	464,619	(58,077)
1981	-	421,234	(52,654)	1999	-	416,618	(52,077)
1982	-	208,890	(52,223)	2000	-	440,428	(55,053)
1983	-	462,587	(57,823)	2001	-	499,191	(62,399)
1984	-	447,288	(55,911)	2002	-	490,274	(61,284)
1985	-	436,069	(54,509)	2003	-	477,584	(59,698)
1986	-	414,937	(51,867)	2004	-	507,385	(63,423)
1987	-	353,402	(50,486)				



TOP 10 HOME CROWDS IN STEELERS HISTORY

1.	65,242	Jan. 23, 2005	vs. New England*
2.	64,975	Nov. 7, 2004	vs. Philadelphia
3.	64,915	Jan. 15, 2005	vs. N.Y. Jets*
4.	64,737	Oct. 31, 2004	vs. New England
5.	64,704	Jan. 27, 2002	vs. New England*
6.	64,595	Oct. 5, 2003	vs. Cleveland
7.	64,227	Dec. 26, 2004	vs. Baltimore
8.	63,976	Jan. 20, 2002	vs. Baltimore*
9.	63,763	Oct. 29, 2001	vs. Tennessee
10.	63,707	Nov. 28, 2004	vs. Washington

* Postseason

The Steelers' single-game regular-season home attendance record is 64,975 established November 7, 2004 vs. Philadelphia. The single-game postseason mark is 65,242 vs. New England on January 23, 2005 (AFC Championship Game). The regular-season attendance record at Three Rivers Stadium was 60,808 set Dec. 18, 1994 versus Cleveland. The postseason attendance record at Three Rivers was 61,545 January 15, 1995 vs. San Diego in the AFC Championship Game.

STEELERS AT HOME MONTH-BY-MONTH (1970-2004)

Year	Sept.	Oct.	Nov.	Dec.	Jan.	Year	Sept.	Oct.	Nov.	Dec.	Jan.
1970	0-1	1-0	3-1	0-1	—	1988	1-1	1-2	1-1	1-0	—
1971	1-0	2-0	2-1	0-1	—	1989	1-1	1-1	1-1	1-1	—
1972	1-0	2-0	3-0	2-1	—	1990	1-1	2-0	1-0	2-1	—
1973	2-0	3-0	1-1	1-0	—	1991	2-0	0-2	1-1	2-0	—
1974	1-1	2-0	1-0	2-1	—	1992	1-0	1-0	3-0	2-1	0-1
1975	0-1	2-0	2-0	3-0	1-0	1993	1-1	2-0	1-0	1-1	1-0
1976	1-1	2-0	2-0	1-0	—	1994	1-1	2-0	2-0	2-0	1-1
1977	1-1	2-0	2-0	1-0	—	1995	1-1	2-1	1-0	2-0	2-0
1978	2-0	2-1	2-0	2-0	1-0	1996	3-0	1-0	2-0	2-1	0-0
1979	2-0	2-0	2-0	3-0	1-0	1997	3-1*	2-0	2-0	1-0	1-1
1980	2-0	0-2	3-0	1-0	—	1998	2-0	1-0	2-1	0-2	—
1981	2-1	2-0	1-1	0-1	—	1999	0-1	1-1	0-2	1-1	0-1
1982	1-0	—	—	2-0	1-1	2000	0-2	2-0	0-2	2-0	—
1983	0-2	3-0	1-1	0-1	0-0	2001	0-0	2-0	1-1	3-0	2-1
1984	1-1	2-1	2-0	1-0	—	2002	1-1	1-0	1-0-1	2-1	1-0
1985	2-1	1-0	1-1	1-1	—	2003	1-1	0-2	1-1	2-0	—
1986	0-1	1-2	2-0	1-1	—	2004	1-0	3-0	2-0	2-0	1-1
1987	1-0	2-0	0-2	1-1	—	Total	40-23	55-15	52-18-1	50-18	13-7
							(63.5%)	(78.6%)	(73.9%)	(73.5%)	(65.0%)

* Includes August 31 loss to Dallas.
(Includes Regular and Postseason only.)



STEELERS MISCELLANEOUS RECORDS

STEELERS REGULAR-SEASON STREAKS

Consecutive Victories

Most	14	Sept. 26, 2004	-	Jan. 2, 2005
	11	Oct. 5, 1975	-	Dec. 13, 1975
	10	Oct. 17, 1976	-	Sept. 19, 1977
	9	Nov. 19, 1978	-	Sept. 23, 1979
At Home	14	Oct. 29, 1978	-	Sept. 28, 1980
	13	Sept. 17, 1972	-	Nov. 5, 1973
	11	Oct. 29, 1995	-	Dec. 8, 1996
On Road	9	Nov. 17, 1974	-	Nov. 30, 1975
	7	Sept. 26, 2004	-	Jan. 2, 2005
	6	Sept. 30, 2001	-	Dec. 16, 2001
Start of Season	7	Sept. 3, 1978	-	Oct. 15, 1978
End of Season	14	Sept. 26, 2004	-	Jan. 2, 2005

Consecutive Losses

Most	16	Sept. 28, 1969	-	Oct. 3, 1970
	13	Dec. 3, 1944	-	Nov. 18, 1945
At Home	11	Dec. 15, 1943	-	Nov. 4, 1945
	8	Sept. 16, 1934	-	Oct. 9, 1935
On Road	11	Dec. 8, 1968	-	Oct. 3, 1970
	8	Nov. 23, 1947	-	Dec. 12, 1948
Start of Season	10	Sept. 24, 1944	-	Dec. 3, 1944
End of Season	13	Sept. 28, 1969	-	Dec. 21, 1969

WHEN THE STEELERS RUSH FOR 200 YARDS

(since 1970 merger)

Year	200-Yd. Games	Reg. Season W-L	Postseason W-L	Year	200-Yd. Games	Reg. Season W-L	Postseason W-L
1970	1	0-1	—	1988	3	3-0	—
1971	2	1-1	—	1989	1	1-0	0-0
1972	7	6-1	0-0	1990	1	1-0	—
1973	2	2-0	0-0	1991	0	0-0	0
1974	7	4-0	3-0	1992	2	2-0	0
1975	7	6-0	1-0	1993	3	3-0	0
1976	10	9-0	1-0	1994	3	2-0	1-0
1977	3	3-0	0-0	1995	0	0-0	0-0
1978	2	2-0	0-0	1996	4	3-0	1-0
1979	4	4-0	0-0	1997	2	2-0	0-0
1980	0	0-0	—	1998	2	0-2	—
1981	3	3-0	—	1999	2	2-0	—
1982	2	2-0	0-0	2000	1	1-0	—
1983	5	4-1	0-0	2001	7	7-0	0-0
1984	1	1-0	0-0	2002	2	2-0	0-0
1985	2	2-0	—	2003	0	0-0	—
1986	3	3-0	—	2004	2	2-0	0-0
1987	3	3-0	—	Total	99	86-6	7-0

Record in 1970s: 42-3
Record in 1980s: 22-1

Record in 1990s: 17-2
Record in 2000s: 12-0



AFC CENTRAL/NORTH DIVISION PLAYOFF RACES WEEK-BY-WEEK (1980-2004)

Wk	CIN	1980		PIT
		CLE* HOU#		
1	0-1	0-1 0-1	1-0	1-0
2	0-2	0-2 1-1	2-0	2-0
3	1-2	1-2 2-1	2-1	2-1
4	1-3	2-2 3-1	3-1	3-1
5	1-4	2-3 3-2	4-1	4-1
6	2-4	3-3 3-3	4-2	4-2
7	3-4	4-3 4-3	4-3	4-3
8	3-5	5-3 5-3	4-4	4-4
9	3-6	6-3 6-3	5-4	5-4
10	3-7	7-3 7-3	6-4	6-4
11	3-8	7-4 8-4	7-4	7-4
12	3-9	8-4 8-4	7-5	7-5
13	4-9	9-4 8-5	8-5	8-5
14	5-9	10-4 9-5	8-6	8-6
15	6-9	10-5 10-5	9-6	9-6
16	6-10	11-5 11-5	9-7	9-7

Wk	CIN*	1981		PIT
		CLE HOU		
1	1-0	0-1 1-0	0-1	0-1
2	2-0	0-2 2-0	0-2	0-2
3	2-1	1-2 2-1	1-2	1-2
4	3-1	2-2 2-2	2-2	2-2
5	3-2	2-3 3-2	3-2	3-2
6	4-2	2-4 4-2	4-2	4-2
7	5-2	3-4 4-3	4-3	4-3
8	5-3	4-4 4-4	5-3	5-3
9	6-3	4-5 4-5	5-4	5-4
10	7-3	4-6 5-5	5-5	5-5
11	8-3	5-6 5-6	6-5	6-5
12	9-3	5-7 5-7	7-5	7-5
13	10-3	5-8 5-8	8-5	8-5
14	10-4	5-6 6-8	8-6	8-6
15	11-4	5-10 6-9	8-7	8-7
16	12-4	5-11 7-9	8-8	8-8

Wk	CIN+	1982		PIT+
		CLE+ HOU		
1	1-0	1-0 0-1	1-0	1-0
2	1-1	1-1 1-1	2-0	2-0
3	Games Canceled (NFL Player Strike)			
4	Games Canceled (NFL Player Strike)			
5	Games Canceled (NFL Player Strike)			
6	Games Canceled (NFL Player Strike)			
7	Games Canceled (NFL Player Strike)			
8	Games Canceled (NFL Player Strike)			
9	Games Canceled (NFL Player Strike)			
10	2-1	2-1 1-2	3-0	3-0
11	3-1	2-2 1-3	3-1	3-1
12	4-1	2-3 1-4	4-1	4-1
13	5-1	2-4 1-5	4-2	4-2
14	5-2	3-4 1-6	4-3	4-3
15	6-2	4-4 1-7	5-3	5-3
16	7-2	4-5 1-8	6-3	6-3

Wk	CIN	1983		PIT*
		CLE HOU		
1	0-1	0-1 0-1	0-1	0-1
2	0-2	1-1 0-2	1-1	1-1
3	0-3	2-1 0-3	2-1	2-1

4	1-3	3-1 0-4	2-2	2-2
5	1-4	3-2 0-5	3-2	3-2
6	1-5	4-2 0-6	4-2	4-2
7	1-6	4-3 0-7	5-2	5-2
8	2-6	4-4 0-8	6-2	6-2
9	3-6	5-4 0-9	7-2	7-2
10	4-6	5-5 0-10	8-2	8-2
11	4-7	6-5 1-10	9-2	9-2
12	5-7	7-5 1-11	9-3	9-3
13	5-8	8-5 1-12	9-4	9-4
14	6-8	8-6 1-13	9-5	9-5
15	7-8	8-7 2-13	10-5	10-5
16	7-9	9-7 2-14	10-6	10-6

Wk	CIN	1984		PIT*
		CLE HOU#		
1	0-1	0-1 0-1	0-1	0-1
2	0-2	0-2 0-2	1-1	1-1
3	0-3	0-3 0-3	2-1	2-1
4	0-4	1-3 0-4	2-2	2-2
5	0-5	1-4 0-5	3-2	3-2
6	1-5	1-5 0-6	3-3	3-3
7	1-6	1-6 0-7	4-3	4-3
8	2-6	1-7 0-8	4-4	4-4
9	3-6	1-8 0-9	5-4	5-4
10	3-7	2-8 0-10	6-4	6-4
11	4-7	2-9 1-10	6-5	6-5
12	4-8	3-9 2-10	6-6	6-6
13	5-8	4-9 2-11	7-6	7-6
14	6-8	4-10 3-11	7-7	7-7
15	7-8	4-11 3-12	8-7	8-7
16	8-8	5-11 3-13	9-7	9-7

Wk	CIN	1985		PIT
		CLE* HOU		
1	0-1	0-1 1-0	1-0	1-0
2	0-2	1-1 1-1	1-1	1-1
3	0-3	1-2 1-2	2-1	2-1
4	1-3	2-2 1-3	2-2	2-2
5	1-4	3-2 1-4	2-3	2-3
6	2-4	4-2 1-5	2-4	2-4
7	2-5	4-3 2-5	3-4	3-4
8	3-5	4-4 3-5	3-5	3-5
9	4-5	4-5 4-5	4-5	4-5
10	5-5	4-6 4-6	5-5	5-5
11	5-6	5-6 4-7	6-5	6-5
12	5-7	6-6 5-7	6-6	6-6
13	6-7	7-6 5-8	6-7	6-7
14	7-7	7-7 5-9	6-8	6-8
15	7-8	8-7 5-10	7-8	7-8
16	7-9	8-8 5-11	7-9	7-9

Wk	CIN	1986		PIT
		CLE* HOU		
1	0-1	0-1 1-0	0-1	0-1
2	1-1	1-1 1-1	0-2	0-2
3	2-1	1-2 1-2	0-3	0-3
4	2-2	2-2 1-3	1-3	1-3
5	3-2	3-2 1-4	1-4	1-4
6	4-2	4-2 1-5	1-5	1-5
7	5-2	4-3 1-6	1-6	1-6

8	5-3	5-3 1-7	2-6	2-6
9	6-3	6-3 1-8	3-6	3-6
10	6-4	7-3 2-4	3-7	3-7
11	7-4	7-4 2-9	4-7	4-7
12	8-4	8-4 3-9	4-8	4-8
13	8-5	9-4 3-10	4-9	4-9
14	9-5	10-4 3-11	5-9	5-9
15	9-5	11-4 4-11	6-9	6-9
16	10-6	12-4 5-11	6-10	6-10

Wk	CIN	1987		PIT
		CLE* HOU#		
1	1-0	0-1 1-0	1-0	1-0
2	1-1	1-1 1-1	1-1	1-1
3	Game Canceled (NFL Player Strike)			
4	1-2	2-1 2-1	2-1	2-1
5	2-2	2-2 3-1	2-2	2-2
6	2-3	3-2 3-2	3-2	3-2
7	2-4	4-2 4-2	4-2	4-2
8	2-5	4-3 5-2	4-3	4-3
9	2-6	5-3 5-3	5-3	5-3
10	3-6	6-3 6-3	5-4	5-4
11	3-7	7-3 6-4	6-4	6-4
12	3-8	7-4 6-5	6-5	6-5
13	4-8	7-5 7-5	7-5	7-5
14	4-9	8-5 7-6	8-5	8-5
15	4-10	9-5 8-6	8-6	8-6
16	4-11	10-5 9-6	8-7	8-7

Wk	CIN*	1988		PIT
		CLE# HOU#		
1	1-0	1-0 1-0	1-0	1-0
2	2-0	1-1 2-0	1-1	1-1
3	3-0	2-1 2-1	1-2	1-2
4	4-0	2-2 3-1	1-3	1-3
5	5-0	3-2 3-2	1-4	1-4
6	6-0	3-3 4-2	1-5	1-5
7	6-1	4-3 5-2	1-6	1-6
8	7-1	5-3 5-3	2-6	2-6
9	7-2	6-3 6-3	2-7	2-7
10	8-2	6-4 7-3	2-8	2-8
11	8-3	6-5 7-4	2-9	2-9
12	9-3	7-5 8-4	2-10	2-10
13	10-3	8-5 9-4	3-10	3-10
14	11-3	9-5 9-5	4-10	4-10
15	11-4	9-6 10-5	4-11	4-11
16	12-4	10-6 10-6	5-11	5-11

Wk	CIN	1989		PIT*
		CLE* HOU#		
1	0-1	1-0 0-1	0-1	0-1
2	1-1	2-0 1-1	0-2	0-2
3	2-1	2-1 1-1	0-2	0-2
4	3-1	3-1 2-2	2-2	2-2
5	4-1	3-2 2-3	2-3	2-3
6	4-2	3-3 3-3	3-3	3-3
7	4-3	4-3 4-3	3-4	3-4
8	5-3	5-3 4-4	4-4	4-4
9	5-4	6-3 5-4	4-5	4-5
10	5-5	7-3 6-4	4-6	4-6
11	6-5	7-3-1 7-4	5-6	5-6

AFC CENTRAL/NORTH DIVISION PLAYOFF RACES WEEK-BY-WEEK (1980-2004)

2	6-6	7-4-1	7-5	6-6
3	7-6	7-5-1	8-5	6-7
4	7-7	7-6-1	9-5	7-7
5	8-7	8-6-1	9-6	8-7
6	8-8	9-6-1	9-7	9-7

1990				
k	CIN*	CLE	HOU#	PIT
1	1-0	1-0	0-1	0-1
2	2-0	1-1	0-2	1-1
3	3-0	1-2	1-2	1-2
4	3-1	1-3	2-2	1-3
5	4-1	2-3	2-3	2-3
6	4-2	2-4	3-3	3-3
7	5-2	2-5	4-3	3-4
8	5-3	2-6	4-4	4-4
9	5-4	2-7	4-5	5-4
0	6-4	2-8	5-5	5-5
1	6-5	2-9	6-5	6-5
2	7-5	2-10	6-6	6-6
3	7-6	2-11	7-6	7-6
4	7-7	3-11	8-6	8-6
5	8-7	3-12	8-7	9-6
6	9-7	3-13	9-7	9-7

1991				
k	CIN	CLE	HOU*	PIT
1	0-1	0-1	1-0	1-0
2	0-2	1-1	2-0	1-1
3	0-3	2-1	3-0	2-1
4	0-4	2-2	3-1	2-2
5	0-5	2-3	4-1	3-2
6	0-6	2-4	5-1	3-3
7	0-7	3-4	6-1	3-4
8	0-8	4-4	7-1	3-5
9	1-8	4-5	7-2	3-6
0	1-9	4-6	8-2	4-6
1	1-10	4-7	9-2	4-7
2	1-11	5-7	9-3	5-7
3	2-11	6-7	9-4	5-8
4	2-12	6-8	10-4	5-9
5	2-13	6-9	11-4	6-9
6	3-13	6-10	11-5	7-9

1992				
k	CIN	CLE	HOU#	PIT*
1	1-0	0-1	0-1	1-0
2	2-0	0-2	1-1	2-0
3	2-1	1-2	2-1	3-0
4	2-2	1-3	3-1	3-1
5	2-3	2-3	4-1	3-2
6	2-4	3-3	4-2	4-2
7	2-5	4-3	5-2	5-2
8	3-5	4-4	5-3	6-2
9	4-5	5-4	5-4	6-3
0	4-6	5-5	6-4	7-3
1	4-7	5-6	6-5	8-3
2	4-8	6-6	7-5	9-3
3	4-9	7-6	8-5	10-3

14	4-10	7-7	8-6	10-4
15	5-10	7-8	9-6	10-5
16	5-11	7-9	10-6	11-5

1993				
Wk	CIN	CLE	HOU*	PIT#
1	0-1	1-0	0-1	0-1
2	0-2	2-0	1-1	0-2
3	0-3	3-0	1-2	1-2
4	0-4	3-1	1-3	2-2
5	0-5	3-2	1-4	3-2
6	0-6	4-2	2-4	4-2
7	0-7	5-2	3-4	4-3
8	0-8	5-3	4-4	5-3
9	0-9	5-4	5-4	6-3
10	0-10	5-5	6-4	6-4
11	1-10	5-6	7-4	6-5
12	1-11	6-6	8-4	7-5
13	1-12	6-7	9-4	8-5
14	2-12	6-8	10-4	8-6
15	3-12	7-8	11-4	8-7
16	3-13	7-9	12-4	9-7

1994				
Wk	CIN	CLE	HOU	PIT*
1	0-1	1-0	0-1	0-1
2	0-2	1-1	0-2	1-1
3	0-3	2-1	0-3	2-1
4	0-4	3-1	1-3	2-2
5	0-5	4-1	1-4	3-2
6	0-6	5-1	1-5	4-2
7	0-7	6-1	1-6	5-2
8	0-8	6-2	1-7	5-3
9	1-8	7-2	1-8	6-3
10	2-8	8-2	1-9	7-3
11	2-9	8-3	1-10	8-3
12	2-10	9-3	1-11	9-3
13	2-11	9-4	1-12	10-3
14	2-12	10-4	1-13	11-3
15	2-13	10-5	1-14	12-3
16	3-13	11-5	2-14	12-4

1995					
Wk	CIN	CLE	HOU#	JAX	PIT*
1	1-0	0-1	1-0	0-1	1-0
2	2-0	1-1	1-1	0-2	2-0
3	2-1	1-2	1-2	0-3	2-1
4	2-2	2-2	2-2	0-4	2-2
5	2-3	2-3	2-3	1-4	3-2
6	2-4	2-4	2-4	2-4	3-3
7	3-4	2-5	2-5	2-5	3-4
8	3-5	3-5	3-5	3-5	4-4
9	3-6	4-5	4-5	3-6	5-4
10	4-6	4-6	4-6	3-7	6-4
11	4-7	4-7	4-7	3-8	7-4
12	5-7	5-7	5-7	3-9	8-4
13	5-8	5-8	5-8	3-10	9-4
14	6-8	5-9	5-9	3-11	10-4
15	6-9	6-9	6-9	3-12	11-4
16	7-9	7-9	7-9	4-12	11-5

1996					
Wk	CIN	BAL	HOU	JAX#	PIT*
1	0-1	1-0	0-1	1-0	0-1
2	0-2	1-1	1-1	1-1	1-1
3	1-2	1-2	2-1	1-2	2-1
4	1-3	2-2	2-2	1-3	3-1
5	1-4	2-3	3-2	2-3	4-1
6	1-5	2-4	4-2	2-4	5-1
7	1-6	2-5	5-2	3-4	5-2
8	2-6	3-5	5-3	3-5	6-2
9	3-6	3-6	5-4	3-6	7-2
10	4-6	3-7	6-4	4-6	7-3
11	4-7	3-8	6-5	4-7	8-3
12	5-7	3-9	6-6	5-7	9-3
13	5-8	4-9	7-6	6-7	9-4
14	6-8	4-10	7-7	7-7	10-4
15	7-8	4-11	7-8	8-7	10-5
16	8-8	4-12	8-8	9-7	10-6

1997					
Wk	CIN	BAL	JAX#	TEN	PIT*
1	1-0	0-1	1-0	1-0	0-1
2	1-1	1-1	2-0	1-1	1-1
3	1-2	2-1	3-0	1-2	1-2
4	1-3	3-1	3-1	1-3	2-2
5	1-4	3-2	4-1	1-4	3-2
6	1-5	3-3	5-1	2-4	4-2
7	1-6	3-4	5-2	3-4	5-2
8	1-7	4-4	5-3	4-4	6-2
9	2-7	4-5	6-3	4-5	6-3
10	3-7	4-6	7-3	5-5	7-3
11	3-8	4-6-1	8-3	5-6	8-3
12	4-8	4-7-1	8-4	6-6	8-4
13	4-9	4-8-1	9-4	7-6	9-4
14	5-9	5-8-1	9-5	7-7	10-4
15	6-9	6-8-1	10-5	7-8	11-4
16	7-9	6-9-1	11-5	8-8	11-5

1998					
Wk	CIN	BAL	JAX*	TEN	PIT
1	0-1	0-1	1-0	1-0	1-0
2	1-1	1-1	2-0	1-1	2-0
3	1-2	1-2	3-0	1-2	2-1
4	1-3	2-2	4-0	1-3	3-1
5	2-3	2-3	5-0	2-3	3-2
6	2-4	2-4	5-1	3-3	4-2
7	2-5	2-5	5-2	3-4	5-2
8	2-6	2-6	6-2	4-4	5-3
9	2-7	3-6	7-2	5-4	6-3
10	2-8	3-7	8-2	6-4	6-4
11	2-9	4-7	8-3	6-5	7-4
12	2-10	5-7	9-3	6-6	7-5
13	2-11	5-8	10-3	7-6	7-6
14	2-12	5-9	10-4	8-6	7-7
15	3-12	5-10	10-5	8-7	7-8
16	3-13	6-10	11-5	8-8	7-9



AFC CENTRAL/NORTH DIVISION PLAYOFF RACES WEEK-BY-WEEK (1980-2004)

1999							
Wk	CIN	CLE	BAL	JAX	TEN	PIT	
1	0-1	0-1	0-1	1-0	1-0	1-0	
2	0-2	0-2	0-2	2-0	2-0	2-0	
3	0-3	0-3	1-2	2-1	3-0	2-1	
4	1-3	0-4	2-2	3-1	3-1	2-2	
5	1-4	0-5	2-3	4-1	4-1	2-3	
6	1-5	0-6	Bye	5-1	Bye	3-3	
7	1-6	0-7	2-4	Bye	5-1	4-3	
8	1-7	1-7	2-5	6-1	6-1	Bye	
9	1-8	1-8	3-5	7-1	6-2	5-3	
10	1-9	2-8	3-6	8-1	7-2	5-4	
11	1-10	2-9	4-6	9-1	8-2	5-5	
12	2-10	2-10	4-7	10-1	9-2	5-6	
13	3-10	2-11	5-7	11-1	9-3	5-7	
14	4-10	2-12	6-7	12-1	10-3	5-8	
15	Bye	2-13	7-7	13-1	11-3	5-9	
16	4-11	2-14	8-7	13-2	12-3	6-9	
17	4-12	Bye	8-8	14-2	13-3	6-10	

AFC NORTH DIVISION

16	8-7	7-8	3-12
17	9-7	8-8	4-12

2002				
Wk	BAL	CIN	CLE	PIT*
1	0-1	0-1	0-1	0-1
2	0-2	0-2	1-1	0-2
3	Bye	0-3	2-1	Bye
4	1-2	0-4	2-2	1-2
5	2-2	0-5	2-3	1-3
6	2-3	0-6	2-4	2-3
7	3-3	Bye	3-4	3-3
8	3-4	0-7	4-4	4-3
9	3-5	1-7	4-5	5-3
10	4-5	1-8	Bye	5-3-1
11	4-6	1-9	5-5	5-4-1
12	5-6	1-10	6-5	6-4-1
13	6-6	1-11	6-6	7-4-1
14	6-7	1-12	7-6	7-5-1
15	7-7	1-13	7-7	8-5-1
16	7-8	2-13	8-7	9-5-1
17	7-9	2-14	9-7	10-5-1

* Division Champion
Wild Card Team
+ Qualified for Super Bowl Tour

2000							
Wk	CIN	CLE	BAL	JAX	TEN	PIT	
1	Bye	0-1	1-0	1-0	0-1	0-1	
2	0-1	1-1	2-0	1-1	1-1	Bye	
3	0-2	2-1	2-1	2-1	Bye	0-2	
4	0-3	2-2	3-1	2-2	2-1	0-3	
5	0-4	2-3	4-1	2-3	3-1	1-3	
6	0-5	2-4	5-1	2-4	4-1	2-3	
7	0-6	2-5	5-2	2-5	5-1	3-3	
8	1-6	2-6	5-3	2-6	6-1	4-3	
9	2-6	2-7	5-4	3-6	7-1	5-3	
10	2-7	2-8	6-4	Bye	8-1	5-4	
11	2-8	3-8	7-4	3-7	8-2	5-5	
12	2-9	3-9	8-4	4-7	9-2	5-6	
13	2-10	3-10	9-4	5-7	9-3	6-6	
14	3-10	3-11	Bye	6-7	10-3	7-6	
15	3-11	3-12	10-4	7-7	11-3	7-7	
16	4-11	3-13	11-4	7-8	12-3	8-7	
17	4-12	Bye	12-4	7-9	13-3	9-7	

2003				
Wk	BAL*	CIN	CLE	PIT
1	0-1	0-1	0-1	1-0
2	1-1	0-2	0-2	1-1
3	2-1	0-3	1-2	2-1
4	2-2	1-3	1-3	2-2
5	Bye	1-4	2-3	2-3
6	3-2	Bye	3-3	2-4
7	3-3	2-4	3-4	Bye
8	4-3	3-4	3-5	2-5
9	5-3	3-5	Bye	2-6
10	5-4	4-5	3-6	3-6
11	5-5	5-5	4-6	3-7
12	6-5	6-5	4-7	4-7
13	7-5	7-5	4-8	4-8
14	8-5	7-6	4-9	5-8
15	8-6	8-6	4-10	5-9
16	9-6	8-7	4-11	6-9
17	10-6	8-8	5-11	6-10

2001							
Wk	CIN	CLE	BAL	JAX	TEN	PIT*	
1	1-0	0-1	1-0	1-0	0-1	0-1	
2	2-0	1-1	1-1	2-0	0-2	Bye	
3	2-1	2-1	2-1	2-1	Bye	1-1	
4	2-2	3-1	3-1	2-2	0-3	2-1	
5	3-2	3-2	3-2	Bye	1-3	3-1	
6	3-3	4-2	3-3	2-3	2-3	4-1	
7	4-3	Bye	4-3	2-4	2-4	5-1	
8	Bye	4-3	5-3	2-5	3-4	5-2	
9	4-4	4-4	6-3	3-5	3-5	6-2	
10	4-5	5-4	6-4	3-6	4-5	7-2	
11	4-6	6-4	7-4	3-7	4-6	8-2	
12	4-7	6-5	8-4	3-8	5-6	9-2	
13	4-8	6-6	Bye	4-8	5-7	10-2	
14	4-9	6-7	8-5	5-8	6-7	11-2	
15	4-10	6-8	9-5	6-8	7-7	12-2	
16	5-10	7-8	9-6	6-9	7-8	12-3	
17	6-10	7-9	10-6	6-10	7-9	13-3	

2004				
Wk	BAL	CIN	CLE	PIT*
1	0-1	0-1	1-0	1-0
2	1-1	1-1	1-1	1-1
3	2-1	1-2	1-2	2-1
4	2-2	1-3	2-2	3-1
5	3-2	Bye	2-3	4-1
6	Bye	1-4	3-3	5-1
7	4-2	2-4	3-4	Bye
8	4-3	2-5	Bye	6-1
9	5-3	3-5	3-5	7-1
10	6-3	4-5	3-6	8-1
11	7-3	4-6	3-7	9-1
12	7-4	5-6	3-8	10-1
13	7-5	6-6	3-9	11-1
14	8-5	6-7	3-10	12-1
15	8-6	6-8	3-11	13-1

ALL-TIME NUMBERS

- 00 Johnny Clement (46-48)
 0 Jack Collins (52)
 1 Anthony Wright (99), Gary Anderson (82-94), Dave Trout (81), Marilyn Condit (40), Warren Heller (36), Zeher (35)
 2 Brian St. Pierre (03-04), Todd Peterson (02), Matt George (98), Jon Staggers (70-72), Bill Lajousky (35), Sigurd Sandberg (35)
 3 Jeff Reed (02-04), Kris Brown (99-01), Rohn Stark (95), Mark Royals (92-94), Andy Tomasic (42), Bill Dudley (42), Thomas Thompson (40), Maurice Bray (35)
 4 Josh Miller (96-03), Dan Stryzinski (90-91), Andy Tomasic (42), Frank Bykowski (40), Mel Pittman (35)
 5 David Trout (87r), Craig Colquitt (78-81, 83-84), Terry Hanratty (69-76), John Binotto (42), Henry Bruder (40), George Rado (36), Gene Augustfemer (35)
 6 Bubby Brister (86-92), Jim Elliott (67), Chester Johnson (40), Cosgrove (35)
 7 Ben Roethlisberger (04), Pete Gonzalez (98-99), Reggie Collier (87r), Jack Kemp (57), John Lyle (56), James Finks (51-52, 54-55), Leroy Zimmerman (43), Reggie Coldagelli (40), Reznichak (35)
 8 Tommy Maddox (01-04), Everett Fisher (40), Joseph Yuric (40), DeLuca (35)
 9 Norm Johnson (95-98), Matt Bahr (79-80), Dick Brown (69), John Foruria (67-68), George Kiick (40), Bush (35)
 10 Kordell Stewart (95-02), John Bruno (87r), Scott Campbell (84-86), Roy Gerela (71-78), Kent Nix (67-69), Ron Smith (66), Rudy Bukich (60-61), Dan Nolan (59), Earl Morrill (57-58), Alex Sherman (43), Russell Cotton (42), Boyd Brumbaugh (40), Byron (Whizzer) White (38), Dom Cara (37), Wayne Sandefur (36), Stan Olejniczak (35), Marv Ellstrom (35)
 11 Kent Graham (00), Mike Quinn (97), Rick Strom (89-93), Jeff Quinn (82), Gene Mingo (69), Rich Badar (67), Ron Meyer (65), Howard Hartley (49-51), Norm Mosley (48), Curtis Sandig (42), John Schmidt (40), John Yurchey (40), Mike Basrak (37), Maurice Bray (36), Valenli (35), Van Horn (35)
 12 Terry Bradshaw (70-83), Terry Nofsinger (63-64), Jack Scarbath (56-57), Vic Eaton (55), Stan Zajdel (51), Nick Skorich (48), Dick Riffe (42), Morgan Tiller (42), William Patterson (40), Bill Davidson (37), Henry Weisenbaugh (35), Alex Rado (35)
 13 Bill Mackrides (54), Lee Mulleneaux (36), Redding (35), Harbes (35)
 14 Tom Rouen (02), Shane Edge (96), Neil O'Donnell (90-95), Todd Blackledge (88-89), Alan Watson (70), Bill Shockley (68), Bill Nelsen (63-67), Vic Eaton (54), Ed Kissell (52-54), Lynn Chandinois (51), Joseph Maras (40), George Kase (36-37), George Nickisch (35), John Gildea (35)
 15 Bobby Shaw (98), Steve Bono (87-88), Mike Kruczkak (76-79), George Izo (65), Ed Brown (62-64), Ted Laux (43), Vernon Martin (42), John Blood McNally (37), Vic Vidoni (35), Warren Heller (35)
 16 Charlie Batch (02-04), Jim Miller (94-96), Mark Malone (80-87), Neil Graff (76-77), Dock Mosley (69), Ken Hebert (68), Tommy Wade (64-65), John Green (60), Len Dawson (57-59), Dave Androzewski (56), Gonzales Morales (47-48), Allan Donelli (42), Carroll Raborn (36-37), Clarence Janacek (35), Ben Ciccone (35)
 17 Tee Martin (00-01), Curtis Marsh (97), John Goodson (82), Joe Gilliam (72-75), Dick Shimer (68-69), Ted Marchibroda (55), Paul Held (54), Maurice Duncan (54), Gary Kerkonian (52), Joe Glamp (47-49), Joe Hogue (42), Armand Niccolai (35-37, 40), Bob Hall (35)
 18 Mike Tomczak (93-99), Harry Newsome (85-89), Cliff Stoudt (77-83), Terry Nofsinger (61-62), Jack Stephens (59), Jack Kemp (57-58), Ted Marchibroda (55-57), Pat Brady (54), Chuck Ortmann (52), Alex Lukachik (42), Frank Sullivan (40), Max Fiske (37), Loran Ribble (35), George Rado (35)
 19 Andre Coleman (97), David Woodley (84-85), Maury Duncan (56), Pat Stark (56), George Somers (42), Max Fiske (37), Vic Vidoni (36), Turner (35), Johnson (35)
 20 Dewayne Washington (98-03), Eric Pegram (95-96), Dwight Stone (87-94), Ernest French (82), Rocky Bleier (71-80), Paul Martha (64-69), Jack Stanton (61-62), Bill Butler (61), Jack Morris (60), Don Sulhern (59), Jack Call (59), Dick Christy (58-59), Eugene Cichowski (57-58), John Howle (56), Gene Rossi (56), Pat Stark (54), Howard Hartley (52), George Sirochman (42), Elmer Hackney (42), Rondour (35), Wilbur Stout (34-37, 40)
 21 Ricardo Colclough (04), Amos Zereoue (98-03), Bo Orlando (98), Donnell Woolford (97), Deon Figgins (93-96), Richard Bell (90), Greg Lea (88), Eric Williams (83-86), Tony Dungy (77-78), Glenn Scolnick (73), Gene Mingo (70), Jim Shorter (69), Jim Bradshaw (64), Karl Kharivacz (61), Lou Levanti (51), Chuck Cherndolo (42-48), Lou Tomasetti (40), John Vaughan (35)
 22 Duce Staley (04), Dee Brown (03), Hank Poteat (00-02), Terrance Joseph (98), John L. Williams (94-95), Larry Griffin (87-93), Rick Woods (82-85), Ernie Pough (78), Dick Conn (74), Bobby Layne (58-62), Richie McCabe (58), Fred Brune (57), Lowell Lander (56), Jack Zachary (54), Harold Payne (52), Jerry Nuzum (48-49, 51-52), Ralph Wenzel (42), John Klumb (40), Frank Ivy (40), Silvio Zaninelli (35-37)
 23 Tyrone Carter (04), Jason Simmons (98-01), Anthony Daigle (94-95), Sammy Walker (91-92), Tim Tyrell (89), Spark Clark (87r), Chris Brown (83-85), Fred Bohannon (82), Mike Wagner (71-80), Bob Campbell (69), Jim "Cannonball" Butler (65-67), Bill "Red" Mack (61-63), Harold Payne (52), Joe Gasparella (51), Ed Paskey (51), Bill Pavlikowski (51), Armand Niccolai (42), John Berdelli (42), Rocco Pirro (40), John Gildea (36), Oliver (35)
 24 Ike Taylor (03-04), Nakia Codie (00), Chris Oldham (95-99), Tim McKyer (94), Richard Shelton (91-93), Rodney Carter (88-89), Rich Erenberg (84-86), J.T. Thomas (73-81), Kenny Graham (70), Jon Henderson (68-69), Jim Bradshaw (64-65), John Sample (61-62), Bob Luna (59), Clive Bullion (58), Billy Wells (57-58), Dick Hughes (57), Henry Ford (56-57), Richie McCabe (55, 58), Russ Craft (54), Claude Hips (52), Ed Brett (37), John Turley (36), Souffley (35)
 25 B.J. Tucker (03), Fred McAfee (95-98), Gary Jones (90-91, 93-94), David Arnold (89), Anthony Tuggle (85-87), Greg Best (83), Marvin Cobb (80), Ray Oldham (78), Ron Shanklin (70-74), Don Shy (67-69), Jerry Simmons (63, 66), Kraig Loquist (65), Roy Cury (63), David Ames (60), Ray Mathews (52, 54-59), Heck Hensley (51), Jack Butler (50), John Naitoa (42), Coley McDonough (40), Vince Sites (36-37), Bill Snyder (36), Ben Smith (34)
 26 Deshaea Townsend (98-04), Rod Woodson (87-96), John Swain (85-86), Scoop Gillespie (84), Preston Pearson (70-74), John Sodaski (69), Rocky Bleier (68), Brady Keys (61-67), Joe Scudero (60), Ron Hall (59-60), Gary Glick (57-59), Lou Baldacci (56), Dewey McConnell (54-55), Art DeCarlo (54), Bill Robinson (52), Bill Holcomb (37), Ed Skoronski (36), Joe Wiehl (35), John Oehler (34)
 27 Willie Williams (04), Brent Alexander (00-03), Travis Davis (99), Willie Williams (93-96), Thomas Evarlett (88-91), Greg Hawthorne (79-83), Glen Edwards (71-77), Clarence Oliver (69-70), Bill Mack (65), Dick Haley (61-64), Dean Derby (57-61), Ted Wegert (57), Gary Glick (56), Lou Baldacci (56), Tad Weed (55), Jim Brandt (52-54), Fran Rogel (51), George Papach (48-49, 51), John Butler (43), Dick Riffe (42), Clarence Thompson (37), Ed McDonald (36), Charles Casper (35), George Kavel (34)
 28 Chris Hope (02-04), Ainsley Battles (00), John Jenkins (98), Alvoid Mays (95), Lue Sanchez (86-88), Robert Williams (84), Alvin Maxson (77-78), Ocie Austin (70-71), Clendon Thomas (62-68), Henry Clement (61-62), Rex Johnston (60), Don Nikles (60), Don Bishop (59), Jim Smith (59), George Volkert (58), Dick Hughes (57), Lou Cimmaroli (56), Leon Campbell (55), Ed Kissell (55), Al Brosky (54), Pat Brady (52), Tony Mossen (51), John Gruble (51), Bob Davis (48-49), Theo Doyle (40-42), Sigurd Sandberg (36-37), Chase (35)
 29 Chidi Iwuoma (02-04), Lance Brown (98-99), Randy Fuller (95-97), Barry Foster (90-94), Cornell Gowdy (87-88), Ron Johnson (77-84), Brent Sexton (77), John Dockery (72-73), Fred Barry (70), Bob Hohn (65-69), Joe Smaltz (60-63), Walt Williamson (59), Lowell Lander (56), Joe Lamas (42), Don Campbell (40), Stu Smith (37), Ben Smith (35)
 30 Chad Scott (97-04), Victor Jones (93),



ALL-TIME NUMBERS (continued)

- Frank Pollard (83-88), Larry Anderson (78-81), Terry Cole (70), Bill Asbury (66-69), Bob Harrison (64), Tom Tracy (58-63), Ed Sears (58), Stan Zajdel (52), Truett Smith (51), Vince Ragunas (49), Bill Garnaas (48), George Gonda (42), Don Looney (42), Stan Pavkov (40), Joe Cardwell (37), John Karcis (36), Norm Greeney (35)
- 31 Mike Logan (01-04)**, Donnie Shell (74-87), Al Young (72), Carl Crennell (70), Ed Holler (64), C.R. Roberts (59), Larry Krukko (58), Bill Hewitt (43), Bob Masters (43), Tony Bova (42)
- 32 Franco Harris (72-83)**, Hubie Bryant (70), Ken Liberto (69), Byron McCabe (68), Joe Womack (62-63), Willie Simpson (61), Ted Wianowski (56), Charles Gauer (43), Tom Brown (42), Ben Vaznellis (42), Henry Marker (34)
- 33 Russell Stuvaints (03-04)**, R.J. Bowers (01), Richard Huntley (98-00), Byron "Bam" Morris (94-95), Merrill Hoge (87-93), Harvey Clayton (83-86), Anthony Anderson (79), John Fuqua (70-76), Walt Mitchell (69), Theron Sapp (63-65), Dick Young (58), Fran Rogel (54-57), Jerry Shipkey (51-52), George Murphy (51), Charles Seabright (48-49), Stephen Sader (43), Allan Donelli (42), Walter Lamas (42), Walter Strosser (42), George Plutkus (40), John Gildea (37), Joe Malkovich (35), Silvio Zaninelli (34)
- 34 Verron Haynes (02-04)**, Tim Lester (95-98), Leroy Thompson (91-93), Walter Abercrombie (82-87), Andy Russell (66-76), Bob Soleau (64), Bob Simms (62), Charles Skates (60-61), Leo Elter (58-59), Lem Harkey (55), Paul Cameron (54), Fran Rogel (52), Hubbard Law (42), Warren Heller (34)
- 35 Dan Kreider (00-04)**, Carlos King (98), Fred McAfee (94), Delton Hall (87-91), Ray Williams (87), Jack Delaplane (76-79), Steve Davis (72-74), Booth Lusteg (68), Tom Watkins (68), John Henry Johnson (60-65), Rudy Hayes (59), Paul Younger (58), Dick Young (57), Charles Shepard (56), Sam Pino (56), Tom Calvin (52, 54-55), Joe Ger (49-51), Bill Dudley (42), John Schiehl (42), Wall Kiesling (37), Ed Karp (36), John Blood McNally (34)
- 36 Jerome Bettis (96-04)**, Fred Foggie (94), David Hughes (86), Todd Spencer (84-85), Guy Ruff (82), Wentford Gaines (77), Dave Brown (75), Jim Brumfield (71), Don McCall (69), Charlie Blvins (67), Clarence Peaks (64-65), Andy Russell (64), Wilbert Scott (61), Rudy Hayes (60, 62), Marion Motley (55), John Woudenberg (40, 42), Ed Karp (36-37, 40), Basilio Marchi (34)
- 37 Ainsley Battles (04)**, Camell Lake (89-98), Kevin Middleton (87), Donnie Elder (86), Frank Wilson (82), Laverne Smith (77), Bill Cahill (73), Charles Beatty (69-70, 72), Bob Morgan (67), Bob Smith (66), Ken Kirk (62), Mike Henry (60-61), Bo Dickinson (59), Dale Atkinson (57-58), Marion Motley (55), Burrell Shields (54), Jack Wagner (54), Jack Spinks (52), Joe Hollingsworth (51), Henry Minark (51), Bill McPeak (49), Ernest Steele (43), Clure Mosher (42), Mose Kelsch (34)
- 38 Jon Witman (96-01)**, Tim Worley (89-91, 93), Rock Richmond (87), Elton Veals (84), Sidney Thornton (77-81), Ed Bradley (72-75), Earl Gros (67-69), Mike Lind (65-66), Frank Pastin (42), — Love (34)
- 39 Willie Parker (04)**, Erik Tothen (02), Darren Perry (92-98), Rick Moser (79-82), Sidney Thornton (78), Bobby Walden (68-77), Larry Krukko (58-61), Allan Cann (58), Sid Watson (55-57), Leo Elter (54), Ed Modzelewski (52), David Bernard (42), George Dobash (42), John Perko (37, 40), Max Fiske (36), Armand Nicolai (34)
- 40 Myron Bell (94-97, 01)**, Stan Smagala (92), Richard Shelton (90), Eric Wilkerson (89), Dan Reeder (86-87), Anthony Corley (84), Randy Reulenshan (78), Preston Carpenter (60-63), Russ Craft (54), George Hughes (51), Mike Rodak (42), Carl Nery (40), Hayden Mayhew (37), Rudy Tesser (34-35)
- 41 Lee Flowers (95-02)**, Solomon Wilcotts (92), Kevin Smith (91), Chris Sheffield (86-87), Sam Washington (82-85), Tom Monarty (80), Nat Terry (78), Dennis Meyer (72-73), Larry Elkins (69), Bernie Wyatt (62), Earl Girard (57-58), Fred Bruney (56), Lowell Perry (56), Dick Doyle (55), Johnny Lattnier (54), Tony Bova (42)
- 42 Myron Bell (00)**, Randy Cuthbert (93), Warren Williams (88-92), Dave Edwards (85-87), Anthony Washington (81-82), Dick Hoak (61-70), Lowe Wren (60), Dick Alban (55-59), Jim Hill (53), Jack Collins (52), Pat Brady (52), Joe Hollingsworth (49-51), Harry Sweesy (51), Ray Evans (48), Walter Kichelski (42), Samuel Boyd (40)
- 43 Troy Polamalu (03-04)**, George Jones (97), Steve Avery (94-95), Shawn Vincent (91), Ray Wallace (89), Eamont Jackson (87-88), Tim Harris (83), Frank Lewis (71-77), Erwin Williams (69), Glen Glass (63), Overton Curtis (61), Tom Barnett (59-60), Fay Mitchell (58), William Bowman (57), Jim Hill (55), Jack Hinkle (43)
- 44 Terry Richardson (96)**, D.J. Johnson (89-93), Rodney Carter (87), Henry Odom (83), Frank Pollard (80-82), Mike Collier (75-76), Lee Calland (69-72), Bob Wade (68), Bill Daniels (61-66), Bert Rechichar (60), Art Davis (58), Earl Girard (57), Vic Pollock (52), Ray Matthews (51), Dick Hensley (51), Tony Compagno (48), John Sanderson (42), Stu Smith (40), Carl Littlefield (41), Bill Breedon (37), Forrest Douds (34-35)
- 45 Chris Fuamatu-Ma'afala (98-02)**, Chuck Sanders (86-87), Russell Davis (80-83), Jim Allen (74-77), John Nice (69), Dick Compton (67-68), Ralph Felton (58), Brad Myers (57), Art Davis (56), Paul Cameron (54), Bob Cifers (47-48), Walter Kichelski (40, 42), Norm Greeney (34)
- 46 Dante Brown (03)**, Troy Sadowski (97-98), Reggie Harrison (74-77), Warren Bankston (69-73), Chet Anderson (67), Frank Lambert (65-66), Phil King (64), Bob Ferguson (62-63), Bob Coronado (61), Fred Williamson (60-61), Charley Tolar (59), Billy Reynolds (58), Bill Walsh (49-51), Ed Ryan (48), Arthur Albrecht (42)
- 47 Scott Shields (99-00)**, Bruce Jones (87), Cameron Riley (87), Steve Morse (85), Mel Blount (70-83), Marv Woodson (64-69), Jackie Simpson (61-62), Dick Moegle (60), Izzy Weinstock (37), Ed Matesic (36)
- 48 Matt Cushing (00-04)**, A.J. Ofofiele (95), David Little (81), John Rowser (70-73), Gary Ballman (62), Leroy Reed (58), Lionel Reed (56), Joe Gasparella (48, 51), Eberle Schultz (42), Jesse Quatse (34)
- 49 Barron Miles (95)**, Dwayne Woodruff (79-90), Ralph Anderson (71-72), John Sodaski (70), Lou Harris (68-69), Amos Bullock (66), Bob Sherman (64-65), Ronnie Hall (59), William Bowman (57), Lynn Chandrois (52, 54-56), Charles Orman (51), Jerry Shipkey (48-49), Bob Thurban (43)
- 50 Larry Foote (02-04)**, Earl Holmes (96-01), Reggie Barnes (93), David Little (80-92), Darryl Knox (87), Tom Graves (79), Jim Clack (69-77), Bill Saul (64, 66-68), John Reger (55-63), Stan Sheriff (54), Melvin Fulwyler (54), George Tarasovic (52), Al Wukits (43), Harold Hinte (42), Nick Studen (42), John Noppenburg (40)
- 51 James Farrior (02-04)**, Mike Jones (01), Carlos Emmmons (96-99), Ed Robinson (94), Chuck Lanza (88-89), Paul Oswald (87), John Loti (87), Dan Turk (85-86), Loren Toews (73-83), Bob Maples (71), Jim Powell (66), Ken Henson (65), Buzz Nutter (61-64)
- 52 Mike Webster (74-89)**, Jim O'Shea (71), Sid Williamson (69), Mike Connelly (63), Gene Breen (65), Jack Klotz (59), George Tarasovic (57-58), Charles Lattnier (54), Ray Graves (43)
- 53 Clark Haggans (00-04)**, Steven Conley (96-98), Bryan Hinkle (81-93), Dennis Winston (77-81), Greg Blankenship (76), Ray Pinney (76), Henry Davis (70-73), John Campbell (65-69), Ken Kirk (62), George Tarasovic (56), Theo Grabinski (40), Byron Haines (37)
- 54 Mike Schneck (99-04)**, Donta Jones (95-98), Hardy Nickerson (87-92), Fred Small (85), Craig Bingham (82-84, 87), Zack Valentine (79-81), Dave LaCrosse (77), Marv Kellum (74-76), Doug Fisher (69-70), Max Messner (64-65), Val Jansante (46-51)
- 55 Joey Porter (99-04)**, Jerry Olasovsky (90-97), Dann Jordan (88), Ken Woodard (87), Dennis Winston (85-88), Rick Donnalley (82-83), Jon Kolb (69-81), Pat Kilborn (66), Dan James (60), Buck Crover (59), John Cenci (58), Lou Tepe (55), Tony Mومن (51), Charles Mehlich (46-51), Milt Sirmington (42)
- 56 Chucky Okobi (01-04)**, Mike Vrabel (98-00), Patrick Scott (95-96), Rico Mack (93-94), Rob McGovern (91), Tyrone Stowe (87), Robin Cole (77-87), Ray Mansfield (68-76), Bob Rowley (63), George Tarasovic (56), Marvin Matuszak (55), Fred Broussard (55), Bill Walsh (51-52, 54), Bob Balog (49-50, 51)
- 57 Clint Kriewaldt (03-04)**, John Fiala (98-02), Eric Ravotti (94-96), Jerro Williams (90-92), Mike Meriweather (82-87), Sam

ALL-TIME NUMBERS (continued)

- Davis (67-79), Art Hunter (65), Ed Beatty (57-61), Jim Taylor (56-57), Dick Flanagan (54-55), Frank Sinkovitz (47-52)
- 58 Jack Lambert (74-84), Chuck Allen (70-71), Ed Pine (65), Gail Clark (63), Roger Piliath (60)
- 59 Todd Seabaugh (84), Jack Ham (71-82), Ray May (67-69), Lou Levanti (51-52), Paul O'Brien (51)
- 60 Oliver Ross (00), Anthony Brown (99), Mark Rodenhauser (98), Kendall Gammon (92-95), Brian Blankenship (87-91), Randy Rasmussen (86), Ben McGee (64-72), Rudy Hayes (61), Don Rohrer (60), Dale Dodril (51-52, 54-59), Paul Salata (51), Leo Nobile (48-49), Ed Michaels (43)
- 61 Jeff Smith (02), Tom Myslinski (00), Greg Black (95), Tim Simpson (94), Dean Caliguire (91), Charlie Dickey (87r), Blake Wingle (83-85), Tyrone McGriff (80-82), Brian Stenger (69-73), Jerry Mazzanti (67), Eli Strand (66), Fran Mallick (65), Riley Gunnels (65), Ed Meyer (60), Ted Karras (58-59), Marv McFadden (56), Marv Matuszak (55), Lou Tepe (54-55), Dick Miller (52), Gordon Paschka (43)
- 62 Roger Duffy (98-01), Tom Myslinski (96-97), Todd Kalis (94), Tunch Ilkin (80-92), Jim Wolf (74-75), Ralph Welzel (66-71), Mike Sandusky (57-65), Art Michalik (55-57), Pete Ladygo (54), Dick Tomlinson (51-52), Steve Suhey (48-49)
- 63 Dermontti Dawson (88-00), Robert Washington (87r), Pete Rostovsky (84-86), Thom Dornbrook (79), Ernie Holmes (72-77), Rod Breedlove (65-67), Art Anderson (63), Pete Perrault (62), Jim Palmer (61), John Perkins (59), Bob Dougherty (58), George Tarasovic (56), Hal Hunter (56), Al Maier (55), Bill Pearson (54), Darrell Hogan (49, 51-52), Dick Mace (51)
- 64 Jeff Hartings (01-04), Kenny Davidson (90-93), Jerry Reese (88), Alan Huff (87r), Edmund Nelson (82-87), Steve Furness (72-80), Chuck Hinton (64-71), John Kapela (60-62), Bill Krisher (58-59), Bill Michael (57), Marv Matuszak (56-57), Don Penza (56), Don Earley (56), Joe Tyrrell (55), Rudy Arabaker (52-54), Bryant Meeks (47-48), Clark Goff (40), John Karcis (37)
- 65 Rich Tylski (00-01), Alan Faneca (98-99), John Jackson (88-97), Jim Boyle (87), Ray Pinney (85-87), Tom Beasley (76-83), Lloyd Voss (66-71), Bob Nichols (65), Tom Bettis (62), John Nisby (57-61), Bob O'Neil (57), Ralph Jecha (56), Wayne Edmunds (56), George Hughes (51-52, 54-55), Louis Allen (51), John Mastrangelo (48)
- 66 Alan Faneca (00-04), Jim Sweeney (96-99), Tom Newberry (95), Siulagi Palelei (94), Donald Evans (90-93), Mark Behring (86), Ted Petersen (77-83), Bruce van Dyke (67-73), Myron Potlios (61-63, 65), Dick Campbell (58-60), Aubrey Rozelle (57), Gerald Leahy (57), George Kennard (57), Marv Matuszak (56), John Schweder (54-55), Pete Ladygo (52), Don Samuel (49, 51)
- 67 Kimo von Oelhoffen (00-04), Shar Pourdanesh (99), Jamain Stephens (96-98), Duval Love (92-94), Mike Hinnant (89), Gary Dunn (76, 78-87), Craig Hanneman (72-73), Clarence Washington (69-70), Dick Capp (68), Bob Schmitz (61-64, 66), Earl Butler (60), Claude Billingsley (59), John Nisby (57), Ralph Freeman (57), Jerry Jacobs (56), Nick Fehr (55), George Oneskey (55), Truett Smith (52), Enio Conti (43)
- 68 Keydrick Vincent (01-04), Shar Pourdanesh (00), Brenden Stai (95-99), Lonnie Palelei (93), Mike Withycombe (91), Lorenzo Freeman (87-90), Jeff Lucas (87), L.C. Greenwood (69-81), Mike Magac (65-66), Ron Stehower (80-84), Mike Henry (59), Bob Dougherty (58), Ed Beatty (57), Frank Palmarino (54), John Schweder (51-52), Alex Aurilio (51), Floyd Simpson (51)
- 69 Ariel Solomon (91-95), Ben Thomas (88), David Optar (87), Gabe Rivera (83), Fred Anderson (78), Jerry Hillebrand (68-70), Buck Gorder (60), Bob Stark (59), Mike Iannucci (56)
- 70 Ernie Stautner (51-63), Darwin Horn (51)
- 71 Todd Fordham (03), Larry Tharpe (00), Orpheus Royce (96-99), Dan Fike (93), Tom Ricketts (89-91), Ted Petersen (87r), Emil Boures (83-84), Gordon Gravelle (72-76), Dick Arndt (81), Charles Bradshaw (61-66), Ken Longenecker (61), Joe Lewis (58-60), John Coyne (56), Frank Kilroy (43)
- 72 Barrett Brooks (03-04), Wayne Gandy (99-02), Bernard Dalfrey (96), Leon Searcy (92-95), Buddy Aydelette (87), Ray Snell (84-85), Gerry Mullins (71-79), Joe Greene (69), Fran O'Brien (66-68), Ray Lemek (62-65), Dick Klein (61), Byron Beams (59-60), John Simerson (59), Darrell Dess (58), Dick Schmitt (58), Willie Lee (57), Sid Fournet (57), Bob Gaona (54-57), Earl Murray (52), Alex Small (52), Paul Lea (51), Dale Dodril (51), Red Moore (47-49), Ted Doyle (43)
- 73 Kendall Simmons (02-04), Chris Combs (00-01), Justin Strzelczyk (90-99), Craig Wolfley (80-89), Rick Druschel (74-75), Rick Sharp (70-71), Ernie Ruple (68-69), Ray Mansfield (63-67), Frank Atkinson (63), John Baker (62), George Balhazar (61), Will Renfro (60), Ray Fisher (59), Fran Holohan (58), Carl Holben (54), Joseph Fagan (54), Frank Letten (52), Louis Allen (51-52), Darrell Hogan (51), Bill Cregar (48)
- 74 Jim Jones (04), Chris Sullivan (00), Nolan Harrison (97-99), Terry Long (84-91), Mark Kirchner (83), Ray Pinney (76-82), Dave Reavis (74-75), Tom Keating (73), John Brown (67-71), Riley Gunnels (65-66), Urban Henry (64), Lou Cordleone (62-63), John Kenerson (62), George Strugar (62), George Denko (61), Frank Varrichione (56-60), John Lapsley (54), Pete Ladygo (52)
- 75 Joe Greene (69-82), Ken Kortas (65-69), Joe Krupa (56-64), Nick Bolkovac (54), Dick Fugler (52), Jack Gearding (52), George Hays (51), John Schweder (51), Jack Wiley (48-49)
- 76 Chris Hoke (01-04), Kevin Henry (93-00), Rollin Putzier (88), Jerry Quick (87), Glen Howe (85), John Banaszak (75-81), Glen Ray Hines (73), Burt Askson (71), Mike Haggerty (67, 69-70), Gene Lipscomb (61-62), Ken Longenecker (60), George Belotti (59), Bill McClung (55-58), Pete Ladygo (54-55), Don Tassoti (54), Doug Conway (52), Tom Brown (42)
- 77 Marvel Smith (00-04), Kris Farris (99), Will Wolford (96-98), Carlton Haselrig (90-93), Jim Boyle (87-88), Mark Smith (87r), Steve August (84), Steve Courson (78-83), Charlie Davis (74-75), Mel Holmes (71-73), Mike Taylor (68-69), Dan James (61-66), Billy Ray Smith (58-60), Tom O'Brien (58), Gus Cifelli (54), Tom Palmer (54-55), John Schweder (52), Walter Sztot (52), Ray Matthews (51), Bob Gage (49-50), Paul Davis (48)
- 78 Max Starks (04), Mathias Nkwenti (01-03), Chris Conrad (98-99), Taase Faumui (94-95), Garry Howe (92), Tim Johnson (87-89), Mark Catano (84-85), Dwight Whits (71-80), Frank Parker (68-69), John Baker (63-67), Dick Lencar (60), Dave Liddick (57), John Muldowney (56), Lou Ferry (52, 54-55), George Nickisch (52), Carl Samuelson (51), Nick DeRosa (51)
- 79 Oliver Ross (01-04), Paul Wiggins (97), James Parrish (95), John Rienstra (86-90), Larry Brown (77-84), Larry Gagner (66-69), Lou Michaels (61-63), John Scott (60), Riley Gunnels (59), John Simerson (58), Tom Gulian (57), Dick Murley (56), Jim Emmons (56), Dick Modzelewski (55), Ernie Cheatham (54), Walter Barnes (52), Frank Wydo (47-51), Vic Sears (43)
- 80 Plaxico Burress (00-04), Matt Cushing (99), Jahire Arnold (96-98), Johnnie Barnes (95), Charles Davenport (92-94), Mark Stock (89), Theo Young (87), Russell Hairston (87r), Warren Seitz (86), Frank Pokorny (85), Wayne Capers (83-84), Joe Fowikes (60), Jack Butler (51-59), George Hays (51)
- 81 Sean Morey (04), Freddie Milons (03), Marco Battaglia (02), Dan O'Leary (02), Troy Edwards (99-01), Charles Johnson (94-98), Jeff Graham (91-93), Mike Hinnant (88), Lyneal Atston (87), Darrell Nelson (84-85), Paul Skansi (83), Elbie Nickel (48-49, 51-57)
- 82 Antwaan Randle El (02-04), Bobby Shaw (99-01), Henry Bailey (98), Yancey Thigpen (92-97), Derek Hill (89-90), John Stallworth (74-87), Dave Williams (73), Dennis Hughes (70-71), John Hilton (65-69), Chuck Logan (64), Tom Miner (58), Bob Gunderman (57), Don Fritz (56), Ed Meadows (55), Pat Brady (55), Joe Zombek (44), Ernie Cheatham (54), Bill Pearson (54), George Hays (52), Henry Minarik (51), Bill Long (49-50)
- 83 Chris Doering (03-04), Lenzie Jackson (01-02), Kamil Loud (00), Malcolm Johnson (99-00), David Dunn (98), Andre Coleman (98), Corey Holiday (95-97), Louis Lipps (84-91), Melvin Anderson (87r), Willie Sydnor (82), Theo Bell (76-

ALL-TIME NUMBERS (continued)

80. Barry Pearson (72-73), Don Alley (69), Mike Clark (64-67), John Brown (61), Buddy Dial (59), Dick Lucas (59), Ed Bernet (58), John Nisby (57), Leo Bigbie (57), Fred Glatz (56), Ed Bernet (55), Dewey Brundage (54), Kirk Hinderlinder (54), Roger Bradford (54)
84. **Jerame Tuman (99-04)**, Harold Bishop (98), Kirk Botkin (96-97), Tracey Greene (95), Walter Rasby (94), Tim Jordan (92-93), Mike Mularky (89-91), Jeff Markland (88), Danzell Lee (87), Chris Kolodziej (84), Randy Grossman (74-80), Chuck Dicus (73), Tony Jeter (66-68), Lee Folkins (65), Buddy Dial (60-63), Gern Nagler (59), R.K. Brown (59), Bill McPeak (51-52, 54-57), Larry Cabrelli (43)
85. Jay Riemersma (03-04), John Allred (02), Cory Geason (00-01), Mitch Lyons (97-99), Jonathan Hayes (94-96), Craig Keith (93), Russ Campbell (92), Terry O'Shea (89-90), Troy Johnson (88), Calvin Sweeney (80-87), Ernie Pough (76-77), Dave Davis (73), Bob Adams (69-71), Jerry Manion (67), Gary Ballman (63-66), Bob Schnelker (62), Clayton Tave (60), Don Bishop (58-59), Bill Michael (57), Joe O'Malley (55-56), Joe Zombek (54-55), Dick Hensley (52), Val Jansante (51), Fred Smith (51), Tony Bova (43)
86. **Hines Ward (98-04)**, John Farquhar (96), Damon Mays (95), Eric Green (90-94), Preston Gothard (85-88), Ralph Britt (87), Gregg Garity (83-84), Jim Smith (77-82), Reggie Garrett (74-75), Glenn Scolnick (73), J.R. Wilburn (66-70), John Burrell (62-64), Len Burnett (61), Jimmie Orr (58-60), Jon Evans (58), Perry Richards (57), Bob O'Neil (56-57), Ed Meadows (55), Pat O'Donohue (55), Don Fritz (54), Tom Jelley (51-52), Charles Mehelich (51), Carl Samuelson (49, 51)
87. **Walter Rasby (04)**, Mark Bruener (95-03), Craig Keith (94), Adrian Cooper (91-93), Weegie Thompson (84-89), John Rodgers (82-83), Johnny Dirden (81), Jim Mandich (78), Larry Brown (71-76), Roy Jefferson (65-69), Don Larose (64), Glen Glass (62), Harlon Hill (62), John Simko (61), Jack McClaren (55-60), Leo Davis (54)
88. **Matt Kranchick (04)**, Terance Mathis (02), Tim Baker (01), Courtney Hawkins (97-00), Andre Hastings (93-96), Mark Didio (92), Chris Calloway (90-91), Jason Johnson (89), Joey Clinkscapes (87-88), Jessie Britt (86), John Rodgers (84), Craig Dunaway (83), Lynn Swann (74-82), Dave Smith (70-72), Dick Kotite (68), Steve Smith (66), John Powers (61-65), Bob Schnelker (61), Steve Mellinger (61), Gary Chestang (61), Pete Brewster (59-60), Tom Miner (58-59), Hal Smith (58), John Stock (56), George Sulima (52, 54, 56), George Nicksich (51)
89. **Lee Mays (02-04)**, Will Blackwell (97-01), Ernie Mills (91-96), Charles Lockett (87-88), Bennie Cunningham (76-85), John McMakin (72-74), Marsh Cropper (67-69), Jim Kelly (64), Bobby Joe Green (60-61), Dick Lasse (58-59), Perry Richards (57), Jack O'Brien (54-57), Pat Smithwick (52), Ernie Stautner (51), Pete Barbolak (49), Tom Miller (43)
90. **Travis Kirschke (04)**, Erik Flowers (03), Justin Kurpeikis (01-02), Donnel Thompson (00), Reggie Lowe (99), Bill Johnson (95-96), Jeff Zgonina (93-94), Huey Richardson (91-92), Tyrone Stowe (87-90), Steve Apke (87), Bob Kohrs (81-85), George Webster (72-73), Dick Lasse (58), Leon Jamison (58), John Howle (56)
91. **Aaron Smith (99-04)**, Israel Raybon (96), Kevin Greene (93-95), Craig Veasey (91), Jerrol Williams (89), Gregg Carr (85-88), Dan McBride (56)
92. **James Harrison (04)**, Jason Gildon (94-03), Elnardo Webster (92), Jerry Olsavsky (89), Michael Minter (87r), Keith Gary (83-88), Larry Aldrich (58), Dom Penza (56)
93. James Harrison (02), Joel Steed (92-99), Keith Willis (81-87, 89-91), John Stock (56)
94. Rodney Bailey (01-03), Jeremy Staat (98-00), Chad Brown (93-96), Jeff Brady (91), Albert Williams (87r), Terry Echols (84), Dick Murley (56)
95. **Alonzo Jackson (03-04)**, Mike Jones (02), Greg Lloyd (88-97), John Goodman (81-85), Jackie Cline (87), Xavier Warren (87)
96. Kendrick Clancy (00-04), Mike Vrabel (97), Brentson Buckner (94-96), Ricky Sutton (93), Jackie Cline (87), Anthony Henlon (86, 88)
97. Kendrick Bell (01-04), Chad Kelsay (99), Rod Manuel (97-98), Ray Seals (94-96), Aaron Jones (88-92), Joe Williams (87)
98. **Casey Hampton (01-04)**, Ernie Brown (99), Oliver Gibson (95-98), Gerald Williams (86-94)
99. **Brett Keisel (02-04)**, Levon Kirkland (92-00), A.J. Jenkins (89-90), Darryl Sims (85-86), Avon Riley (87r), Michael Minter (87)

PITTSBURGH STEELERS MOST VALUABLE PLAYERS

1969	WR	Roy Jefferson
1970	DT	Joe Greene
1971	LB	Andy Russell
1972	RB	Franco Harris
1973	WR	Ron Shanklin
1974	S	Glen Edwards
1975	CB	Mel Blount
1976	LB	Jack Lambert
1977	QB	Terry Bradshaw
1978	QB	Terry Bradshaw
1979	WR	John Stallworth
1980	SS	Donnie Shell
1981	LB	Jack Lambert
1982	CB	Dwayne Woodruff
1983	PK	Gary Anderson
1984	WR	John Stallworth
1985	WR	Louis Lipps
1986	LB	Bryan Hinkle
1987	LB	Mike Merriweather

1988	LB	David Little
	CB	Rod Woodson
1989	WR	Louis Lipps
1990	CB	Rod Woodson
1991	LB	Greg Lloyd
1992	RB	Barry Foster
1993	CB	Rod Woodson
1994	LB	Greg Lloyd
1995	QB	Neil O'Donnell
1996	RB	Jerome Bettis
1997	RB	Jerome Bettis
1998	LB	Levon Kirkland
1999	LB	Levon Kirkland
2000	RB	Jerome Bettis
2001	QB	Kordell Stewart
2002	LB	Joey Porter
	WR	Hines Ward
2003	WR	Hines Ward
2004	LB	James Farrior



STEELERS LONGEST PLAYS

Longest Runs From Scrimmage

- 97f Bobby Gage (12/4/49 at Chicago Bears)
- 87f John Henry Johnson (12/11/60 vs. Philadelphia)
- 85f John Fuqua (12/20/70 at Philadelphia)
- 80f Kordell Stewart (12/22/96 at Carolina)
- 77f Dick Hoak (10/20/68 vs. New Orleans)
- 75f Franco Harris (11/19/72 at Cleveland)
- 75 Buist Warren (11/11/45 vs. Chicago Cardinals)
- 75 Sidney Thornton (9/23/79 vs. Baltimore) (TRS)
- 74f Kordell Stewart (10/5/97 at Baltimore)
- 73f Bill Asbury (9/17/67 vs. Chicago)
- 72f John Fuqua (12/20/70 at Philadelphia)
- 71f Franco Harris (10/7/79 at Cleveland)
- 70f Warren Williams (11/4/90 vs. Atlanta) (TRS)
- 70f Rocky Bleier (10/7/79 at Cleveland)

Longest Pass Plays

- 90f Kordell Stewart to Bobby Shaw (12/16/01 at Baltimore)
- 90 Bubby Brister to Dwight Stone (10/14/90 at Denver)
- 90f Terry Bradshaw to Mark Malone (11/8/81 at Seattle)
- 89f Neil O'Donnell to Dwight Stone (9/1/91 vs. San Diego) (TRS)
- 89f Bubby Brister to Louis Lipps (11/13/88 vs. Philadelphia) (TRS)
- 88f Rudy Bukich to Buddy Dial (10/22/61 vs. Cleveland)
- 87f Terry Bradshaw to Dave Smith (12/6/70 vs. Green Bay) (TRS)
- 87f Bill Nelsen to Gary Ballman (11/28/65 vs. Cleveland)
- 84f Mike Tomczak to Charles Johnson (12/24/94 at San Diego)
- 84f Ron Smith to Roy Jefferson (9/18/66 vs. Detroit)
- 81f Josh Miller to Chris Hope (12/28/03 at Baltimore)
- 81f Terry Bradshaw to Ron Shanklin (11/29/70 vs. Cleveland) (TRS)
- 80f Bubby Brister to Louis Lipps (12/4/88 at Houston)
- 80f Bubby Brister to Louis Lipps (9/11/88 at Washington)
- 80f David Woodley to Louis Lipps (9/2/84 vs. Kansas City) (TRS)
- 80f Marilyn Condit to Bill Dudley (10/27/46 at Boston)
- 79f Bubby Brister to Louis Lipps (12/24/89 at Tampa Bay)
- 79f Ron Smith to Gary Ballman (9/25/66 vs. Washington)
- 78f Terry Bradshaw to John McMakin (12/3/72 vs. Cleveland) (TRS)
- 78f Jim Finks to Ray Mathews (10/17/54 vs. Cleveland)
- 77f Kent Graham to Hines Ward (10/15/00 vs. Cincinnati) (TRS)
- 77f Jim Finks to Ray Mathews (11/8/53 at Cleveland)
- 77f Joe Geri to Elbie Nickel (10/14/51 vs. San Francisco)
- 74f Terry Bradshaw to John Stallworth (12/5/82 vs. Kansas City) (TRS)
- 72f Tommy Maddox to Hines Ward (11/17/02 at Tennessee)
- 71f Neil O'Donnell to Kordell Stewart (11/19/95 at Cincinnati)

Longest Punts

- 82 Joe Geri (11/20/49 at Green Bay)
- 75 Bobby Joe Green (1960)
- 75 Josh Miller (12/2/99 at Jacksonville)
- 74 Craig Colquitt (12/7/81 at Oakland) and Bob Cifers (1947)
- 73 Josh Miller (9/20/98 at Miami)
- 72 Josh Miller (11/30/03 vs. Cincinnati)
- Josh Miller (10/26/97 vs. Jacksonville) (TRS)

Longest Punt Returns

- 90 Brady Keys (9/20/64 vs. N.Y. Giants)
- 84f Antwaan Randle El (10/26/03 vs. St. Louis)
- 82 Brady Keys (9/22/63 vs. N.Y. Giants)
- 80f Rod Woodson (10/25/92 at Kansas City)
- 80f Roy Jefferson (11/10/68 at St. Louis)
- 72f Andre Hastings (9/10/95 at Houston)
- 66f Antwaan Randle El (1/5/03 vs. Cleveland)

Longest Kickoff Returns

- 101f Don McCall (11/23/69 at Minnesota)
- 99f Antwaan Randle El (10/13/02 at Cincinnati)
- 98f Will Blackwell (12/24/00 at San Diego)
- 97f Will Blackwell (10/5/97 at Baltimore)
- 96f Billy Wells (10/13/57 vs. Chicago Cardinals)
- 95f Larry Anderson (10/15/78 at Cleveland)
- 94f Mike Collier (10/26/75 at Green Bay)
- 93f Jim (Cannonball) Butler (10/30/66 at Dallas)
- 93f Lynn Chandnois (10/12/52 at Philadelphia, 10/3/53 vs. N.Y. Giants)
- 92f Dwight Stone (12/4/88 at Houston)
- 92f Rod Woodson (10/9/88 at Phoenix)
- 91f Eric Pegram (11/3/96 vs. St. Louis Rams) (TRS)

Longest Interception Returns

- 99f Martin Kottler (9/27/33 vs. Chicago Cardinals)
- 91 Jack Hinkle (10/9/43 vs. N.Y. Giants)
- 86f Glen Edwards (9/30/73 at Houston)
- 84 Joey Porter (9/15/02 vs. Oakland)
- 82f Tony Compagno (11/7/48 vs. Green Bay)
- 82f Jim Bradshaw (10/24/65 at Philadelphia)
- 81f Russ Craft (10/17/54 vs. Cleveland)
- 80f Bill Dudley (11/3/46 vs. Washington)
- 78f Dewayne Washington (11/22/98 vs. Jacksonville) (TRS)

Longest Field Goals

- 55 Kris Brown (10/14/01 at Kansas City)
- 55 Gary Anderson (11/25/84 vs. San Diego) (TRS)
- 54 Gary Anderson (12/8/91 at Houston)
- 53 Gary Anderson (10/21/84 at Indianapolis)
- 52 Kris Brown (12/11/00 vs. Philadelphia) (TRS)
- 52 Norm Johnson (11/9/97 vs. Baltimore) (TRS)
- 52 Gary Anderson (11/13/88 vs. Philadelphia) (TRS)
- 52 Gary Anderson (11/17/85 at Houston)
- 52 Gary Anderson (11/22/87 at Cincinnati)
- 51 Jeff Reed (10/17/04 at Dallas)
- 51 Jeff Reed (9/26/04 at Miami)
- 51 Jeff Reed (9/14/03 at Kansas City)
- 51 Kris Brown (10/25/99 vs. Atlanta) (TRS)

Longest Fumble Return

- 102f Travis Davis (12/26/99 vs. Carolina) (TRS)
- 94f Greg Best (10/16/83 vs. Cleveland) (TRS)

Blocked Kick Return

- 83f Dale Dodrill (12/14/52 at Los Angeles Rams)

OPPONENT LONGEST PLAYS

Opponent Longest Runs From Scrimmage

- 94t O.J. Simpson (10/29/72 at Buffalo)
 88t O.J. Simpson (9/28/75 vs. Buffalo)
 88t Parker Hall (10/29/39 vs. Cleveland Rams)
 82t Derrick Alexander (12/18/99 vs. Kansas City)
 79t Ollie Matson (11/25/56 vs. Chicago Cardinals)
 78t Kevan Barlow (12/17/03 at San Francisco)
 78t Curtis Martin (1/5/97 at New England)
 77t Greg Bell (12/15/85 vs. Buffalo)
 65t James Brooks (10/8/89 vs. Cincinnati)
 65 Joe Morris (12/21/85 at NY Giants)
 64 Ron Davenport (12/18/88 vs. Miami)
 64t Priest Holmes (12/12/99 vs. Baltimore)
 61t Jeff Hayes (10/13/86 at Cincinnati)
 60t Garry James (12/7/86 vs. Detroit)
 60t Kerry King (12/7/81 at Oakland)

Opponent Longest Pass Plays

- 99t Frank Filchuck to Andy Farkas (10/15/39 vs. Wash. Redskins)
 98t Earl Morrall to Homer Jones (9/11/66 vs. N.Y. Giants)
 96t Frank Ryan to Ollie Matson (10/1/61 vs. Cleveland Rams)
 88t Dave Ryan to John Greene (11/10/46 at Detroit)
 88t Steve Beuerlein to Patrick Jeffers (12/26/99 vs. Carolina)
 87t Norm Snead to Timmy Brown (10/4/64 at Phila.)
 86t Drew Bledsoe to Terry Glenn (12/6/98 vs. N.E.)
 86t Boomer Esiason to Eddie Brown (11/6/88 at Cin.)
 86t Bob Griese to Paul Warfield (11/14/71 at Miami)
 84t Greg Landry to Ron Jessie (9/16/73 vs. Detroit)
 83t Kelly Holcomb to Kevin Johnson (1/5/03 vs. Cleveland)
 82t Len Dawson to Otis Taylor (10/18/71 at K.C.)
 81t Jack Trudeau to Jessie Hester (11/22/92 vs. Indianapolis)
 80t Todd Bouman to Michael Bennett (12/2/01 vs. Minnesota)
 79t Tim Couch to Kevin Johnson (9/17/00 at Cleveland)
 77t Bernie Kosar to Reggie Langhorne (11/20/88 at Cleveland)
 76t Jeff Blake to Darnay Scott (11/28/99 vs. Cincinnati)
 76t Tony Banks to Qadry Ismail (12/12/99 vs. Baltimore)
 76t Chris Chandler to Chris Sanders (12/3/95 vs. Houston)
 76t Bucky Richardson to Ernest Givins (10/3/94 vs. Houston)
 76t Brett Favre to Sterling Sharpe (9/27/92 at Green Bay)
 76t Steve Grogan to Stephen Starnig (9/25/83 vs. N.E.)

Opponent Longest Punts

- 84 Harry Newsome (12/20/92 vs. Minnesota)
 78 Craig Hentrich (1/2/00 vs. Tennessee)
 69 Greg Coleman (9/21/86 at Minnesota)
 68 Dan Pastorini (11/9/75 vs. Houston)
 66 Darren Bennett (10/1/95 vs. San Diego)
 65 Bryan Barker (10/1/00 at Jacksonville)
 65 Louie Aguilar (9/13/92 vs. NY Jets)
 65 Lee Johnson (11/17/85 at Houston)
 65 Jerrel Wilson (11/12/72 vs. Kansas City)
 64 Greg Montgomery (9/8/96 vs. Baltimore)
 64 Lee Johnson (10/19/92 vs. Cincinnati)
 64 Jerrel Wilson (11/16/75 vs. Kansas City)

Opponent Longest Punt Returns

- 96t Bill Dudley (12/3/50 vs. Washington)
 94t Charlie Rogers (9/26/99 vs. Seattle)
 91t Eric Metcalf (10/24/93 at Cleveland)
 90t Bob Hayes (12/8/68 at Dallas)
 87t Dennis Northcutt (11/2/02 at Cleveland)
 87t Tommy Vignito (9/10/81 at Miami)
 87t Rick Upchurch (11/6/77 at Denver)
 81t Robbie Martin (11/24/83 at Detroit)
 75t Santana Moss (1/15/05 vs. N.Y. Jets)
 70t John "Shipwreck" Kelly (11/12/33 vs. Brooklyn)
 72t O.J. McDuffie (12/13/93 at Miami)

- 68 Willard Harrell (9/16/79 at St. Louis Cardinals)
 62 Jermaine Lewis (12/16/01 at Baltimore)
 * 59 Dennis Northcutt (1/5/03 vs. Cleveland)
 58t Lionel James (11/25/84 vs. San Diego)

Opponent Longest Kickoff Returns

- 100t Dante Hall (9/14/03 at Kansas City)
 100t Gerald McNeil (10/5/86 vs. Cleveland)
 100t Larry Krause (12/6/70 vs. Green Bay)
 99t Gaston Green (10/29/90 vs. LA Rams)
 + 98t Ned Mathews (11/21/43 vs. Detroit)
 97t Brian Mitchell (9/7/97 vs. Washington)
 97t Tony Smith (9/27/93 at Atlanta)
 97t Boyce Green (12/21/86 at Kansas City)
 97t JoJo Townsend (12/13/86 at NY Jets)
 97t Bobby Humphrey (9/6/84 at NY Jets)
 97t Carl Roaches (9/18/83 at Houston)
 96t Terry Kirby (9/15/02 vs. Oakland)
 95t Elvis Joseph (11/18/01 vs. Jacksonville)

Opponent Longest Interception Returns

- 97t Darryl Williams (11/7/93 at Cincinnati)
 95t Don Doll (10/6/49 vs. Detroit)
 94t Irv Cross (1/25/64 at Philadelphia)
 92t Leo Sanford (9/26/55 Chicago Cardinals)
 91t Hal van Every (11/23/41 vs. Green Bay)
 90t Bob "Tulsa" Smith (11/9/52 vs. Detroit)
 87 Joe Blahak (12/9/73 vs. Houston)
 + 83t Don Perkins (10/8/44 vs. Green Bay)
 77t Mike Brim (9/13/92 vs. NY Jets)
 77t Woodrow Lowe (11/25/79 at San Diego)
 77t Paul Krause (11/23/69 at Minnesota)
 75t Daylon McCulcheon (10/5/03 vs. Cleveland)
 75t Brian Washington (10/2/88 vs. Cleveland)
 * 75t Vernon Perry (1/6/80 vs. Houston)
 75t George Sauer (11/24/35 vs. Green Bay)
 73t Yale Lary (12/9/56 at Detroit)
 73t Lew Carpenter (9/27/53 at Detroit)
 70t Aaron Glenn (12/8/02 vs. Houston)
 70 Louis Breeden (11/11/84 at Cincinnati)
 70 Roosevelt Barnes (11/24/83 at Detroit)
 67t Charles "Buckets" Goldenberg (10/15/33 at G.B.)
 66t Kermit Alexander (11/24/68 vs. S.F.)
 65t Aaron Glenn (12/8/02 vs. Houston)
 65t Jim Kearney (11/12/72 vs. Kansas City)
 65t Jimmy Carson (10/14/51 vs. San Francisco)
 65t Cliff Battles (10/17/37 at Washington)
 63t Rodney Harrison (12/24/00 at San Diego)
 61t Calvin Jackson (11/25/96 at Miami)

Opponent Longest Field Goals

- 54 Tony Zendejas (9/12/93 at LA Rams)
 53 Mike Hollis (10/8/95 at Jacksonville)
 52 Richie Cunningham (8/31/97 vs. Dallas)
 52 Mike Hollis (9/1/96 at Jacksonville)
 52 Steve Christie (11/14/94 vs. Buffalo)
 52 Eddie Murray (10/25/92 at Kansas City)
 52 Pat Leahy (9/6/84 at NY Jets)
 52 Grant Guthrie (10/11/70 vs. Buffalo)

Opponent Longest Fumble Returns

- 89t Don Paul (11/10/57 at Cleveland)
 88t Keith McKenzie (11/9/98 vs. Green Bay)
 78t Quentin Coryatt (9/16/94 vs. Indianapolis)
 72t Wendell Harris (9/11/66 vs. N.Y. Giants)
 70t Al Smith (12/8/91 at Houston)
 70t Barney Bussey (11/18/90 at Cincinnati)
 65t Thomas Howard (9/6/81 vs. Kansas City)

Opponent Blocked Kick Return

- 78t Lloyd Burruss (12/21/86 vs. Kansas City)
 58t Chris Hudson (9/22/97 at Jacksonville)

*Playoff game

+Phil.-Pitt. Steagles or Card.-Pitt. record



THE LAST TIME

OVERTIME GAME WON

By Steelers — Steelers 16, Cleveland 13, 9/29/02
By Opponents — at Baltimore 13, Steelers 10, 12/28/03

TIE GAME

Home — Steelers 34, Atlanta 34, 11/10/02
Away — Steelers 35, at Denver 35, 9/22/74

SHUTOUT

By Steelers — Steelers 22, Cleveland 0, 10/22/00
By Opponents — N.Y. Jets 6, Steelers 0, 12/14/03

KICKOFF RETURNED FOR A TD

By Steelers — Antwaan Randle El (99 yards) at Cincinnati, 10/13/02
By Opponents — Willie Ponder (91 yards) at N.Y. Giants, 12/18/04

PUNT RETURNED FOR A TD

By Steelers — Antwaan Randle El (52 yards) vs. Arizona, 11/9/03
By Opponents — Dennis Northcutt (87 yards) at Cleveland, 11/13/02

INTERCEPTED PASS RETURNED FOR A TD

By Steelers — James Farrior (14 yards) at Cincinnati, 11/21/04
By Opponents — Chris Crocker (20 yards) vs. Cleveland, 10/10/04

FUMBLE RETURNED FOR A TD

By Steelers — James Harrison (18 yards) vs. Buffalo, 1/2/05
By Opponents — Nate Clements (30 yards) at Buffalo, 1/2/05

PUNT BLOCKED

By Steelers — Chris Flumatu-Ma'afala vs. Oakland, 9/15/02
By Opponents — D.D. Lewis at Seattle 11/2/03

PUNT BLOCKED FOR A TD

By Steelers — Lance Brown (1 yard recovered by Fred McAfee) at Kansas City, 10/26/98
By Opponents — Frank Minnifield (11 yards) at Cleveland, 11/20/88

FIELD GOAL BLOCKED

By Steelers — James Farrior vs. Atlanta, 11/10/02
By Opponent — Brian Finneran vs. Atlanta, 11/10/02

FIELD GOAL BLOCKED FOR A TD

By Steelers — Bob O'Neill (73 yards) vs. Chicago Cards, 10/13/57
By Opponents — Chris Hudson (68 yards) vs. Jacksonville, 9/22/97

SAFETY SCORED

By Steelers — 11/21/04 vs. Cincinnati (Carson Palmer intentional grounding in end zone)
By Opponents — 9/28/03 vs. Tennessee (Maddox sacked in end zone by Rocky Boiman)

TWO 100-YARD RUSHERS IN SAME GAME

By Steelers — 10/26/86 vs. Cincinnati (Earnest Jackson 132, Walter Abercrombie 109)
By Opponents — None

200 YARDS RUSHING

By Steelers — Frenchy Fuqua (218 yards) at Philadelphia, 12/20/70
By Opponents — Fred Taylor (234 yards) vs. Jacksonville, 11/19/00

300 YARDS PASSING

By Steelers — Ben Roethlisberger (316) at N.Y. Giants, 12/18/04
By Opponents — Rich Gannon (305) vs. Oakland, 9/12/04

400 YARDS PASSING

By Steelers — Tommy Maddox (475) vs. Atlanta, 11/10/02
By Opponents — Jon Kitna (411) at Cincinnati, 12/30/01

200 YARDS RECEIVING

By Steelers — Plaxico Burress (253) at Atlanta, 11/10/02
By Opponents — Qadry Ismail (258) vs. Baltimore, 12/12/99

FOUR TD PASSES

By Steelers — Tommy Maddox vs. Atlanta, 11/10/02
By Opponents — Troy Aikman vs. Dallas, 8/30/97

FIVE TD PASSES

By Steelers — Mark Malone vs. Indianapolis, 9/8/85
By Opponents — Brian Sipe at Cleveland, 10/7/79

SIX TD PASSES

By Steelers — N/A
By Opponents — Jim Kelly at Buffalo, 9/8/91

THREE TD RECEPTIONS

By Steelers — Charles Johnson vs. Tennessee, 11/1/98
By Opponents — Qadry Ismail vs. Baltimore, 12/12/99

FOUR TD RECEPTIONS

By Steelers — Roy Jefferson vs. Atlanta, 11/3/68
By Opponents — Don Beebe at Buffalo, 9/8/91

THREE TDs RUSHING

By Steelers — Jerome Bettis at Arizona, 11/30/97 (OT)
By Opponents — Arien Harris vs. St. Louis, 10/26/03

FOUR FIELD GOALS

By Steelers — Jeff Reed at N.Y. Giants, 12/18/04
By Opponents — David Akers vs. Philadelphia, 11/12/00

FIVE FIELD GOALS

By Steelers — Kris Brown at Cleveland, 11/11/01
By Opponents — Scott Norwood at Buffalo, 9/25/88

SIX FIELD GOALS

By Steelers — Jeff Reed at Jacksonville, 12/1/02
By Opponents — Todd Peterson vs. Seattle, 9/26/99

THREE INTERCEPTIONS

By Steelers — Darren Perry at Cleveland, 9/11/94
By Opponents — Dick Anderson (4) at Miami, 12/3/73

FOUR INTERCEPTIONS

By Steelers — Jack Butler vs. Washington, 12/13/53
By Opponents — Dick Anderson at Miami, 12/3/73

THREE SACKS

By Steelers — Joey Porter vs. New England, 10/31/04
By Opponents — Darrin Smith at New Orleans, 10/6/02

FOUR SACKS

By Steelers — Joey Porter at Tampa Bay, 10/21/01
By Opponents — Alfred Williams vs. Cincinnati, 10/16/94

FIVE SACKS

By Steelers — Joe Greene at Houston, 12/10/72
By Opponents — N/A

72 YEARS WITH THE STEELERS

2004

BILL COWHER, Head Coach

SteelersOpp.

9/12	Oakland	24	21	W
9/19	at Baltimore	13	30	L
9/26	at Miami	13	3	W
10/3	Cincinnati	28	17	W
10/10	Cleveland	34	23	W
10/17	at Dallas	24	20	W
10/24	Idle			
10/31	New England	34	20	W
11/7	Philadelphia	27	3	W
11/14	at Cleveland	24	10	W
11/21	at Cincinnati	19	14	W
11/28	Washington	16	7	W
12/5	at Jacksonville	17	16	W
12/12	N.Y. Jets	17	6	W
12/18	at N.Y. Giants	33	30	W
12/26	Baltimore	20	7	W
1/2	at Buffalo	29	24	W
Won 15, Lost 1 (H 8-0, A 7-1)		372	251	

AFC Playoff Game

1/15 N.Y. Jets (OT) 20 17 W

AFC Championship Game

1/23 New England 27 41 L

2003

BILL COWHER, Head Coach

SteelersOpp.

9/7	Baltimore	34	15	W
9/14	at Kansas City	20	41	L
9/21	at Cincinnati	17	10	W
9/28	Tennessee	13	30	L
10/5	Cleveland	13	33	L
10/12	at Denver	14	17	L
10/19	Idle			
10/26	St. Louis***	21	33	L
11/2	at Seattle	16	23	L
11/9	Arizona	28	15	W
11/17	at San Francisco	14	30	L
11/23	at Cleveland	13	6	W
11/30	Cincinnati	20	24	L
12/7	Oakland	27	7	W
12/14	at New York Jets	0	6	L
12/21	San Diego	40	24	W
12/28	at Baltimore (OT)	10	13	L
Won 6, Lost 10 (H 4-4, A 2-6)		300	327	

***1,000th game in Steelers history

2002

BILL COWHER, Head Coach

SteelersOpp.

9/9	at New England	14	30	L
9/15	Oakland	17	30	L
9/22	Open			
9/29	Cleveland (OT)**	16	13	W
10/6	at New Orleans	29	32	L
10/13	at Cincinnati	34	7	W
10/21	Indianapolis	28	10	W
10/27	at Baltimore	31	18	W
11/3	at Cleveland	23	20	W
11/10	Atlanta (OT)	34	34	T
11/17	at Tennessee	23	31	L
11/24	Cincinnati	29	21	W
12/1	at Jacksonville	25	23	W
12/8	Houston	6	24	L
12/15	Carolina	30	14	W
12/23	at Tampa Bay	17	7	W
12/29	Baltimore	34	31	W

Won 10, Lost 5, Tied 1 390 345

(H 5-2-1, A 5-3)

AFC Wild Card Game

1/5 Cleveland 36 33 W

AFC Playoff Game

1/11 at Tennessee (OT) 31 34 L

** Cowher's 100th win

2001

BILL COWHER, Head Coach

SteelersOpp.

9/9	at Jacksonville	3	21	L
9/23	Idle			
9/30	at Buffalo	20	3	W
10/7	Cincinnati	16	7	W
10/14	at Kansas City	20	17	W
10/21	at Tampa Bay	17	10	W
10/29	Tennessee	34	7	W
11/4	Baltimore	10	13	L
11/11	at Cleveland (OT)	15	12	W
11/18	Jacksonville	20	7	W
11/25	at Tennessee	34	24	W
12/2	Minnesota	21	16	W
12/9	N.Y. Jets	18	7	W
12/16	at Baltimore	26	21	W
12/23	Detroit	47	14	W
12/30	at Cincinnati (OT)	23	26	L
1/6	Cleveland*	28	7	W
Won 13, Lost 3 (H 7-1, A 6-2)		352	212	

AFC Playoff Game

1/20 Baltimore 27 10 W

AFC Championship Game

1/27 New England 17 24 L

+ Originally Scheduled 9/16

2000

BILL COWHER, Head Coach

SteelersOpp.

9/2	Baltimore	0	16	L
9/10	Idle			
9/17	at Cleveland	20	23	L
9/24	Tennessee	20	23	L
10/1	at Jacksonville	24	13	W
10/8	at New York Jets	20	3	W
10/15	Cincinnati	15	0	W
10/22	Cleveland	22	0	W
10/29	at Baltimore	9	6	W
11/5	at Tennessee	7	9	L
11/12	Philadelphia (OT)	23	26	L
11/19	Jacksonville	24	34	L
11/26	at Cincinnati	48	28	W
12/3	Oakland	21	20	W
12/10	at New York Giants	10	30	L
12/16	Washington	24	3	W
12/24	at San Diego	34	21	W
Won 9, Lost 7 (H 4-4, A 5-3)		321	255	

1999

BILL COWHER, Head Coach

SteelersOpp.

9/12	at Cleveland	43	0	W
9/19	at Baltimore	23	20	W
9/26	Seattle	10	29	L
10/3	Jacksonville	3	17	L
10/10	at Buffalo	21	24	L
10/17	at Cincinnati	17	3	W
10/25	Atlanta	13	9	W

10/31 AFC Central idle

11/7 at San Francisco 27 6 W

11/14 Cleveland 15 16 L

11/21 at Tennessee 10 16 L

11/28 Cincinnati 20 27 L

12/2 at Jacksonville 6 20 L

12/12 Baltimore 24 31 L

12/18 at Kansas City 19 35 L

12/26 Carolina 30 20 W

1/2 Tennessee 27 36 L

Won 6, Lost 10 (H 2-6, A 4-4) 317 320

1998

BILL COWHER, Head Coach

SteelersOpp.

9/6	at Baltimore	20	13	W
9/13	Chicago	17	12	W
9/20	at Miami	0	21	L
9/27	Seattle	13	10	W
10/4	AFC Central idle			
10/11	at Cincinnati	20	25	L
10/18	Baltimore	16	6	W
10/26	at Kansas City	20	13	W
11/1	Tennessee	31	41	L
11/9	Green Bay	27	20	W
11/15	at Tennessee	14	23	L
11/22	Jacksonville	30	15	W
11/26	at Detroit (OT)	16	19	L
12/6	New England	9	23	L
12/13	at Tampa Bay	3	16	L
12/20	Cincinnati	24	25	L
12/28	at Jacksonville	3	21	L
Won 7, Lost 9 (H 5-3, A 2-6)		263	303	

1997

BILL COWHER, Head Coach

SteelersOpp.

8/31	Dallas	7	37	L
9/7	Washington	14	13	W
9/14	AFC Central idle			
9/22	at Jacksonville	21	30	L
9/28	Tennessee	37	24	W
10/5	at Baltimore	42	34	W
10/12	Indianapolis	24	22	W
10/19	at Cincinnati	26	10	W
10/26	Jacksonville (OT)	23	17	W
11/3	at Kansas City	10	13	L
11/9	Baltimore	37	0	W
11/16	Cincinnati	20	3	W
11/23	at Philadelphia	20	23	L
11/30	at Arizona (OT)	26	20	W
12/7	Denver	35	24	W
12/13	at New England (OT)	24	21	W
12/21	at Tennessee	6	16	L
Won 11, Lost 5 (H 7-1, A 4-4)		372	307	

AFC Playoff Game

1/3 New England 7 6 W

AFC Championship Game

1/11 Denver 21 24 L

1996

BILL COWHER, Head Coach

SteelersOpp.

9/1	at Jacksonville	9	24	L
9/8	Baltimore	31	17	W
9/16	Buffalo	24	6	W
9/22	AFC Central idle			
9/29	Houston	30	16	W
10/7	at Kansas City	17	7	W
10/13	Cincinnati	20	10	W

72 YEARS WITH THE STEELERS

10/20 at Houston	13	23	[L]
10/27 at Atlanta	20	17	[W]
11/3 St. Louis	42	6	[W]
11/10 at Cincinnati	24	34	[L]
11/17 Jacksonville	28	3	[W]
11/25 at Miami	24	17	[W]
12/1 at Baltimore	17	31	[L]
12/8 San Diego	16	3	[W]
12/15 San Francisco	15	25	[L]
12/22 at Carolina	14	18	[L]
Won 10, Lost 6 (H 7-1, A 3-5)	344	257	
AFC Wild Card Playoff Game			
12/29 Indianapolis	42	14	[W]
AFC Playoff Game			
1/5 at New England	3	28	[L]

1995

BILL COWHER, Head Coach

SteelersOpp.			
9/3 Detroit	23	20	[W]
9/10 at Houston	34	17	[W]
9/18 at Miami	10	23	[L]
9/24 Minnesota	24	44	[L]
10/1 San Diego	31	16	[W]
10/8 at Jacksonville	16	20	[L]
10/15 AFC Central idle			
10/19 Cincinnati	9	27	[L]
10/29 Jacksonville	24	7	[W]
11/5 at Chicago (OT)	37	34	[W]
11/13 Cleveland	20	3	[W]
11/19 at Cincinnati	49	31	[W]
11/26 at Cleveland	20	17	[W]
12/3 Houston	21	7	[W]
12/10 at Oakland	29	10	[W]
12/16 New England	41	27	[W]
12/24 at Green Bay	19	24	[L]
Won 11, Lost 5 (H 6-2, A 5-3)	407	327	

AFC Playoff Game

1/6 Buffalo	40	21	[W]
-------------	----	----	-----

AFC Championship Game

1/14 Indianapolis	20	16	[W]
-------------------	----	----	-----

SUPER BOWL XXX (Phoenix, Az.)

1/28 Dallas	17	27	[L]
-------------	----	----	-----

1994

BILL COWHER, Head Coach

SteelersOpp.			
9/4 Dallas	9	26	[L]
9/11 at Cleveland	17	10	[W]
9/18 Indianapolis	31	21	[W]
9/25 at Seattle	13	30	[L]
10/3 Houston	30	14	[W]
10/4 AFC Central idle			
10/16 Cincinnati	14	10	[W]
10/23 at New York Giants	10	6	[W]
10/30 at Arizona (OT)	17	20	[L]
11/6 at Houston (OT)	12	9	[W]
11/14 Buffalo	23	10	[W]
11/20 Miami (OT)	16	13	[W]
11/27 at L.A. Raiders	21	3	[W]
12/4 at Cincinnati	38	15	[W]
12/11 Philadelphia	14	3	[W]
12/18 Cleveland	17	7	[W]
12/24 at San Diego	34	37	[L]
Won 12, Lost 4 (H 7-1, A 5-3)	316	234	

AFC Playoff Game

1/7 Cleveland	29	9	[W]
---------------	----	---	-----

AFC Championship Game

1/15 San Diego	13	17	[L]
----------------	----	----	-----

1993

BILL COWHER, Head Coach

SteelersOpp.			
9/5 San Francisco	13	24	[L]
9/12 at Los Angeles Rams	0	27	[L]
9/19 Cincinnati	34	7	[W]
9/27 at Atlanta	45	17	[W]
10/3 AFC Central idle			
10/10 San Diego	16	3	[W]
10/17 New Orleans	37	14	[W]
10/24 at Cleveland	23	28	[L]
10/31 AFC Central idle			
11/7 at Cincinnati	24	16	[W]
11/15 Buffalo	23	0	[W]
11/21 at Denver	13	37	[L]
11/28 at Houston	3	23	[L]
12/5 New England	17	14	[W]
12/13 at Miami	21	20	[W]
12/19 Houston	17	26	[L]
12/26 at Seattle	6	16	[L]
1/2 Cleveland	16	9	[W]
Won 9, Lost 7 (H 6-2, A 3-5)	308	281	

AFC Wild Card Playoff Game

1/8 at Kansas City (OT)	24	27	[L]
-------------------------	----	----	-----

1992

BILL COWHER, Head Coach

SteelersOpp.			
9/6 at Houston	29	24	[W]
9/13 New York Jets	27	10	[W]
9/20 at San Diego	23	6	[W]
9/27 at Green Bay	3	17	[L]
10/4 AFC Central idle			
10/11 at Cleveland	9	17	[L]
10/19 Cincinnati	20	0	[W]
10/25 at Kansas City	27	3	[W]
11/1 Houston	21	20	[W]
11/8 at Buffalo	20	28	[L]
11/15 Detroit	17	14	[W]
11/22 Indianapolis	30	14	[W]
11/29 at Cincinnati	21	9	[W]
12/6 Seattle	20	14	[W]
12/13 at Chicago	6	30	[L]
12/20 Minnesota	3	6	[L]
12/27 Cleveland	23	13	[W]
Won 11, Lost 5 (H 7-1, A 4-4)	299	225	

AFC Playoff Game

1/9 Buffalo	3	24	[L]
-------------	---	----	-----

1991

CHUCK NOLL, Head Coach

SteelersOpp.			
9/1 San Diego	26	20	[W]
9/8 at Buffalo	34	52	[L]
9/15 New England	20	6	[W]
9/22 at Philadelphia	14	23	[L]
9/29 AFC Central idle			
10/6 at Indianapolis	21	3	[W]
10/14 New York Giants	20	23	[L]
10/20 Seattle	7	27	[L]
10/27 at Cleveland	14	17	[L]
11/3 at Denver	13	20	[L]
11/10 at Cincinnati (OT)	33	27	[W]
11/17 Washington	14	41	[L]
11/24 Houston	26	14	[W]
11/28 at Dallas	10	20	[L]
12/8 at Houston	6	31	[L]
12/15 Cincinnati	17	10	[W]
12/22 Cleveland	17	10	[W]

Won 7, Lost 9 (H 5-3, A 2-6) - 292 344

1990

CHUCK NOLL, Head Coach

SteelersOpp.			
9/9 at Cleveland	3	13	[L]
9/16 Houston	20	9	[W]
9/23 at L.A. Raiders	3	20	[L]
9/30 Miami	6	28	[L]
10/7 San Diego	36	14	[W]
10/14 at Denver	34	17	[W]
10/21 at San Francisco	7	27	[L]
10/29 L.A. Rams	41	10	[W]
11/4 Atlanta	21	9	[W]
11/11 AFC Central idle			
11/18 at Cincinnati	3	27	[L]
11/25 at New York Jets	24	7	[W]
12/2 Cincinnati	12	16	[L]
12/9 ** New England	24	3	[W]
12/16 at New Orleans	9	6	[W]
12/23 Cleveland	35	0	[W]
12/30 at Houston	14	34	[L]
Won 9, Lost 7 (H 6-2, A 3-5)	292	240	

*Noll's 200th win

1989

CHUCK NOLL, Head Coach

SteelersOpp.			
9/10 Cleveland	0	51	[L]
9/17 at Cincinnati	10	41	[L]
9/24 Minnesota	27	14	[W]
10/1 at Detroit	23	3	[W]
10/8 Cincinnati	16	26	[L]
10/15 at Cleveland	17	7	[W]
10/22 at Houston	0	27	[L]
10/29 Kansas City	23	17	[W]
11/5 at Denver	7	34	[L]
11/12 Chicago	0	20	[L]
11/19 San Diego	20	17	[W]
11/26 at Miami	34	14	[W]
12/3 Houston	16	23	[L]
12/10 at New York Jets	13	0	[W]
12/17 New England	28	10	[W]
12/24 at Tampa Bay	31	22	[W]
Won 9, Lost 7 (H 4-4, A 5-3)	265	326	

AFC Wild Card Playoff Game

12/31 at Houston (OT)	26	23	[W]
-----------------------	----	----	-----

AFC Playoff Game

1/7 at Denver	23	24	[L]
---------------	----	----	-----

1988

CHUCK NOLL, Head Coach

SteelersOpp.			
9/4 Dallas	24	21	[W]
9/11 at Washington	29	30	[L]
9/18 Cincinnati	12	17	[L]
9/25 at Buffalo	28	36	[L]
10/2 Cleveland	9	23	[L]
10/9 at Phoenix	14	31	[L]
10/16 Houston	14	34	[L]
10/23 Denver	39	21	[W]
10/30 at New York Jets	20	24	[L]
11/6 at Cincinnati	7	42	[L]
11/13 Philadelphia	26	27	[L]
11/20 at Cleveland	7	27	[L]
11/27 Kansas City	16	10	[W]
12/4 at Houston	37	34	[W]
12/11 at San Diego	14	20	[L]
12/18 Miami	40	24	[W]
Won 5, Lost 11 (H 4-4, A 1-7)	336	421	



72 YEARS WITH THE STEELERS

1987

CHUCK NOLL, Head Coach

SteelersOpp.

9/13	San Francisco	30	17	[W]
9/20	at Cleveland	10	34	[L]
9/27	New York Jets	(Cancelled)		
10/4	at Atlanta	28	12	[W]
10/11	at Los Angeles Rams	21	31	[L]
10/18	Indianapolis	21	7	[W]
10/25	Cincinnati	23	20	[W]
11/1	at Miami	24	35	[L]
11/8	at Kansas City	17	16	[W]
11/15	Houston	3	23	[L]
11/22	at Cincinnati	30	16	[W]
11/29	New Orleans	16	20	[L]
12/6	Seattle	13	9	[W]
12/13	at San Diego	20	16	[W]
12/20	at Houston	16	24	[L]
12/26	Cleveland	13	19	[L]
Won 8, Lost 7 (H 4-3, A 4-4)		285	299	

1986

CHUCK NOLL, Head Coach

SteelersOpp.

9/7	at Seattle	0	30	[L]
9/15	Denver	10	21	[L]
9/21	at Minnesota	7	31	[L]
9/28	at Houston (OT)	22	16	[W]
10/5	Cleveland	24	27	[L]
10/13	at Cincinnati	22	24	[L]
10/19	New England	0	34	[L]
10/26	Cincinnati	30	9	[W]
11/2	Green Bay	27	3	[W]
11/9	at Buffalo	12	16	[L]
11/16	Houston	21	10	[W]
11/23	at Cleveland (OT)	31	37	[L]
11/30	at Chicago (OT)	10	13	[L]
12/7	Detroit	27	17	[W]
12/13	at New York Jets	45	24	[W]
12/21	Kansas City	19	24	[L]
Won 6, Lost 10 (H 4-4, A 2-6)		307	336	

1985

CHUCK NOLL, Head Coach

SteelersOpp.

9/8	Indianapolis	45	3	[W]
9/16	at Cleveland	7	17	[L]
9/22	Houston	20	0	[W]
9/30	Cincinnati	24	37	[L]
10/6	at Miami	20	24	[L]
10/13	at Dallas	13	27	[L]
10/20	St. Louis	23	10	[W]
10/27	at Cincinnati	21	26	[L]
11/3	Cleveland	10	9	[W]
11/10	at Kansas City	36	28	[W]
11/17	at Houston	30	7	[W]
11/24	Washington	23	30	[L]
12/1	Denver	23	31	[L]
12/8	at San Diego	44	54	[L]
12/15	Buffalo	30	24	[W]
12/21	at New York Giants	10	28	[L]
Won 7, Lost 9 (H 5-3, A 2-6)		379	355	

1984

CHUCK NOLL, Head Coach

SteelersOpp.

9/2	Kansas City	27	37	[L]
-----	-------------	----	----	-----

9/6	at New York Jets	23	17	[W]
9/16	Los Angeles Rams	24	14	[W]
9/23	at Cleveland	10	20	[L]
10/1	Cincinnati	38	17	[W]
10/7	Miami	7	31	[L]
10/14	at San Francisco	20	17	[W]

10/21	at Indianapolis	16	17	[L]
10/28	Atlanta	35	10	[W]
11/4	Houston	35	7	[W]
11/11	at Cincinnati	20	22	[L]
11/19	at New Orleans	24	27	[L]
11/25	San Diego	52	24	[W]
12/2	at Houston (OT)	20	23	[L]
12/9	Cleveland	23	20	[W]
12/16	at L.A. Raiders	13	7	[W]

Won 9, Lost 7 (H 6-2, A 3-5)

*Noll's 150th win

AFC Playoff Game

12/30	at Denver	24	17	[W]
-------	-----------	----	----	-----

AFC Championship Game

1/6	at Miami	28	45	[L]
-----	----------	----	----	-----

1983

CHUCK NOLL, Head Coach

SteelersOpp.

9/4	Denver	10	14	[L]
9/11	at Green Bay	25	21	[W]
9/18	at Houston	40	28	[W]
9/25	New England	23	28	[L]
10/2	Houston	17	10	[W]
10/10	at Cincinnati	24	14	[W]
10/16	Cleveland	44	17	[W]
10/23	at Seattle	27	21	[W]
10/30	Tampa Bay	17	12	[W]
11/6	San Diego	26	3	[W]
11/13	at Baltimore	24	13	[W]
11/20	Minnesota	14	17	[L]
11/24	at Detroit	3	45	[L]
12/4	Cincinnati	10	23	[L]
12/10	at New York Jets	34	7	[W]
12/18	at Cleveland	17	30	[L]
Won 10, Lost 6 (H 4-4, A 6-2)		355	303	

AFC Playoff Game

1/1	at L.A. Raiders	10	38	[L]
-----	-----------------	----	----	-----

1982

CHUCK NOLL, Head Coach

SteelersOpp.

9/13	at Dallas	36	28	[W]
9/19	Cincinnati (OT)	26	20	[W]
9/26	New York Giants	(Cancelled)		
10/3	at Denver	(Cancelled)		
10/11	Philadelphia	(Cancelled)		
10/17	at Washington	(Cancelled)		
10/24	Cleveland	(Postponed)		
10/31	at Cincinnati	(Cancelled)		
11/7	Houston	(Cancelled)		
11/14	New York Jets	(Cancelled)		
11/21	at Houston	24	10	[W]
11/28	at Seattle	0	16	[L]
12/5	Kansas City	35	14	[W]
12/12	at Buffalo	0	13	[L]
12/19	at Cleveland	9	10	[L]
12/26	New England	37	14	[W]
1/2	Cleveland	37	21	[W]
Won 6, Lost 3 (H 4-0, A 2-3)		204	146	

AFC Tournament

1/9	San Diego	28	31	[L]
-----	-----------	----	----	-----

1981

CHUCK NOLL, Head Coach

SteelersOpp.

9/6	Kansas City	33	37	[L]
9/10	at Miami	10	30	[L]
9/20	New York Jets	38	10	[W]
9/27	New England (OT)	27	21	[W]
10/4	at New Orleans	20	6	[W]
10/11	Cleveland	13	7	[W]
10/18	at Cincinnati	7	34	[L]
10/26	Houston	26	13	[W]
11/1	San Francisco	14	17	[L]
11/8	at Seattle	21	24	[L]
11/15	at Atlanta	34	20	[W]
11/22	at Cleveland	32	10	[W]
11/29	Los Angeles	24	0	[W]
12/7	at Oakland	27	30	[L]
12/13	Cincinnati	10	17	[L]
12/20	at Houston	20	21	[L]
Won 8, Lost 8 (H 5-3, A 3-5)		356	297	

1980

CHUCK NOLL, Head Coach

SteelersOpp.

9/7	Houston	31	17	[W]
9/14	at Baltimore	20	17	[W]
9/21	at Cincinnati	28	30	[L]
9/28	Chicago	38	3	[W]
10/5	at Minnesota	23	17	[W]
10/12	Cincinnati	16	17	[L]
10/20	Oakland	34	45	[L]
10/26	at Cleveland	26	27	[L]
11/2	Green Bay	22	20	[W]
11/9	at Tampa Bay	24	21	[W]
11/16	Cleveland	16	13	[W]
11/23	at Buffalo	13	28	[L]
11/30	Miami	23	10	[W]
12/4	at Houston	0	6	[L]
12/14	Kansas City	21	16	[W]
12/22	at San Diego	17	26	[L]
Won 9, Lost 7 (H 6-2, A 3-5)		352	313	

1979

CHUCK NOLL, Head Coach

SteelersOpp.

*9/3	at New England (OT)	16	13	[W]
9/9	Houston	38	7	[W]
9/16	at St. Louis	24	21	[W]
9/23	Baltimore	17	13	[W]
9/30	at Philadelphia	14	17	[L]
10/7	at Cleveland	51	35	[W]
10/14	at Cincinnati	10	34	[L]
10/22	Denver	42	7	[W]
10/28	Dallas	14	3	[W]
11/4	Washington	38	7	[W]
11/11	at Kansas City	30	3	[W]
11/18	at San Diego	7	35	[L]
11/25	Cleveland (OT)	33	30	[W]
12/2	Cincinnati	37	17	[W]
12/10	at Houston	17	20	[L]
12/16	Buffalo	28	0	[W]
Won 12, Lost 4 (H 8-0, A 4-4)		416	262	

*Noll's 100th win

AFC Playoff Game

12/30	Miami	34	14	[W]
-------	-------	----	----	-----

AFC Championship Game

1/6	Houston	27	13	[W]
-----	---------	----	----	-----

SUPER BOWL XIV (Pasadena, Calif.)

1/20	Los Angeles	31	19	[W]
------	-------------	----	----	-----

72 YEARS WITH THE STEELERS

1978

CHUCK NOLL, Head Coach

SteelersOpp.

9/3 at Buffalo	28	17	[W]
9/10 Seattle	21	10	[W]
9/17 at Cincinnati	28	3	[W]
9/24 Cleveland (OT)	15	9	[W]
10/1 at New York Jets	28	17	[W]
10/8 Atlanta	31	7	[W]
10/15 at Cleveland	34	14	[W]
10/23 Houston	17	24	[L]
10/29 Kansas City	27	24	[W]
11/5 New Orleans	20	14	[W]
11/12 at Los Angeles	7	10	[L]
11/19 Cincinnati	7	6	[W]
11/27 at San Francisco	24	7	[W]
12/3 at Houston	13	3	[W]
12/9 Baltimore	35	13	[W]
12/16 at Denver	21	17	[W]
Won 14, Lost 2 (H 7-1, A 7-1)	356	195	

AFC Playoff Game

12/30 Denver	33	10	[W]
--------------	----	----	-----

AFC Championship Game

1/7 Houston	34	5	[W]
-------------	----	---	-----

SUPER BOWL XIII (Miami, Fla.)

1/21 Dallas	35	31	[W]
-------------	----	----	-----

1977

CHUCK NOLL, Head Coach

SteelersOpp.

9/19 San Francisco	27	0	[W]
9/25 Oakland	7	16	[L]
10/2 at Cleveland	28	14	[W]
10/9 at Houston	10	27	[L]
10/17 Cincinnati	20	14	[W]
10/23 Houston	27	10	[W]
10/30 at Baltimore	21	31	[L]
11/6 at Denver	7	21	[L]
11/13 Cleveland	35	31	[W]
11/20 Dallas	28	13	[W]
11/27 at New York Jets	23	20	[W]
12/4 Seattle	30	20	[W]
12/10 at Cincinnati	10	17	[L]
12/18 at San Diego	10	9	[W]
Won 9, Lost 5 (H 6-1, A 3-4)	283	243	

AFC Playoff Game

12/24 at Denver	21	34	[L]
-----------------	----	----	-----

1976

CHUCK NOLL, Head Coach

SteelersOpp.

9/12 at Oakland	28	31	[L]
9/19 Cleveland	31	14	[W]
9/26 New England	27	30	[L]
10/4 at Minnesota	6	17	[L]
10/10 at Cleveland	16	18	[L]
10/17 Cincinnati	23	6	[W]
10/24 at New York Giants	27	0	[W]
10/31 San Diego	23	0	[W]
11/7 at Kansas City	45	0	[W]
11/14 Miami	14	3	[W]
11/21 Houston	32	16	[W]
11/28 at Cincinnati	7	3	[W]
12/5 Tampa Bay	42	0	[W]
12/11 at Houston	21	0	[W]
Won 10, Lost 4 (H 6-1, A 4-3)	342	138	

AFC Playoff Game

12/19 at Baltimore	40	14	[W]
--------------------	----	----	-----

AFC Championship Game

12/26 at Oakland	7	24	[L]
------------------	---	----	-----

1975

CHUCK NOLL, Head Coach

SteelersOpp.

9/21 at San Diego	37	0	[W]
9/28 Buffalo	21	30	[L]
10/5 at Cleveland	42	6	[W]
10/12 Denver	20	9	[W]
10/19 Chicago	34	3	[W]
10/26 at Green Bay	16	13	[W]
11/2 at Cincinnati	30	24	[W]
11/9 Houston	24	17	[W]
11/16 Kansas City	28	3	[W]
11/24 at Houston	32	9	[W]
11/30 at New York Jets	20	7	[W]
12/7 Cleveland	31	17	[W]
12/13 Cincinnati	35	14	[W]
12/20 at Los Angeles	3	10	[L]
Won 12, Lost 2 (H 6-1, A 6-1)	373	162	

AFC Playoff Game

12/27 Baltimore	28	10	[W]
-----------------	----	----	-----

AFC Championship Game

1/4 Oakland	16	10	[W]
-------------	----	----	-----

SUPER BOWL X (Miami, Fla.)

1/18 Dallas	21	17	[W]
-------------	----	----	-----

1974

CHUCK NOLL, Head Coach

SteelersOpp.

9/15 Baltimore	30	0	[W]
9/22 at Denver (OT)	35	35	[T]
9/29 Oakland	0	17	[L]
10/6 at Houston	13	7	[W]
10/13 at Kansas City	34	24	[W]
10/20 Cleveland	20	16	[W]
10/28 Atlanta	24	17	[W]
11/3 Philadelphia	27	0	[W]
11/10 at Cincinnati	10	17	[L]
11/17 at Cleveland	26	16	[W]
11/25 at New Orleans	28	7	[W]
12/1 Houston	10	13	[L]
12/8 at New England	21	17	[W]
12/14 Cincinnati	27	3	[W]
Won 10, Lost 3, Tied 1 (H 5-2, A 5-1)	305	189	

AFC Playoff Game

12/22 Buffalo	32	14	[W]
---------------	----	----	-----

AFC Championship Game

12/29 at Oakland	24	13	[W]
------------------	----	----	-----

SUPER BOWL IX (New Orleans, La.)

1/12 Minnesota	16	6	[W]
----------------	----	---	-----

1973

CHUCK NOLL, Head Coach

SteelersOpp.

9/16 Detroit	24	10	[W]
9/23 Cleveland	33	6	[W]
9/30 at Houston	36	7	[W]
10/7 San Diego	38	21	[W]
10/14 at Cincinnati	7	19	[L]
10/21 New York Jets	26	14	[W]
10/28 Cincinnati	20	13	[W]
11/5 Washington	21	16	[W]
11/11 at Oakland	17	9	[W]
11/18 Denver	13	23	[L]
11/25 at Cleveland	16	21	[L]
12/3 at Miami	26	30	[L]

12/9 Houston	33	7	[W]
12/15 at San Francisco	37	14	[W]
Won 10, Lost 4 (H 7-1, A 3-3)	347	210	

AFC Wild Card Playoff Game

12/22 at Oakland	14	33	[L]
------------------	----	----	-----

1972

CHUCK NOLL, Head Coach

SteelersOpp.

9/17 Oakland	34	28	[W]
9/24 at Cincinnati	10	15	[L]
10/1 at St. Louis	25	19	[W]
10/8 at Dallas	13	17	[L]
10/15 Houston	24	7	[W]
10/22 New England	33	3	[W]
10/29 at Buffalo	38	21	[W]
11/5 Cincinnati	40	17	[W]
11/12 Kansas City	16	7	[W]
11/19 at Cleveland	24	26	[L]
11/26 Minnesota	23	10	[W]
12/3 Cleveland	30	0	[W]
12/10 at Houston	9	3	[W]
12/17 at San Diego	24	2	[W]
Won 11, Lost 3 (H 7-0, A 4-3)	343	175	

AFC Playoff Game

12/23 Oakland	13	7	[W]
---------------	----	---	-----

AFC Championship Game

12/31 Miami	17	21	[L]
-------------	----	----	-----

1971

CHUCK NOLL, Head Coach

SteelersOpp.

9/19 at Chicago	15	17	[L]
9/26 Cincinnati	21	10	[W]
10/3 San Diego	21	17	[W]
10/10 at Cleveland	17	27	[L]
10/18 at Kansas City	16	38	[L]
10/24 Houston	23	16	[W]
10/31 at Baltimore	21	34	[L]
11/7 Cleveland	26	9	[W]
11/14 at Miami	21	24	[L]
11/21 New York Giants	17	13	[W]
11/28 Denver	10	22	[L]
12/5 at Houston	3	29	[L]
12/12 at Cincinnati	21	13	[W]
12/19 Los Angeles	14	23	[L]
Won 6, Lost 8 (H 5-2, A 1-6)	246	292	

1970

CHUCK NOLL, Head Coach

SteelersOpp.

9/20 Houston	7	19	[L]
9/27 at Denver	13	16	[L]
10/3 at Cleveland	7	15	[L]
10/11 Buffalo	23	10	[W]
10/18 at Houston	7	3	[W]
10/25 at Oakland	14	31	[L]
11/2 Cincinnati	21	10	[W]
11/8 New York Jets	21	17	[W]
11/15 Kansas City	14	31	[L]
11/22 at Cincinnati	7	34	[L]
11/29 Cleveland	28	9	[W]
12/6 Green Bay	12	20	[L]
12/13 at Atlanta	16	27	[L]
12/20 at Philadelphia	20	30	[L]
Won 5, Lost 9 (H 4-3, A 1-6)	210	272	

72 YEARS WITH THE STEELERS

1969

CHUCK NOLL, Head Coach

SteelersOpp.

9/21	Detroit	16	13	[W]
9/28	at Philadelphia	27	41	[L]
10/5	St. Louis	14	27	[L]
10/12	at New York	7	10	[L]
10/18	at Cleveland	31	42	[L]
10/26	Washington	7	14	[L]
11/2	Green Bay	34	38	[L]
11/9	at Chicago	7	38	[L]
11/16	Cleveland	3	24	[L]
11/23	at Minnesota	14	52	[L]
11/30	at St. Louis	10	47	[L]
12/7	Dallas	7	10	[L]
12/14	New York	17	21	[L]
12/21	at New Orleans	24	27	[L]
Won 1, Lost 13 (H 1-6, A 0-7)		218	404	

1968

BILL AUSTIN, Head Coach

SteelersOpp.

9/15	New York	20	34	[L]
9/22	at Los Angeles	10	45	[L]
9/29	Baltimore	7	41	[L]
10/5	at Cleveland	24	31	[L]
10/13	at Washington	13	16	[L]
10/20	New Orleans	12	16	[L]
10/27	Philadelphia	6	3	[W]
11/3	at Atlanta	41	21	[W]
11/10	at St. Louis	28	28	[T]
11/17	Cleveland	24	45	[L]
11/24	San Francisco	28	45	[L]
12/1	St. Louis	10	20	[L]
12/8	at Dallas	7	28	[L]
12/15	at New Orleans	14	24	[L]
Won 2, Lost 11, Tied 1 (H 1-6, A 1-5-1)		244	397	

1967

BILL AUSTIN, Head Coach

SteelersOpp.

9/17	Chicago	41	13	[W]
9/24	St. Louis	14	28	[L]
10/1	at Philadelphia	24	34	[L]
10/7	at Cleveland	10	21	[L]
10/15	New York	24	27	[L]
10/22	Dallas	21	24	[L]
10/29	at New Orleans	14	10	[W]
11/5	Cleveland	14	34	[L]
11/12	at St. Louis	14	14	[T]
11/19	at New York	20	28	[L]
11/26	Minnesota	27	41	[L]
12/3	at Detroit	24	14	[W]
12/10	Washington	10	15	[L]
12/17	at Green Bay	24	17	[W]
Won 4, Lost 9, Tied 1 (H 1-6, A 3-3-1)		281	320	

1966

BILL AUSTIN, Head Coach

SteelersOpp.

9/11	New York	34	34	[T]
9/18	Detroit	17	3	[W]
9/25	Washington	27	33	[L]
10/2	at Washington	10	24	[L]
10/8	at Cleveland	10	41	[L]
10/16	Philadelphia	14	31	[L]
10/30	at Dallas	21	52	[L]
11/6	Cleveland	16	6	[W]
11/13	St. Louis	30	9	[W]

11/20	Dallas	7	20	[L]
11/27	at St. Louis	3	6	[L]
12/4	at Philadelphia	23	27	[L]
12/11	at New York	47	28	[W]
12/18	at Atlanta	57	33	[W]
Won 5, Lost 8, Tied 1 (H 3-3-1, A 2-5)		316	347	

1965

MIKE NIXON, Head Coach

SteelersOpp.

9/19	Green Bay	9	41	[L]
9/26	at San Francisco	17	27	[L]
10/3	New York	13	23	[L]
10/9	at Cleveland	19	24	[L]
10/17	St. Louis	7	20	[L]
10/24	at Philadelphia	20	14	[W]
10/31	Dallas	22	13	[W]
11/7	at St. Louis	17	21	[L]
11/14	at Dallas	17	24	[L]
11/21	Washington	3	31	[L]
11/28	Cleveland	21	42	[L]
12/5	at New York	10	35	[L]
12/12	Philadelphia	13	47	[L]
12/19	at Washington	14	35	[L]
Won 2, Lost 12 (H 1-6, A 1-6)		202	397	

1964

BUDDY PARKER, Head Coach

SteelersOpp.

9/13	Los Angeles	14	26	[L]
9/20	New York	27	24	[W]
9/27	Dallas	23	17	[W]
10/4	at Philadelphia	7	21	[L]
10/10	at Cleveland	23	7	[W]
10/18	at Minnesota	10	30	[L]
10/25	Philadelphia	10	34	[L]
11/1	Cleveland	17	30	[L]
11/8	at St. Louis	30	34	[L]
11/15	Washington	0	30	[L]
11/22	at New York	44	17	[W]
11/29	St. Louis	20	21	[L]
12/6	at Washington	14	7	[W]
12/13	at Dallas	14	17	[L]
Won 5, Lost 9 (H 2-5, A 3-4)		253	315	

1963

BUDDY PARKER, Head Coach

SteelersOpp.

9/15	at Philadelphia	21	21	[T]
9/22	New York	31	0	[W]
9/29	St. Louis	23	10	[W]
10/5	at Cleveland	23	35	[L]
10/13	at St. Louis	23	24	[L]
10/20	Washington	38	27	[W]
10/27	Dallas	27	21	[W]
11/3	at Green Bay	14	33	[L]
11/10	Cleveland	9	7	[W]
11/17	at Washington	34	28	[W]
11/24	Chicago	17	17	[T]
12/1	Philadelphia	20	20	[T]
12/8	at Dallas	24	19	[W]
12/15	at New York	17	33	[L]
Won 7, Lost 4, Tied 3 (H 5-0-2, A 2-4-1)		321	295	

1962

BUDDY PARKER, Head Coach

SteelersOpp.

9/16	at Detroit	7	45	[L]
------	------------	---	----	-----

9/23	at Dallas	30	28	[W]
9/30	New York	27	31	[L]
10/6	Philadelphia	13	7	[W]
10/14	at New York	20	17	[W]
10/21	Dallas	27	42	[L]
10/28	Cleveland	14	41	[L]
11/4	Minnesota	39	31	[W]
11/11	at St. Louis	26	17	[W]
11/18	Washington	23	21	[W]
11/25	at Cleveland	14	35	[L]
12/2	St. Louis	19	7	[W]
12/9	at Philadelphia	26	17	[W]
12/16	at Washington	27	24	[W]
Won 9, Lost 5 (H 4-3, A 5-2)		312	363	

Playoff Bowl (Miami, Fla.)				
1/6	Detroit	10	17	[L]

1961

BUDDY PARKER, Head Coach

SteelersOpp.

9/17	at Dallas	24	27	[L]
9/24	New York	14	17	[L]
10/1	at Los Angeles	14	24	[L]
10/8	at Philadelphia	16	21	[L]
10/15	Washington	20	0	[W]
10/22	Cleveland	28	30	[L]
10/29	San Francisco	20	10	[W]
11/5	at Cleveland	17	13	[W]
11/12	Dallas	37	7	[W]
11/19	at New York	21	42	[L]
11/26	St. Louis	30	27	[W]
12/3	Philadelphia	24	35	[L]
12/10	at Washington	30	14	[W]
12/17	at St. Louis	0	20	[L]
Won 6, Lost 8 (H 4-3, A 2-5)		295	287	

1960

BUDDY PARKER, Head Coach

SteelersOpp.

9/24	at Dallas	35	28	[W]
10/2	at Cleveland	20	28	[L]
10/9	New York	17	19	[L]
10/16	St. Louis	27	14	[W]
10/23	at Washington	27	27	[T]
10/30	Green Bay	13	19	[L]
11/6	at Philadelphia	7	34	[L]
11/13	at New York	24	27	[L]
11/20	Cleveland	14	10	[W]
11/27	Washington	22	10	[W]
12/11	Philadelphia	27	21	[W]
12/18	at St. Louis	7	38	[L]
Won 5, Lost 6, Tied 1 (H 4-2, A 1-4-1)		240	275	

1959

BUDDY PARKER, Head Coach

SteelersOpp.

9/26	Cleveland	17	7	[W]
10/4	Washington	17	23	[L]
10/11	at Philadelphia	24	28	[L]
10/18	at Washington	27	6	[W]
10/25	New York	16	21	[L]
11/1	at Chicago Cards	24	45	[L]
11/8	Detroit	10	10	[T]
11/15	at New York	14	9	[W]
11/22	at Cleveland	21	20	[W]
11/29	Philadelphia	31	0	[W]
12/6	at Chicago Bears	21	27	[L]
12/13	Chicago Cards	35	20	[W]
Won 6, Lost 5, Tied 1 (H 3-2-1, A 3-3)		257	216	

72 YEARS WITH THE STEELERS

1958

BUDDY PARKER, Head Coach

	SteelersOpp.	
9/28 at San Francisco	20 23	[L]
10/5 Cleveland	12 45	[L]
10/12 Philadelphia	24 3	[W]
10/19 at Cleveland	10 27	[L]
10/26 at New York	6 17	[L]
11/2 Washington	24 16	[W]
11/9 at Philadelphia	31 24	[W]
11/16 New York	31 10	[W]
11/23 at Chicago Cards	27 20	[W]
11/30 Chicago Bears	24 10	[W]
12/7 at Washington	14 14	[T]
12/13 Chicago Cards	38 21	[W]
Won 7, Lost 4, Tied 1	261 230	
(H 5-1, A 2-3-1)		

1957

BUDDY PARKER, Head Coach

	SteelersOpp.	
9/29 Washington	28 7	[W]
10/5 Cleveland	12 23	[L]
10/13 Chicago Cards	29 20	[W]
10/20 at New York	0 35	[L]
10/27 Philadelphia	6 0	[W]
11/3 at Baltimore	19 13	[W]
11/10 at Cleveland	0 24	[L]
11/24 Green Bay	10 27	[L]
12/1 at Philadelphia	6 7	[L]
12/7 New York	21 10	[W]
12/15 at Washington	3 10	[L]
12/22 at Chicago Cards	27 2	[W]
Won 6, Lost 6 (H 4-2, A 2-4)	161 178	

1956

WALT KIESLING, Head Coach

	SteelersOpp.	
9/30 Washington	30 13	[W]
10/6 Cleveland	10 14	[L]
10/14 Philadelphia	21 35	[L]
10/21 at New York	10 38	[L]
10/28 at Cleveland	24 16	[W]
11/4 New York	14 17	[L]
11/11 at Philadelphia	7 14	[L]
11/18 Chicago Cards	14 7	[W]
11/25 at Chicago Cards	27 38	[L]
12/2 Los Angeles	30 13	[W]
12/9 at Detroit	7 45	[L]
12/16 at Washington	23 0	[W]
Won 5, Lost 7 (H 3-3, A 2-4)	217 250	

1955

WALT KIESLING, Head Coach

	SteelersOpp.	
9/26 Chicago Cards	14 7	[W]
10/2 at Los Angeles	26 27	[L]
10/9 New York	30 23	[W]
10/15 Philadelphia	13 7	[W]
10/23 at New York	19 17	[W]
10/30 at Philadelphia	0 24	[L]
11/5 at Chicago Cards	13 27	[L]
11/13 Detroit	28 31	[L]
11/20 at Cleveland	14 41	[L]
11/27 Washington	14 23	[L]
12/4 Cleveland	7 30	[L]
12/11 at Washington	17 28	[L]
Won 4, Lost 8 (H 3-3, A 1-5)	195 285	

1954

WALT KIESLING, Head Coach

	SteelersOpp.	
9/26 at Green Bay	21 20	[W]
10/2 Washington	37 7	[W]
10/9 at Philadelphia	22 24	[L]
10/17 Cleveland	55 27	[W]
10/23 Philadelphia	17 7	[W]
10/31 at Chicago Cards	14 17	[L]
11/7 New York	6 30	[L]
11/14 at Washington	14 17	[L]
11/20 San Francisco	3 31	[L]
11/28 Chicago Cards	20 17	[W]
12/5 at New York	3 24	[L]
12/12 at Cleveland	7 42	[L]
Won 5, Lost 7 (H 4-2, A 1-5)	219 263	

1953

JOE BACH, Head Coach

	SteelersOpp.	
9/27 at Detroit	21 38	[L]
10/3 New York	24 14	[W]
10/11 Chicago Cards	31 28	[W]
10/17 at Philadelphia	7 23	[L]
10/24 Green Bay	31 14	[W]
11/1 Philadelphia	7 35	[L]
11/8 at Cleveland	16 34	[L]
11/15 at New York	14 10	[W]
11/22 Cleveland	16 20	[L]
11/29 Washington	9 17	[L]
12/6 at Chicago Cards	21 17	[W]
12/13 at Washington	14 13	[W]
Won 6, Lost 6 (H 3-3, A 3-3)	211 263	

1952

JOE BACH, Head Coach

	SteelersOpp.	
9/28 Philadelphia	25 31	[L]
10/4 Cleveland	20 21	[L]
10/12 at Philadelphia	21 26	[L]
10/19 Washington	24 28	[L]
10/26 at Chicago Cards	34 28	[W]
11/2 at Washington	24 23	[W]
11/9 Detroit	6 31	[L]
11/16 at Cleveland	28 29	[L]
11/23 Chicago Cards	17 14	[W]
11/30 New York	63 7	[W]
12/7 at San Francisco	24 7	[W]
12/14 at Los Angeles	14 28	[L]
Won 5, Lost 7 (H 2-4, A 3-3)	300 273	

1951

JOHN MICHELOSEN, Head Coach

	SteelersOpp.	
10/1 New York	13 13	[T]
10/7 at Green Bay	33 35	[L]
10/14 San Francisco	24 28	[L]
10/21 at Cleveland	0 17	[L]
10/28 at Chicago Cards	29 14	[W]
11/4 Philadelphia	13 34	[L]
11/11 Green Bay	28 7	[W]
11/18 Washington	7 22	[L]
11/25 at Philadelphia	17 13	[W]
12/2 at New York	0 14	[L]
12/9 Cleveland	0 28	[L]
12/16 at Washington	20 10	[W]
Won 4, Lost 7, Tied 1	183 235	
(H 1-4-1, A 3-3)		

1950

JOHN MICHELOSEN, Head Coach

	SteelersOpp.	
9/17 New York	7 18	[L]
9/24 at Detroit	7 10	[L]
10/1 at Washington	26 7	[W]
10/7 Cleveland	17 30	[L]
10/15 at New York	17 6	[W]
10/22 Philadelphia	10 17	[L]
10/29 at Cleveland	7 45	[L]
11/5 at Philadelphia	9 7	[W]
11/12 Baltimore	17 7	[W]
11/23 at Chicago Cards	28 17	[W]
12/3 Washington	7 24	[L]
12/10 Chicago Cards	28 7	[W]
Won 6, Lost 6 (H 2-4, A 4-2)	180 195	

1949

JOHN MICHELOSEN, Head Coach

	SteelersOpp.	
9/25 New York Giants	28 7	[W]
10/3 Washington	14 27	[L]
10/8 Detroit	14 7	[W]
10/16 at New York Giants	21 17	[W]
10/23 New York Bulldogs	24 13	[W]
10/30 Philadelphia	7 38	[L]
11/6 at Washington	14 27	[L]
11/13 Los Angeles	7 7	[T]
11/20 at Green Bay	30 7	[W]
11/27 at Philadelphia	17 34	[L]
12/4 at Chicago Bears	21 30	[L]
12/11 at New York Bulldogs	27 0	[W]
Won 6, Lost 5, Tied 1	224 214	
(H 3-2-1, A 3-3)		

1948

JOHN MICHELOSEN, Head Coach

	SteelersOpp.	
9/26 at Washington	14 17	[L]
10/3 Boston	24 14	[W]
10/10 Washington	10 7	[W]
10/17 at Boston	7 13	[L]
10/24 at New York	27 34	[L]
10/31 Philadelphia	7 34	[L]
11/7 Green Bay	38 7	[W]
11/14 Chicago Cards	7 24	[L]
11/21 at Detroit	14 17	[L]
11/28 at Philadelphia	0 17	[L]
12/5 New York	38 28	[W]
12/12 at Los Angeles	14 31	[L]
Won 4, Lost 8 (H 4-2, A 0-6)	200 243	

1947

JOCK SUTHERLAND, Head Coach

	SteelersOpp.	
9/21 Detroit	17 10	[W]
9/29 Los Angeles	7 48	[L]
10/5 at Washington	26 27	[L]
10/12 at Boston	30 14	[W]
10/19 Philadelphia	35 24	[W]
10/26 at New York	38 21	[W]
11/2 at Green Bay	18 17	[W]
11/9 Washington	21 14	[W]
11/16 New York	24 7	[W]
11/23 at Chicago Bears	7 49	[L]
11/30 at Philadelphia	0 21	[L]
12/7 Boston	17 7	[W]
Won 8, Lost 4 (H 5-1, A 3-3)	240 259	
Eastern Division Playoff		
12/21 Philadelphia	0 21	[L]

72 YEARS WITH THE STEELERS

1946

JOCK SUTHERLAND, Head Coach

SteelersOpp.

9/20 Chicago Cards	14	7	[W]
9/29 at Washington	14	14	[T]
10/6 New York	14	17	[L]
10/13 Boston	16	7	[W]
10/20 at Green Bay	7	17	[L]
10/27 at Boston	33	7	[W]
11/3 Washington	14	7	[W]
11/10 at Detroit	7	17	[L]
11/17 Philadelphia	10	7	[W]
11/24 at New York	0	7	[L]
12/1 at Philadelphia	7	10	[L]
Won 5, Lost 5 Tied 1	136	117	
(H 4-1, A 1-4)			

1945

JIM LEONARD, Head Coach

SteelersOpp.

9/25 at Boston	7	28	[L]
10/7 New York	6	34	[L]
10/14 Washington	0	14	[L]
10/21 at New York	21	7	[W]
10/28 Boston	6	10	[L]
11/4 Philadelphia	3	45	[L]
11/11 Chicago Cards	23	0	[W]
11/18 at Philadelphia	6	30	[L]
11/25 at Chicago Bears	7	28	[L]
12/2 at Washington	0	24	[L]
Won 2, Lost 8 (H 1-4, A 1-4)	79	220	

1944*

WALT KIESLING and

PHIL HANDLER, Head Coaches

SteelersOpp.

9/24 Cleveland	28	30	[L]
10/8 Green Bay	7	34	[L]
10/15 at Chicago Bears	7	34	[L]
10/22 at New York	0	23	[L]
10/29 at Washington	20	42	[L]
11/5 Detroit	6	27	[L]
11/12 at Detroit	7	21	[L]
11/19 ** Cleveland	6	33	[L]
11/26 ** Green Bay	20	35	[L]
12/3 Chicago Bears	7	49	[L]
Won 0, Lost 10 (H 0-6, A 0-4)	108	328	

*Combined with Chicago Cards

**Home game played in Chicago

1943*

WALT KIESLING and

GREASY NEALE, Head Coaches

SteelersOpp.

10/2 ** Brooklyn	17	0	[W]
10/9 ** New York	28	14	[W]
10/17 at Chicago Bears	21	48	[L]
10/24 at New York	14	42	[L]
10/31 Chicago Cards	34	13	[W]
11/7 ** Washington	14	14	[T]
11/14 at Brooklyn	7	13	[L]
11/21 Detroit	35	34	[W]
11/28 at Washington	27	14	[W]
12/5 ** Green Bay	28	38	[L]
Won 5, Lost 4, Tied 1	225	220	
(H 4-1-1, A 1-3)			

*Combined with Philadelphia Eagles

**Home game played in Philadelphia

1942

WALT KIESLING, Head Coach

SteelersOpp.

9/13 Philadelphia	14	24	[L]
9/20 at Washington	14	24	[L]
10/4 New York	13	10	[W]
10/11 at Brooklyn	7	0	[W]
10/18 at Philadelphia	14	0	[W]
10/25 Washington	0	14	[L]
11/1 at New York	17	9	[W]
11/8 at Detroit	35	7	[W]
11/22 Chicago Cards	19	3	[W]
11/29 Brooklyn	13	0	[W]
12/6 at Green Bay	21	24	[L]
Won 7, Lost 4 (H 3-2, A 4-2)	167	119	

1941

BERT BELL, ALDO DONELLI

and WALT KIESLING,

Head Coaches

SteelersOpp.

9/7 at Cleveland	14	17	[L]
9/21 Philadelphia	7	10	[L]
10/5 New York	10	37	[L]
10/12 Washington	20	24	[L]
10/19 at New York	7	28	[L]
10/26 at Chicago Bears	7	34	[L]
11/2 at Washington	3	23	[L]
11/9 at Philadelphia	7	7	[T]
11/16 Brooklyn	14	7	[W]
11/23 Green Bay	7	54	[L]
11/30 at Brooklyn	7	35	[L]
Won 1, Lost 9, Tied 1	103	276	
(H 1-4, A 0-5-1)			

1940

WALT KIESLING, Head Coach

SteelersOpp.

9/8 Chicago Cards	7	7	[T]
9/15 New York	10	10	[T]
9/22 at Detroit	10	7	[W]
9/29 Brooklyn	3	10	[L]
10/6 Washington	10	40	[L]
10/13 at Brooklyn	0	21	[L]
10/20 at New York	0	12	[L]
10/27 at Green Bay	3	24	[L]
11/3 at Washington	10	37	[L]
11/10 Philadelphia	7	3	[W]
11/28 at Philadelphia	0	7	[L]
Won 2, Lost 7, Tied 2	60	178	
(H 1-2-2, A 1-5)			

1939

WALT KIESLING and

JOHN BLOOD, Head Coaches

SteelersOpp.

9/14 at Brooklyn	7	12	[L]
9/24 Chicago Cards	0	10	[L]
10/2 Chicago Bears	0	32	[L]
10/8 New York	7	14	[L]
10/15 at Washington	14	44	[L]
10/22 Washington	14	21	[L]
10/29 at Cleveland	14	14	[T]
11/5 at Brooklyn	13	17	[L]
11/19 at New York	7	23	[L]
11/23 at Philadelphia	14	17	[L]
11/26 Philadelphia	24	12	[W]
Won 1, Lost 9, Tied 1	114	216	
(H 1-4, A 0-5-1)			

1938

JOHN BLOOD, Head Coach

SteelersOpp.

9/9 at Detroit	7	16	[L]
9/11 New York	14	27	[L]
9/16 at Philadelphia	7	27	[L]
9/23 at Brooklyn	17	3	[W]
10/3 at New York	43	10	[W]
10/9 Brooklyn	7	17	[L]
10/23 at Green Bay	0	20	[L]
11/6 Washington	0	7	[L]
11/20 at Philadelphia	7	14	[L]
11/27 at Washington	0	15	[L]
12/4 at Cleveland	7	13	[L]
Won 2, Lost 9 (H 0-3, A 2-6)	79	169	

1937

JOHN BLOOD, Head Coach

SteelersOpp.

9/5 Philadelphia	27	14	[W]
9/19 at Brooklyn	21	0	[W]
9/26 New York	7	10	[L]
10/4 Chicago Bears	0	7	[L]
10/10 at Detroit	3	7	[L]
10/17 at Washington	20	34	[L]
10/24 Chicago Cubs	7	13	[L]
10/31 Philadelphia	16	7	[W]
11/7 at New York	0	17	[L]
11/14 Washington	21	13	[W]
11/21 Brooklyn	0	23	[L]
Won 4, Lost 7, (H 3-4, A 1-3)	122	145	

1936

JOE BACH, Head Coach

SteelersOpp.

9/13 Boston	10	0	[W]
9/23 at Brooklyn	10	6	[W]
9/27 New York	10	7	[W]
10/4 Chicago Bears	9	27	[L]
10/14 Philadelphia	17	0	[W]
10/18 at Chicago Bears	6	26	[L]
10/25 at Green Bay	10	42	[L]
11/1 Brooklyn	10	7	[W]
11/5 at Philadelphia	6	0	[W]
11/8 at Detroit	3	28	[L]
11/15 at Chicago Cards	1	6	[L]
11/29 at Boston	0	30	[L]
Won 6, Lost 6 (H 4-1, A 2-5)	97	187	

1935

JOE BACH, Head Coach

SteelersOpp.

9/13 at Philadelphia	17	7	[W]
9/22 New York	7	42	[L]
9/29 Chicago Bears	7	23	[L]
10/6 at Green Bay	0	27	[L]
10/9 Philadelphia	6	17	[L]
10/20 Chicago Cards	17	13	[W]
10/27 Boston	6	0	[W]
11/3 Brooklyn	7	13	[L]
11/10 at Brooklyn	16	7	[W]
11/24 Green Bay	14	34	[L]
12/1 at Boston	3	13	[L]
12/8 at New York	0	13	[L]
Won 4, Lost 8 (H 2-5, A 2-3)	100	209	

72 YEARS WITH THE STEELERS

1934					1933				
LUBY DIMELIO, Head Coach					JAP DOUDS, Head Coach				
SteelersOpp.					SteelersOpp.				
9/9	Cincinnati	13	0	[W]	9/20	New York	2	23	[L]
9/16	Boston	0	7	[L]	9/27	Chicago Cardinals	14	13	[W]
9/26	Philadelphia	0	17	[L]	10/4	Boston	6	21	[L]
10/3	New York	12	14	[L]	10/11	Cincinnati	17	0	[W]
10/7 at	Philadelphia	9	7	[W]	10/15 at	Green Bay	0	47	[L]
10/10	Chicago Bears	0	28	[L]	10/22 at	Cincinnati	0	0	[T]
10/14 at	Boston	0	39	[L]	10/29 at	Boston	16	14	[W]
10/21 at	New York	7	17	[L]	11/5 at	Brooklyn	3	3	[T]
10/28 at	Brooklyn	3	21	[L]	11/12	Brooklyn	0	32	[L]
11/4 at	Detroit	7	40	[L]	11/19 at	Philadelphia	6	25	[L]
11/11 at	St. Louis	0	6	[L]	12/3 at	New York	3	27	[L]
11/18	Brooklyn	0	10	[L]	Won 3, Lost 6, Tied 2		67	205	
Won 2, Lost 10 (H 1-5, A 1-5)		51	206		(H 2-3, A 1-3-2)				

WHERE THE STEELERS FINISHED (1970-04)

Year	Record	Finish	Year	Record	Finish
1970	5-9	3rd in AFC Central	1988	5-11	4th in AFC Central
1971	6-8	2nd in AFC Central	1989	9-7	3rd in AFC Central*
1972	11-3	AFC Central Champion (1)	1990	9-7	3rd in AFC Central
1973	10-4	2nd in AFC Central*	1991	7-9	2nd in AFC Central
1974	10-3-1	AFC Central Champion (2)	1992	11-5	AFC Central Champion (10)
1975	12-2	AFC Central Champion (3)	1993	9-7	2nd in AFC Central*
1976	10-4	AFC Central Champion (4)	1994	12-4	AFC Central Champion (11)
1977	9-5	AFC Central Champion (5)	1995	11-5	AFC Central Champion (12)
1978	14-2	AFC Central Champion (6)	1996	10-6	AFC Central Champion (13)
1979	12-4	AFC Central Champion (7)	1997	11-5	AFC Central Champion (14)
1980	9-7	3rd in AFC Central	1998	7-9	3rd in AFC Central
1981	8-8	2nd in AFC Central	1999	6-10	4th in AFC Central
1982	6-3	4th in AFC Tournament*	2000	9-7	3rd in AFC Central
1983	10-6	AFC Central Champion (8)	2001	13-3	AFC Central Champion (15)
1984	9-7	AFC Central Champion (9)	2002	10-5-1	AFC North Champion (16)
1985	7-9	3rd in AFC Central	2003	6-10	3rd in AFC North
1986	6-10	3rd in AFC Central	2004	15-1	AFC North Champion (17)
1987	8-7	3rd in AFC Central			

*Earned Wild Card playoff berth
 (#) = Number of Division Titles

NFL POSTSEASON RECORDS SINCE 1970 MERGER

PLAYOFF BERTHS SINCE 1970 MERGER		CONSECUTIVE PLAYOFF VICTORIES		DIVISION TITLES SINCE 1970 MERGER	
Dallas	23	Green Bay (1961-62, 1965-67)		PITTSBURGH	17
Minnesota	22	New England (2001, 2003-04)		San Francisco	17
PITTSBURGH	21	PITTSBURGH (1974-76)		Dallas	16
Miami	21	San Francisco (1988-90)		Minnesota	14
San Francisco	21	Dallas (1992-94)		Miami	12
St. Louis	19	Denver (1997-1998)		Oakland	12
Oakland	18			St. Louis	11
Denver	16			Denver	9
Philadelphia	15			Buffalo	7
Tennessee	14				
Washington	14				





PITTSBURGH STEELERS IN THE POSTSEASON (24-19)

Year	Record	Game	Date	Opponent	Att.	Steelers	Opp.	Result
1947	8-4	Eastern Division Playoff	12/21/47	Philadelphia	35,729	0	21	L
1962	9-5	Playoff Bowl	1/6/63	Detroit	36,284	10	17	L
1972*	11-3	AFC Divisional Playoff	12/23/72	Oakland	50,327	13	7	W
		AFC Championship	12/31/72	Miami	50,845	17	21	L
1973	10-4	AFC Wild Card Game	12/22/73	at Oakland	52,646	14	33	L
1974*+	10-3-1	AFC Divisional Playoff	12/22/74	Buffalo	49,841	32	14	W
		AFC Championship	12/29/74	at Oakland	53,800	24	13	W
		Super Bowl IX	1/12/75	Minnesota	80,997	16	6	W
1975*+	12-2	AFC Divisional Playoff	12/27/75	Baltimore	49,557	28	10	W
		AFC Championship	1/4/76	Oakland	50,609	16	10	W
		Super Bowl X	1/18/76	Dallas	80,187	21	17	W
1976*	10-4	AFC Divisional Playoff	12/19/76	at Baltimore	59,296	40	14	W
		AFC Championship	12/26/76	at Oakland	53,821	7	24	L
1977*	9-5	AFC Divisional Playoff	12/24/77	at Denver	75,059	21	34	L
1978*+	14-2	AFC Divisional Playoff	12/30/78	Denver	50,230	33	10	W
		AFC Championship	1/7/79	Houston	50,725	34	5	W
		Super Bowl XIII	1/21/79	Dallas	79,484	35	31	W
1979*+	12-4	AFC Divisional Playoff	12/30/79	Miami	50,214	34	14	W
		AFC Championship	1/6/80	Houston	50,475	27	13	W
		Super Bowl XIV	1/20/80	L.A. Rams	103,985	31	19	W
1982	6-3	AFC Tournament	1/9/83	San Diego	53,546	28	31	L
1983*	10-6	AFC Divisional Playoff	1/1/84	at L.A. Raiders	90,380	10	38	L
1984*	9-7	AFC Divisional Playoff	12/30/84	at Denver	74,981	24	17	W
		AFC Championship	1/6/85	at Miami	76,029	28	45	L
1989	9-7	AFC Wild Card Game	12/31/89	at Houston	58,306	26	23	W
		AFC Divisional Playoff	1/7/90	at Denver	75,868	23	24	L
1992*	11-5	AFC Divisional Playoff	1/9/93	Buffalo	60,407	3	24	L
1993	9-7	AFC Wild Card Game	1/8/94	at Kansas City	75,868	23	24	L
1994*	12-4	AFC Divisional Playoff	1/7/95	Cleveland	58,185	29	9	W
		AFC Championship	1/15/95	San Diego	61,545	13	17	L
1995*+	11-5	AFC Divisional Playoff	1/6/96	Buffalo	50,072	40	21	W
		AFC Championship	1/14/96	Indianapolis	61,062	20	16	W
		Super Bowl XXX	1/28/96	Dallas	76,347	17	27	L
1996*	10-6	AFC Wild Card Game	12/29/96	Indianapolis	58,078	42	14	W
		AFC Divisional Playoff	1/5/97	at New England	60,188	3	28	L
1997*	11-5	AFC Divisional Playoff	1/3/98	New England	61,228	7	6	W
		AFC Championship	1/11/98	Denver	61,382	21	24	L
2001*	13-3	AFC Divisional Playoff	1/20/02	Baltimore	63,976	27	10	W
		AFC Championship	1/27/02	New England	64,704	17	24	L
2002*	10-5-1	AFC Wild Card Game	1/5/03	Cleveland	62,595	36	33	W
		AFC Divisional Playoff	1/11/03	at Tennessee	68,809	31	34	L
2004*	15-1	AFC Divisional Playoff	1/15/05	N.Y. Jets	64,915	20	17	W
		AFC Championship	1/23/05	New England	65,242	41	27	L

* Division Champion + AFC Champion



STEELERS PRESEASON RESULTS

2004 (2-2)

Pitt. vs. Detroit at Detroit	21-27
Pitt. vs. Houston at Pittsburgh	38-3
Pitt. vs. Philadelphia at Philadelphia	27-21
Pitt. vs. Carolina at Pittsburgh	13-16

2003 (1-3)

Pitt. vs. Detroit at Detroit	13-26
Pitt. vs. Philadelphia at Pittsburgh	16-21
Pitt. vs. Dallas at Pittsburgh	15-14
Pitt. vs. Carolina at Carolina	14-21

2002 (2-2)

Pitt. vs. New York Jets at Pittsburgh	6-16
Pitt. vs. Washington at Washington	34-35
Pitt. vs. Dallas at Detroit	34-22
Pitt. vs. Minnesota at Pittsburgh	17-14

2001 (3-1)

Pitt. vs. Atlanta at Atlanta	17-16
Pitt. vs. Minnesota at Minnesota	10-24
Pitt. vs. Detroit at Pittsburgh	20-7
Pitt. vs. Buffalo at Pittsburgh	20-0

2000 (3-2)

Pitt. vs. Dallas at Dallas	38-10
Pitt. vs. Miami at Pittsburgh	13-10
Pitt. vs. Carolina at Pittsburgh	13-0
Pitt. vs. Indianapolis at Mexico City	23-24
Pitt. vs. Washington at Washington	10-17

1999 (1-3)

Pitt. vs. Chicago at Pittsburgh	30-23
Pitt. vs. Carolina at Carolina	13-20
Pitt. vs. Washington at Pittsburgh	14-27
Pitt. vs. Buffalo at Buffalo	14-16

1998 (3-2)

Pitt. vs. Tampa Bay at Canton	6-30
Pitt. vs. Buffalo at Pittsburgh	24-13
Pitt. vs. Philadelphia at Philadelphia	17-21
Pitt. vs. Atlanta at Morgantown, W.Va.	28-22
Pitt. vs. Carolina at Pittsburgh	38-24

1997 (5-0)

Pitt. vs. Chicago at Dublin	30-17
Pitt. vs. Kansas City at Kansas City	28-14
Pitt. vs. Philadelphia at Pittsburgh	42-26
Pitt. vs. Detroit at Pittsburgh	28-20
Pitt. vs. Carolina at Carolina	27-19

1996 (2-3)

Pitt. vs. San Diego at Tokyo	10-20
Pitt. vs. St. Louis at Pittsburgh	16-10
Pitt. vs. Green Bay at Green Bay	17-24
Pitt. vs. Tampa Bay at Pittsburgh	13-3

Pitt. vs. Philadelphia at Philadelphia	19-20
--	-------

1995 (1-3)

Pitt. vs. Buffalo at Buffalo	31-10
Pitt. vs. Green Bay at Pittsburgh	13-36
Pitt. vs. Tampa Bay at Tampa Bay	7-20
Pitt. vs. Philadelphia at Pittsburgh	6-16

1994 (1-3)

Pitt. vs. Miami at Miami	14-24
Pitt. vs. L.A. Raiders at Pittsburgh	29-17
Pitt. vs. Indianapolis at Pittsburgh	14-17
Pitt. vs. Washington at Washington	21-22

1993 (2-3)

Pitt. vs. San Francisco at Barcelona	14-21
Pitt. vs. New York Jets at Pittsburgh	17-13
Pitt. vs. New York Giants at New York	23-17
Pitt. vs. Washington at Pittsburgh	3-10
Pitt. vs. Minnesota at Minneapolis	13-30

1992 (2-2)

Pitt. vs. Philadelphia at Pittsburgh	33-35
Pitt. vs. New Orleans at New Orleans	0-26
Pitt. vs. Chicago at Chicago	28-17
Pitt. vs. New York Giants at Pittsburgh	24-3

1991 (2-2)

Pitt. vs. Washington at Pittsburgh	16-7
Pitt. vs. Minnesota at Minnesota	24-34
Pitt. vs. Philadelphia at Philadelphia	20-21
Pitt. vs. Detroit at Detroit	16-3

1990 (2-2)

Pitt. vs. New England at Montreal	30-14
Pitt. vs. Washington at Washington	24-27
Pitt. vs. Dallas at Dallas	9-20
Pitt. vs. Philadelphia at Pittsburgh	20-10

1989 (2-2)

Pitt. vs. Washington at Pittsburgh	14-21
Pitt. vs. Cleveland at Cleveland	24-21
Pitt. vs. Philadelphia at Philadelphia	14-38
Pitt. vs. New York Giants at New York	13-10

1988 (3-1)

Pitt. vs. Washington at Washington	44-31
Pitt. vs. Philadelphia at Pittsburgh	21-16
Pitt. vs. New York Giants at New York	17-28
Pitt. vs. New Orleans at New Orleans	31-28

1987 (0-4)

Pitt. vs. Washington at Washington	17-23
Pitt. vs. Chicago at Chicago	14-50
Pitt. vs. New Orleans at New Orleans	28-31
Pitt. vs. New York Giants at Pittsburgh	20-26



STEELERS PRESEASON RESULTS

1986(1-3)

Pitt. vs. Chicago at Pittsburgh	13-23
Pitt. vs. Washington at Washington	(ot) 24-27
Pitt. vs. Dallas at Dallas	41-28
Pitt. vs. New York Giants at New York	3-17

1985(1-3)

Pitt. vs. Tampa Bay at Tampa	42-27
Pitt. vs. Minnesota at Minneapolis	34-41
Pitt. vs. St. Louis at St. Louis	6-14
Pitt. vs. New York Giants at Pittsburgh	14-24

1984(3-1)

Pitt. vs. Cleveland at Cleveland	31-14
Pitt. vs. Philadelphia at Pittsburgh	20-17
Pitt. vs. Dallas at Dallas	20-10
Pitt. vs. New York Giants at New York	9-16

1983(4-1)

Pitt. vs. New Orleans at Canton	27-14
Pitt. vs. New England at Knoxville	27-16
Pitt. vs. New York Giants at Pittsburgh	13-22
Pitt. vs. Dallas at Dallas	24-7
Pitt. vs. Philadelphia at Philadelphia	10-3

1982(4-0)

Pitt. vs. New England at Knoxville	24-20
Pitt. vs. New York Giants at New York	13-10
Pitt. vs. Baltimore at Pittsburgh	37-15
Pitt. vs. Philadelphia at Pittsburgh	27-24

1981(2-2)

Pitt. vs. Cleveland at Cleveland	35-31
Pitt. vs. Philadelphia at Philadelphia	20-36
Pitt. vs. Dallas at Dallas	14-24
Pitt. vs. New York Giants at Pittsburgh	31-6

1980(3-1)

Pitt. vs. New York Giants at New York	13-0
Pitt. vs. Atlanta at Atlanta	17-14
Pitt. vs. New York Jets at Pittsburgh	13-20
Pitt. vs. Dallas at Dallas	31-10

1979(3-1)

Pitt. vs. Buffalo at Buffalo	15-7
Pitt. vs. New York Giants at Pittsburgh	10-3
Pitt. vs. New York Jets at New York	27-14
Pitt. vs. Dallas at Dallas	14-16

1978(2-2)

Pitt. vs. Baltimore at Baltimore	22-10
Pitt. vs. Atlanta at Pittsburgh	13-7
Pitt. vs. New York Giants at New York	6-13
Pitt. vs. Dallas at Dallas	13-16

1977(3-3)

Pitt. vs. Buffalo at Pittsburgh	28-24
Pitt. vs. Kansas City at Kansas City	21-23
Pitt. vs. New York Jets at New York	26-13
Pitt. vs. New England at New England	10-13
Pitt. vs. Philadelphia at Pittsburgh	21-13
Pitt. vs. Dallas at Dallas	0-30

1976(5-2)

Pitt. vs. All Stars at Chicago	24-0
Pitt. vs. New Orleans at New Orleans	24-14
Pitt. vs. Philadelphia at Philadelphia	14-7
Pitt. vs. Washington at Washington	27-7
Pitt. vs. New York Giants at Pittsburgh	0-17
Pitt. vs. Dallas at Dallas	10-20
Pitt. vs. New York Jets at Pittsburgh	41-6

1975(4-3)

Pitt. vs. All Stars at Chicago	21-14
Pitt. vs. Philadelphia at Pittsburgh	14-17
Pitt. vs. Oakland at Berkeley	21-24
Pitt. vs. Baltimore at Baltimore	31-10
Pitt. vs. New York Giants at Princeton	7-24
Pitt. vs. New Orleans at Pittsburgh	24-13
Pitt. vs. Dallas at Dallas	16-17

1974(6-0)

Pitt. vs. New Orleans at New Orleans	26-7
Pitt. vs. Chicago at Pittsburgh	50-21
Pitt. vs. Philadelphia at Philadelphia	(ot) 33-30
Pitt. vs. New York Giants at Pittsburgh	17-7
Pitt. vs. Washington at Washington	21-19
Pitt. vs. Dallas at Dallas	41-15

1973(4-2)

Pitt. vs. Baltimore at Pittsburgh	34-7
Pitt. vs. Minnesota at Bloomington	6-10
Pitt. vs. Philadelphia at Pittsburgh	17-3
Pitt. vs. New York Giants at New York	24-29
Pitt. vs. Green Bay at Green Bay	30-22
Pitt. vs. Atlanta at Pittsburgh	19-0

1972(4-1-1)

Pitt. vs. New York Giants at Pittsburgh	28-10
Pitt. vs. New York Jets at Seattle	22-3
Pitt. vs. Atlanta at Atlanta	31-17
Pitt. vs. Baltimore at Tampa	13-16
Pitt. vs. New Orleans at Memphis	56-7
Pitt. vs. Washington at Pittsburgh	10-10

1971(3-2-0)

Pitt. vs. Green Bay at Green Bay	16-13
Pitt. vs. Cincinnati at Cincinnati	13-20
Pitt. vs. Minnesota at Pittsburgh	21-26
Pitt. vs. New York Jets at Cleveland	35-21
Pitt. vs. New York Giants at New York	20-3



STEELERS PRESEASON RESULTS

1970 (4-1-0)

Pitt. vs. Miami at Jacksonville	10-16
Pitt. vs. Minnesota at Bloomington	20-13
Pitt. vs. New York Giants at Pittsburgh	21-6
Pitt. vs. Boston at Shreveport	31-3
Pitt. vs. Oakland at Oakland	20-6

1969 (2-3-0)

Pitt. vs. St. Louis at Norfolk, Va.	12-27
Pitt. vs. New Orleans at Baton Rouge, La.	34-24
Pitt. vs. Cincinnati at Pittsburgh	13-23
Pitt. vs. Green Bay at Green Bay	19-31
Pitt. vs. New York Giants at Montreal	17-13

1968 (1-4-0)

Pitt. vs. St. Louis at St. Louis	7-24
Pitt. vs. San Diego at San Diego	36-33
Pitt. vs. Cincinnati at Morgantown, W. Va.	3-19
Pitt. vs. Green Bay at Milwaukee	17-21
Pitt. vs. Washington at Norfolk, Va.	17-24

1967 (2-3-0)

Pitt. vs. Green Bay at Green Bay	20-31
Pitt. vs. New Orleans at Baton Rouge, La.	17-20
Pitt. vs. St. Louis at Nashville	24-13
Pitt. vs. San Diego at San Diego	16-7
Pitt. vs. Washington at Norfolk, Va.	10-16

1966 (1-4-0)

Pitt. vs. New York Giants at Ithaca, NY	14-16
Pitt. vs. Minnesota at Portland	6-35
Pitt. vs. San Francisco at Portland	34-17
Pitt. vs. Green Bay at Green Bay	6-17
Pitt. vs. Cleveland at Birmingham, Ala.	10-14

1965 (0-5-0)

Pitt. vs. Minnesota at Atlanta	21-31
Pitt. vs. New York Giants at New Haven, Ct.	7-16
Pitt. vs. Baltimore at Atlanta	10-38
Pitt. vs. San Francisco at Providence	9-23
Pitt. vs. Cleveland at Akron	16-28

STEELERS VS. NFL OPPONENTS

(ALL-TIME RECORD: 508-498-21)

ARIZONA CARDINALS

Steelers won 32, lost 22, tied 3 (Home: 21-8-1, Road: 11-14-2)

STEELERS	CARDINALS		STEELERS	CARDINALS		STEELERS	CARDINALS	
1933	14	13 [W]	1954 h	20	17 [W]	1964	30	34 [L]
1935 h	17	13 [W]	1955 h	14	7 [W]	1964 h	20	21 [L]
1936	6	14 [L]	1955	13	27 [L]	1965 h	7	20 [L]
1937 h	7	13 [L]	1956 h	14	7 [W]	1965	17	21 [L]
1939 h	0	10 [L]	1956	27	38 [L]	1966 h	30	9 [W]
1940 h	7	7 [T]	1957 h	29	20 [W]	1966	3	6 [L]
1942 h	19	3 [W]	1957	27	2 [W]	1967 h	14	28 [L]
1943 h	34	13 [W]	1958	27	20 [W]	1967	14	14 [T]
1945 h	23	0 [W]	1958 h	38	21 [W]	1968	28	28 [T]
1946 h	14	7 [W]	1959	24	45 [L]	1968 h	10	20 [L]
1948 h	7	24 [L]	1959 h	35	20 [W]	1969 h	14	27 [L]
1950	28	17 [W]	1960 h	27	14 [W]	1969	10	47 [L]
1950 h	28	7 [W]	1960	7	38 [L]	1972	25	19 [W]
1951	28	14 [W]	1961 h	30	27 [W]	1979	24	21 [W]
1952	34	28 [W]	1961	0	20 [L]	1985 h	23	10 [W]
1952 h	17	14 [W]	1962	26	17 [W]	1988	14	31 [L]
1953 h	31	28 [W]	1962 h	19	7 [W]	1994	17	20 ot [L]
1953	21	17 [W]	1963 h	23	10 [W]	1997	26	20 ot [W]
1954	14	17 [L]	1963	23	24 [L]	2003 h	28	15 [W]

Franchise moved from Chicago to St. Louis after 1959 season.

Franchise moved from St. Louis to Phoenix after 1987 season.

ATLANTA FALCONS

Steelers won 11, lost 1, tied 1 (Home: 5-0-1, Road: 6-1)

STEELERS	FALCONS		STEELERS	FALCONS		STEELERS	FALCONS	
1966	57	33 [W]	1981	34	20 [W]	1996	20	17 [W]
1968	41	21 [W]	1984 h	35	10 [W]	1999 h	13	9 [W]
1970	16	27 [L]	1987	28	12 [W]	2002 h	34	34 ot [T]
1974 h	24	17 [W]	1990 h	21	9 [W]			
1978 h	31	7 [W]	1993	45	17 [W]			

BALTIMORE RAVENS

Steelers won 13, lost 6 (Home: 7-3, Road: 6-3)

STEELERS	RAVENS		STEELERS	RAVENS		STEELERS	RAVENS	
1996 h	31	17 [W]	1999 h	24	31 [L]	2002 h	34	31 [W]
1996	17	31 [L]	2000 h	0	16 [L]	2003 h	34	15 [W]
1997	42	34 [W]	2000	9	6 [W]	2003	10	13 ot [L]
1997 h	37	0 [W]	2001 h	10	13 [L]	2004	13	30 [L]
1998	20	13 [W]	2001	26	21 [W]	2004 h	20	7 [W]
1998 h	16	6 [W]	2001 h*	27	10 [W]			
1999	23	20 [W]	2002	31	18 [W]			

BUFFALO BILLS

Steelers won 12, lost 9 (Home: 8-2, Road: 4-7)

STEELERS	BILLS		STEELERS	BILLS		STEELERS	BILLS	
1970 h	23	10 [W]	1982	0	13 [L]	1993 h	23	0 [W]
1972	38	21 [W]	1985 h	30	24 [W]	1994 h	23	10 [W]
1974 h*	32	14 [W]	1986	12	16 [L]	1995 h*	40	21 [W]
1975 h	21	30 [L]	1988	28	36 [L]	1996 h	24	6 [W]
1978	28	17 [W]	1991	34	52 [L]	1999	21	24 [L]
1979 h	28	0 [W]	1992	20	28 [L]	2001	20	3 [W]
1980	13	28 [L]	1992 h*	3	24 [L]	2004	29	24 [W]

CAROLINA PANTHERS

Steelers won 2, lost 1 (Home: 2-0, Road: 0-1)

STEELERS	PANTHERS		STEELERS	PANTHERS		STEELERS	PANTHERS	
1996	14	18 [L]	1999 h	30	20 [W]	2002 h	30	14 [W]



STEELERS VS. NFL OPPONENTS

CHICAGO BEARS

Steelers won 6, lost 19, tied 1 (Home: 5-6-1, Road: 1-11)

STEELERS	BEARS		STEELERS	BEARS		STEELERS	BEARS	
1934 h	0	[L]	1944 h	7	[L]	1971	15	[L]
1935 h	7	[L]	1945 h	7	[L]	1975 h	34	[W]
1936 h	9	[L]	1947	7	[L]	1980 h	38	[W]
1936	6	[L]	1949	21	[L]	1986	10	13 ot [L]
1937 h	0	[L]	1958 h	24	10 [W]	1989 h	0	20 [L]
1939 h	0	[L]	1959	21	27 [L]	1992	6	30 [L]
1941	7	[L]	1963 h	17	17 [T]	1995	37	34 ot [W]
1943	21	[L]	1967 h	41	13 [W]	1998 h	17	12 [W]
1944	7	[L]	1969	7	38 [L]			

CINCINNATI BENGALS

Steelers won 41, lost 28 (Home: 24-11, Road: 17-17)

STEELERS	BENGALS		STEELERS	BENGALS		STEELERS	BENGALS	
1970 h	21	10 [W]	1981 h	10	17 [L]	1993	24	16 [W]
1970	7	34 [L]	1982 h	26	20 ot [W]	1994 h	14	10 [W]
1971 h	21	10 [W]	1983	24	14 [W]	1994	38	15 [W]
1971	21	13 [W]	1983 h	10	23 [L]	1995 h	9	27 [L]
1972	10	15 [L]	1984 h	38	17 [W]	1995	49	31 [W]
1972 h	40	17 [W]	1984	20	22 [L]	1996 h	20	10 [W]
1973	7	19 [L]	1985 h	24	37 [L]	1996	24	34 [L]
1973 h	20	13 [W]	1985	21	26 [L]	1997	26	10 [W]
1974	10	17 [L]	1986	22	24 [L]	1997 h	20	3 [W]
1974 h	27	3 [W]	1986 h	30	9 [W]	1998	20	25 [L]
1975	30	24 [W]	1987 h	23	20 [W]	1998 h	24	25 [L]
1975 h	35	14 [W]	1987	30	16 [W]	1999	17	3 [W]
1976 h	23	6 [W]	1988 h	12	17 [L]	1999 h	20	27 [L]
1976	7	3 [W]	1988	7	42 [L]	2000 h	15	0 [W]
1977 h	20	14 [W]	1989	10	41 [L]	2000	48	28 [W]
1977	10	17 [L]	1989 h	16	26 [L]	2001 h	16	7 [L]
1978	28	3 [W]	1990	3	27 [L]	2001	23	26 ot [W]
1978 h	7	6 [W]	1990 h	12	16 [L]	2002	34	7 [W]
1979	10	34 [L]	1991	33	27 ot [W]	2002 h	29	21 [W]
1979 h	37	17 [W]	1991 h	17	10 [W]	2003	17	10 [W]
1980	28	30 [L]	1992 h	20	0 [W]	2003 h	20	24 [L]
1980 h	16	17 [L]	1992	21	9 [W]	2004 h	28	17 [W]
1981	7	34 [L]	1993 h	34	7 [W]	2004	19	14 [W]

CLEVELAND BROWNS

Steelers won 51, lost 55 (Home: 33-21, Road: 18-34)

STEELERS	BROWNS		STEELERS	BROWNS		STEELERS	BROWNS	
1950 h	17	30 [L]	1964	23	7 [W]	1978 h	15	9 ot [W]
1950	7	45 [L]	1964 h	17	30 [L]	1978	34	14 [W]
1951	0	17 [L]	1965	19	24 [L]	1979	51	35 [W]
1951 h	0	28 [L]	1965 h	21	42 [L]	1979 h	33	30 ot [W]
1952 h	20	21 [L]	1966	10	41 [L]	1980	26	27 [L]
1952	28	29 [L]	1966 h	16	6 [W]	1980 h	16	13 [W]
1953	16	34 [L]	1967	10	21 [L]	1981 h	13	7 [W]
1953 h	16	20 [L]	1967 h	14	34 [L]	1981	32	10 [W]
1954 h	55	27 [W]	1968	24	31 [L]	1982	9	10 [L]
1954	7	42 [L]	1968 h	24	45 [L]	1982 h	37	21 [W]
1955	14	41 [L]	1969	31	42 [L]	1983 h	44	17 [W]
1955 h	7	30 [L]	1969 h	3	24 [L]	1983	17	30 [L]
1956 h	10	14 [L]	1970	7	15 [L]	1984	10	20 [L]
1956	24	16 [W]	1970 h	28	9 [W]	1984 h	23	20 [W]
1957 h	12	23 [L]	1971	17	27 [L]	1985	7	17 [L]
1957	0	24 [L]	1971 h	26	9 [W]	1985 h	10	9 [W]
1958 h	12	45 [L]	1972	24	26 [L]	1986 h	24	27 [L]
1958	10	27 [L]	1972 h	30	0 [W]	1986	31	37 ot [L]
1959 h	17	7 [W]	1973 h	33	6 [W]	1987	10	34 [L]
1959	21	20 [W]	1973	16	21 [L]	1987 h	13	19 [L]
1960	20	28 [L]	1974 h	20	16 [W]	1988 h	9	23 [L]
1960 h	14	10 [W]	1974	26	16 [W]	1988	7	27 [L]
1961 h	28	30 [L]	1975	42	6 [W]	1989 h	0	51 [L]
1961	17	13 [W]	1975 h	31	17 [W]	1989	17	7 [W]
1962 h	14	41 [L]	1976 h	31	14 [W]	1990	3	13 [L]
1962	14	35 [L]	1976	16	18 [L]	1990 h	35	0 [W]
1963	23	35 [L]	1977	28	14 [W]	1991	14	17 [L]
1963 h	9	7 [W]	1977 h	35	31 [W]	1991 h	17	10 [W]

STEELERS VS. NFL OPPONENTS

CLEVELAND BROWNS (Continued)

STEELERS	BROWNS		STEELERS	BROWNS		STEELERS	BROWNS	
1992	9	[L]	1995	20	[W]	2002	23	[W]
1992 h	23	[W]	1999	43	[W]	2002 h*	36	[W]
1993	23	[L]	1999 h	15	[L]	2003 h	13	[L]
1993 h	16	[W]	2000	20	[L]	2003	13	[W]
1994	17	[W]	2000 h	22	[W]	2004 h	34	[W]
1994 h	17	[W]	2001	15	[W]	2004	24	[W]
1994 h*	29	[W]	2001 h	28	[W]			
1995 h	20	[W]	2002 h	16	[W]			

DALLAS COWBOYS

Steelers won 14, lost 15 (Home: 6-6, Road: 6-8, Neutral: 2-1)

STEELERS	COWBOYS		STEELERS	COWBOYS		STEELERS	COWBOYS	
1960	35	[W]	1965	17	[L]	1979 h	14	[W]
1961	24	[L]	1966	21	[L]	1982	36	[W]
1961 h	37	[W]	1966 h	7	[L]	1985	13	[L]
1962	30	[W]	1967 h	21	[L]	1988 h	24	[W]
1962 h	27	[L]	1968	7	[L]	1991	10	[L]
1963 h	27	[W]	1969 h	7	[L]	1994 h	9	[L]
1963	24	[W]	1972	13	[L]	1995***	17	[L]
1964 h	23	[W]	1975***	21	[W]	1997 h	7	[L]
1964	14	[L]	1977 h	28	[W]	2004	24	[L]
1965 h	22	[W]	1978***	35	[W]			

DENVER BRONCOS

Steelers won 8, lost 14, tied 1 (Home: 5-6, Road: 3-8-1)

STEELERS	BRONCOS		STEELERS	BRONCOS		STEELERS	BRONCOS	
1970	13	[L]	1978 h*	33	[W]	1989*	23	[L]
1971 h	10	[L]	1979 h	42	[W]	1990	34	[W]
1973 h	13	[L]	1983 h	10	[L]	1991	13	[L]
1974	35	[T]	1984*	24	[W]	1993	13	[L]
1975 h	20	[W]	1985 h	23	[L]	1997 h	35	[W]
1977	7	[L]	1986 h	10	[L]	1997 h**	21	[L]
1977*	21	[L]	1988 h	39	[W]	2003	14	[L]
1978	21	[W]	1989	7	[L]			

DETROIT LIONS

Steelers won 14, lost 17, tied 1 (Home: 10-3-1, Road: 4-13, Neutral: 0-1)

STEELERS	LIONS		STEELERS	LIONS		STEELERS	LIONS	
1934	7	[L]	1948	14	[L]	1966 h	17	[W]
1936	3	[L]	1949 h	14	[W]	1967	24	[W]
1937	3	[L]	1950	7	[L]	1969 h	16	[L]
1938	7	[L]	1952 h	6	[L]	1973 h	24	[W]
1940	10	[W]	1953	21	[L]	1983	3	[L]
1942	35	[W]	1955 h	28	[L]	1986 h	27	[W]
1943 h	35	[W]	1956	7	[L]	1989	23	[W]
1944 h	6	[L]	1959 h	10	[T]	1992 h	17	[L]
1944	7	[L]	1962	7	[L]	1995 h	23	[W]
1946	7	[L]	1962	10	[L]	1998	16	[L]
1947 h	17	[W]	(Playoff Bowl)			2001 h	47	[W]

GREEN BAY PACKERS

Steelers won 12, lost 21 (Home: 6-8, Road: 6-13)

STEELERS	PACKERS		STEELERS	PACKERS		STEELERS	PACKERS	
1933	0	[L]	1946	7	[L]	1965 h	9	[L]
1935	0	[L]	1947	18	[W]	1967	24	[W]
1935 h	14	[L]	1948 h	38	[W]	1969 h	34	[L]
1936	10	[L]	1949	30	[W]	1970 h	12	[L]
1938	0	[L]	1951	33	[L]	1975	16	[W]
1940	3	[L]	1951 h	28	[W]	1980 h	22	[W]
1941 h	7	[L]	1953 h	31	[W]	1983	25	[W]
1942	21	[L]	1954	21	[W]	1986 h	27	[W]
1943 h	28	[L]	1957 h	10	[L]	1992	3	[L]
1944	7	[L]	1960 h	13	[L]	1995	19	[L]
1944 h	20	[L]	1963	14	[L]	1998 h	27	[W]



STEELERS VS. NFL OPPONENTS

HOUSTON TEXANS

Steelers won 0, lost 1 (Home: 0-1, Road: 0-0)

STEELERS	TEXANS	
2002 h	6	24 [L]

INDIANAPOLIS COLTS

Steelers won 17, lost 4 (Home: 12-1, Road: 5-3)

STEELERS	COLTS		STEELERS	COLTS		STEELERS	COLTS	
1950 h	17	7 [W]	1978 h	35	13 [W]	1992 h	30	14 [W]
1957	19	13 [W]	1979 h	17	13 [W]	1994 h	31	21 [W]
1968 h	7	41 [L]	1980	20	17 [W]	1995 h**	20	16 [W]
1971	21	34 [L]	1983	24	13 [W]	1996 h*	42	14 [W]
1974 h	30	0 [W]	1984	16	17 [L]	1997 h	24	22 [W]
1975 h*	28	10 [W]	1985 h	45	3 [W]	2002 h	28	10 [W]
1976*	40	14 [W]	1987 h	21	7 [W]			
1977	21	31 [L]	1991	21	3 [W]			

Franchise moved from Baltimore to Indianapolis after 1983 season

JACKSONVILLE JAGUARS

Steelers won 8, lost 8 (Home: 5-2, Road: 3-6)

STEELERS	JAGUARS		STEELERS	JAGUARS		STEELERS	JAGUARS	
1995	16	20 [L]	1998 h	30	15 [W]	2001	3	21 [L]
1995 h	24	7 [W]	1998	3	21 [L]	2001 h	20	7 [W]
1996	9	24 [L]	1999 h	3	17 [L]	2002	25	23 [W]
1996 h	28	3 [W]	1999	6	20 [L]	2004	17	16 [W]
1997	21	30 [L]	2000	23	13 [W]			
1997 h	23	17 ot [W]	2000 h	24	34 [L]			

KANSAS CITY CHIEFS

Steelers won 16, lost 9 (Home: 7-4, Road: 9-5)

STEELERS	CHIEFS		STEELERS	CHIEFS		STEELERS	CHIEFS	
1970 h	14	31 [L]	1981 h	33	37 [L]	1993*	24	27 ot [L]
1971	16	38 [L]	1982 h	35	14 [W]	1996	17	7 [W]
1972 h	16	7 [W]	1984 h	27	37 [L]	1997	10	13 [L]
1974	34	24 [W]	1985	36	28 [W]	1998	20	13 [W]
1975 h	28	3 [W]	1986 h	19	24 [L]	1999	19	35 [L]
1976	45	0 [W]	1987	17	16 [W]	2001	20	17 [W]
1978 h	27	24 [W]	1988 h	16	10 [W]	2003	20	41 [L]
1979	30	3 [W]	1989 h	23	17 [W]			
1980 h	21	16 [W]	1992	27	3 [W]			

MIAMI DOLPHINS

Steelers won 9, lost 11 (Home: 5-3, Road: 4-8)

STEELERS	DOLPHINS		STEELERS	DOLPHINS		STEELERS	DOLPHINS	
1971	21	24 [L]	1984 h	7	31 [L]	1993	21	20 [W]
1972 h**	17	21 [L]	1984**	28	45 [L]	1994 h	16	13 ot [W]
1973	26	30 [L]	1985	20	24 [L]	1995	10	23 [L]
1976 h	14	3 [W]	1987	24	35 [L]	1996	24	17 [W]
1979 h*	34	14 [W]	1988 h	40	24 [W]	1998	0	21 [L]
1980 h	23	10 [W]	1989	34	14 [W]	2004	13	3 [W]
1981	10	30 [L]	1990 h	6	28 [L]			

MINNESOTA VIKINGS

Steelers won 6, lost 8 (Home: 4-4, Road: 1-4, Neutral: 1-0)

STEELERS	VIKINGS		STEELERS	VIKINGS		STEELERS	VIKINGS	
1962 h	39	31 [W]	1974***	16	6 [W]	1989 h	27	14 [W]
1964	10	30 [L]	1976	6	17 [L]	1992 h	3	6 [L]
1967 h	27	41 [L]	1980	23	17 [W]	1995 h	24	44 [L]
1969	14	52 [L]	1983 h	14	17 [L]	2001 h	21	16 [W]
1972 h	23	10 [W]	1986	7	31 [L]			



STEELERS VS. NFL OPPONENTS

NEW ENGLAND PATRIOTS

Steelers won 13, lost 8 (Home: 10-6, Road: 3-2)

STEELERS	PATRIOTS		STEELERS	PATRIOTS		STEELERS	PATRIOTS	
1972 h	33	[W]	1986 h	0	[L]	1997 h*	7	[W]
1974	21	[W]	1989 h	28	[W]	1998 h	9	[L]
1976 h	27	[L]	1990 h	24	[W]	2001 h*	17	[L]
1979	16	[W]	1991 h	20	[W]	2002	14	[L]
1981 h	27	[W]	1993 h	17	[W]	2004 h	34	[W]
1982 h	37	[W]	1995 h	41	[W]	2004 h*	27	[L]
1983 h	23	[L]	1996*	3	[L]			
1983 h	23	[L]	1997	24	[W]			

NEW ORLEANS SAINTS

Steelers won 6, lost 6 (Home: 2-2, Road: 4-4)

STEELERS	SAINTS		STEELERS	SAINTS		STEELERS	SAINTS	
1967	14	[W]	1974	28	[W]	1987 h	16	[L]
1968 h	12	[L]	1978 h	20	[W]	1990	9	[W]
1968	14	[L]	1981	20	[W]	1993 h	37	[W]
1969	24	[L]	1984	24	[L]	2002	29	[L]

NEW YORK GIANTS

Steelers won 29, lost 45, tied 3 (Home: 14-21-3, Road: 15-24)

STEELERS	GIANTS		STEELERS	GIANTS		STEELERS	GIANTS	
1933 h	2	[L]	1947	38	[W]	1960	24	[L]
1933	3	[L]	1947 h	24	[W]	1961 h	14	[L]
1934 h	12	[L]	1948	27	[L]	1961	21	[L]
1934	7	[L]	1948 h	38	[W]	1962 h	27	[L]
1935 h	7	[L]	1949 h	28	[W]	1962	20	[W]
1935	0	[L]	1949	21	[W]	1963 h	31	[W]
1936 h	10	[W]	1950 h	7	[L]	1963	17	[L]
1937 h	7	[L]	1950	17	[W]	1964 h	27	[W]
1937	0	[L]	1951 h	13	[T]	1964	44	[W]
1938 h	14	[L]	1951	0	[L]	1965 h	13	[L]
1938	13	[W]	1952 h	63	[W]	1965	10	[L]
1939 h	7	[L]	1953 h	24	[W]	1966 h	34	[T]
1939	7	[L]	1953	14	[W]	1966	47	[W]
1940 h	10	[T]	1954 h	6	[L]	1967 h	24	[L]
1940	0	[L]	1954	3	[L]	1967	20	[L]
1941 h	10	[L]	1955 h	30	[W]	1968 h	20	[L]
1941	7	[L]	1955	19	[W]	1969	7	[L]
1942 h	13	[W]	1956	10	[L]	1969 h	17	[L]
1942	17	[W]	1956 h	14	[L]	1971 h	17	[W]
1943 h	28	[W]	1957	0	[L]	1976	27	[W]
1943	14	[L]	1957 h	21	[W]	1985	10	[L]
1944	0	[L]	1958	6	[L]	1991 h	20	[L]
1945 h	6	[L]	1958 h	31	[W]	1994	10	[W]
1945	21	[W]	1959 h	16	[L]	2000	10	[L]
1946 h	14	[L]	1959	14	[W]	2004	33	[W]
1946	0	[L]	1960 h	17	[L]			

NEW YORK JETS

Steelers won 16, lost 2 (Home: 7-0, Road: 9-2)

STEELERS	JETS		STEELERS	JETS		STEELERS	JETS	
1970 h	21	[W]	1983	34	[W]	1992 h	27	[W]
1973 h	26	[W]	1984	23	[W]	2000	20	[W]
1975	20	[W]	1986	45	[W]	2001 h	18	[W]
1977	23	[W]	1988	20	[L]	2003	0	[L]
1978	28	[W]	1989	13	[W]	2004 h	17	[W]
1981 h	38	[W]	1990	24	[W]	2004 h*	20	[W]

OAKLAND RAIDERS

Steelers won 11, lost 11 (Home: 6-4, Road: 5-7)

STEELERS	RAIDERS		STEELERS	RAIDERS		STEELERS	RAIDERS	
1970	14	[L]	1974**	24	[W]	1981	27	[L]
1972 h	34	[W]	1975 h**	16	[W]	1983*	10	[L]
1972 h*	13	[W]	1976	28	[L]	1984	13	[W]
1973	17	[W]	1976**	7	[L]	1990	3	[L]
1973*	14	[L]	1977 h	7	[L]	1994	21	[W]
1974 h	0	[L]	1980 h	34	[L]	1995	29	[W]



STEELERS VS. NFL OPPONENTS

OAKLAND RAIDERS (Continued)

STEELERS	RAIDERS		STEELERS	RAIDERS		STEELERS	RAIDERS	
2000 h	21	[W]	2003 h	27	[W]	2004 h	24	[W]
2002 h	17	[L]					21	[W]

Franchise moved from Oakland to Los Angeles after 1981 season, and moved back to Oakland after 1994 season.

PHILADELPHIA EAGLES

Steelers won 27, lost 46, tied 3 (Home: 18-19-1, Road: 8-25-2, Neutral: 1-2)

STEELERS	EAGLES		STEELERS	EAGLES		STEELERS	EAGLES	
1933	6	[L]	1948 h	7	[L]	1962 h	13	[W]
1934 h	0	[L]	1948	0	[L]	1962	26	[W]
1934	9	[W]	1949 h	7	[L]	1963	21	[T]
1935	17	[W]	1949	17	[L]	1963 h	20	[T]
1935 h	6	[L]	1950 h	10	[L]	1964	7	[L]
1936 h	17	[W]	1950	9	[W]	1964 h	10	[L]
1936	6	[W]	1951 h	13	[L]	1965	20	[W]
1937 h	27	[W]	1951	17	[W]	1965 h	13	[L]
1937 h	16	[W]	1952 h	25	[L]	1966 h	14	[L]
1938 2	7	[L]	1952	21	[L]	1966	23	[L]
1938 3	7	[L]	1953	7	[L]	1967	24	[L]
1939	14	[L]	1953 h	7	[L]	1968 h	6	[W]
1939 h	24	[W]	1954	22	[L]	1969	27	[L]
1940 h	7	[W]	1955 h	13	[W]	1970	20	[L]
1940	0	[L]	1955	0	[L]	1974 h	27	[W]
1941 h	7	[L]	1956 h	21	[L]	1979	14	[L]
1941	7	[T]	1956	7	[L]	1988 h	26	[L]
1942 h	14	[L]	1957 h	6	[W]	1991	14	[L]
1942	14	[W]	1957	6	[L]	1994 h	14	[W]
1945 h	3	[L]	1958 h	24	[W]	1997	20	[L]
1945	6	[L]	1958	31	[W]	2000 h	23	[L]
1946 h	10	[W]	1959	24	[L]	2004 h	27	[W]
1946	7	[L]	1959 h	31	[W]			
1947 h	35	[W]	1960	7	[L]			
1947	0	[L]	1960 h	27	[W]			
1947 h	0	[L]	1961	16	[L]			
			1961 h	24	[L]			

(Eastern Conference Playoff)

1-Johnstown, Pa. 2-Buffalo, N.Y. 3-Charleston, W.V.

ST. LOUIS RAMS

Steelers won 6, lost 17, tied 2 (Home: 5-6-1, Road: 0-11-1, Neutral: 1-0)

STEELERS	RAMS		STEELERS	RAMS		STEELERS	RAMS	
1938	7	[L]	1955	26	[L]	1981 h	24	[W]
1939	14	[T]	1956 h	30	[W]	1984 h	24	[W]
1941	14	[L]	1961	14	[L]	1987	21	[L]
1944 h	28	[L]	1964 h	14	[L]	1990 h	41	[W]
1944 h	6	[L]	1966	10	[L]	1993	0	[L]
1947 h	7	[L]	1971 h	14	[L]	1996 h	42	[W]
1948	14	[L]	1975	3	[L]	2003 h	21	[L]
1949 h	7	[T]	1976	7	[L]			
1952	14	[L]	1979***	31	[W]			

Franchise moved from Cleveland to Los Angeles after 1945 season.

Franchise moved to St. Louis after 1994 season.

SAN DIEGO CHARGERS

Steelers won 18, lost 7 (Home: 12-2, Road: 6-5)

STEELERS	CHARGERS		STEELERS	CHARGERS		STEELERS	CHARGERS	
1971 h	21	[W]	1983 h	26	[W]	1993 h	16	[W]
1972	24	[W]	1984 h	52	[W]	1994	34	[L]
1973 h	38	[W]	1985	44	[L]	1994 h**	13	[L]
1975	37	[W]	1987	20	[W]	1995 h	31	[W]
1976 h	23	[W]	1988	14	[L]	1996 h	16	[W]
1977	10	[W]	1989 h	20	[W]	2000	34	[W]
1979	7	[L]	1990 h	36	[W]	2003 h	40	[W]
1980	17	[L]	1991 h	26	[W]			
1982 h	28	[L]	1992	23	[W]			

Franchise moved from Los Angeles to San Diego after 1960 season.

STEELERS VS. NFL OPPONENTS

SAN FRANCISCO 49ERS

Steelers won 8, lost 10 (Home: 3-5, Road: 5-5)

STEELERS	49ERS		STEELERS	49ERS		STEELERS	49ERS	
1951 h	24	[L]	1968 h	28	[L]	1987 h	30	[W]
1952	24	[W]	1973	37	[W]	1990	7	[L]
1954	3	[L]	1977 h	27	[W]	1993 h	13	[L]
1958	20	[L]	1978	24	[W]	1996 h	15	[L]
1961 h	20	[W]	1981 h	14	[L]	1999	27	[W]
1965	17	[L]	1984	20	[W]	2003	14	[L]

SEATTLE SEAHAWKS

Steelers won 6, lost 8 (Home: 5-2, Road: 1-6)

STEELERS	SEAHAWKS		STEELERS	SEAHAWKS		STEELERS	SEAHAWKS	
1977 h	30	[W]	1986	0	[L]	1994	13	[L]
1978 h	21	[W]	1987 h	13	[W]	1998 h	13	[W]
1981	21	[L]	1991 h	7	[L]	1999 h	10	[L]
1982	0	[L]	1992 h	20	[W]	2003	16	[L]
1983	27	[W]	1993	6	[L]			

TAMPA BAY BUCCANEERS

Steelers won 6, lost 1 (Home: 2-0, Road: 4-1)

STEELERS	BUCS		STEELERS	BUCS		STEELERS	BUCS	
1976 h	42	[W]	1989	31	[W]	2002	17	[W]
1980	24	[W]	1998	3	[L]			
1983 h	17	[W]	2001	17	[W]			

TENNESSEE TITANS

Steelers won 40, lost 29 (Home: 23-11, Road: 17-18)

STEELERS	TITANS		STEELERS	TITANS		STEELERS	TITANS	
1970 h	7	[L]	1980	0	[L]	1992	29	[W]
1970	7	[W]	1981 h	26	[W]	1992 h	21	[W]
1971 h	23	[W]	1981	20	[L]	1993	3	[L]
1971	3	[L]	1982	24	[W]	1993 h	17	[L]
1972 h	24	[W]	1983	40	[W]	1994 h	30	[L]
1972	9	[W]	1983 h	17	[W]	1994	12	9 ot [W]
1973	36	[W]	1984 h	35	[W]	1995	34	[W]
1973 h	33	[W]	1984	20	23 ot [L]	1995 h	21	7 [W]
1974	13	[W]	1985 h	20	0 [W]	1996 h	30	16 [W]
1974 h	10	13 [L]	1985	30	7 [W]	1996	13	23 [L]
1975 h	24	17 [W]	1986	22	16 ot [W]	1997 h	37	24 [W]
1975	32	9 [W]	1986 h	21	10 [W]	1997	6	16 [L]
1976 h	32	16 [W]	1987 h	3	23 [L]	1998 h	31	41 [W]
1976	21	0 [W]	1987	16	24 [L]	1998	14	23 [L]
1977	10	27 [L]	1988 h	14	34 [L]	1999	10	16 [L]
1977 h	27	10 [W]	1988	37	34 [W]	1999 h	36	47 [L]
1978 h	17	24 [L]	1989	0	27 [L]	2000 h	20	23 [L]
1978	13	3 [W]	1989 h	16	23 [L]	2000	7	9 [L]
1978 h**	34	5 [W]	1989*	26	23 ot [W]	2001 h	34	7 [W]
1979 h	38	7 [W]	1990 h	20	9 [W]	2001	34	24 [W]
1979	17	20 [L]	1990	14	34 [L]	2002	23	31 [L]
1979 h**	27	13 [W]	1991 h	26	14 [W]	2002*	31	34 ot [L]
1980 h	31	17 [W]	1991	6	31 [L]	2003	13	30 [L]

Franchise moved from Houston to Tennessee after the 1996 season.

Franchise changed name from Oilers to Titans after 1996 season.



STEELERS VS. NFL OPPONENTS

WASHINGTON REDSKINS

Steelers won 31, lost 43, tied 4 (Home: 19-22-1, Road: 12-21-3)

STEELERS	REDSKINS		STEELERS	REDSKINS		STEELERS	REDSKINS	
1933 h	6	[L]	1946 h	14	[W]	1959	27	6 [W]
1933	16	[W]	1947	26	[L]	1960	27	27 [T]
1934 h	0	[L]	1947 h	21	[W]	1960 h	22	10 [W]
1934	0	[L]	1948	14	[L]	1961 h	20	0 [W]
1935 h	6	[W]	1948 h	10	[W]	1961	30	14 [W]
1935	3	[L]	1949 h	14	[L]	1962 h	23	21 [W]
1936 h	10	[W]	1949	14	[L]	1962	27	24 [W]
1936	0	[L]	1950	26	[W]	1963 h	38	27 [W]
1937	20	[L]	1950 h	7	[L]	1963	34	28 [W]
1937 h	21	[W]	1951 h	7	[L]	1964 h	0	30 [L]
1938 h	0	[L]	1951	20	[W]	1964	14	7 [W]
1938	0	[L]	1952 h	24	[L]	1965 h	3	31 [L]
1939	14	[L]	1952	24	[W]	1965	14	35 [L]
1939 h	14	[L]	1953 h	9	[L]	1966 h	27	33 [L]
1940 h	10	[L]	1953	14	[W]	1966	10	24 [L]
1940	10	[L]	1954 h	37	[W]	1967 h	10	15 [L]
1941 h	20	[L]	1954	14	[L]	1968	13	16 [L]
1941	3	[L]	1955 h	14	[L]	1969 h	7	14 [L]
1942	14	[L]	1955	17	[L]	1973 h	21	16 [W]
1942 h	0	[L]	1956 h	30	[W]	1979 h	38	7 [W]
1943 h	14	[T]	1956	23	[W]	1985 h	23	30 [L]
1943	27	[W]	1957 h	28	[W]	1988	29	30 [L]
1944	20	[L]	1957	3	[L]	1991 h	14	41 [L]
1945 h	0	[L]	1958 h	24	[W]	1997 h	14	13 [W]
1945	0	[L]	1958	14	[T]	2000 h+	24	3 [W]
1946	14	[T]	1959 h	17	[L]	2004 h	16	7 [W]

Franchise moved from Boston to Washington after 1936 season.

*AFC Playoffs

**AFC Championship

***Super Bowl

+ Final Game at Three Rivers Stadium

STEELERS VS. NFC

	Home	Away	Overall		Home	Away	Overall
1970	0-1	0-2	0-3	1988	1-1	0-2	1-3
1971	1-1	0-1	1-2	1989	1-1	2-0	3-1
1972	1-0	1-1	2-1	1990	2-0	1-1	3-1
1973	2-0	1-0	3-0	1991	0-2	0-2	0-4
1974	2-0	1-0	4-0 *	1992	1-1	0-2	1-3
1975	1-0	1-1	3-1 *	1993	1-1	1-1	2-2
1976	0-0	1-1	1-1	1994	1-1	1-1	2-2
1977	2-0	0-0	2-0	1995	1-1	1-1	2-3 **
1978	2-0	1-1	4-1 *	1996	1-1	1-1	2-2
1979	2-0	1-1	4-1 *	1997	1-1	1-1	2-2
1980	2-0	2-0	4-0	1998	2-0	0-2	2-2
1981	1-1	2-0	3-1	1999	2-0	1-0	3-0
1982	0-0	1-0	1-0	2000	1-1	0-1	1-2
1983	1-1	1-1	2-2	2001	2-0	1-0	3-0
1984	2-0	1-1	3-1	2002	1-0-1	1-1	2-1-1
1985	1-1	0-2	1-3	2003	1-1	0-2	1-3
1986	2-0	0-2	2-2	2004	2-0	2-0	4-0
1987	1-1	1-1	2-2	TOTAL:	44-18-1	28-33	76-52-1

*Includes Super Bowl win

** Includes Super Bowl loss

STEELERS ALL-TIME DRAFTS

2005 — 30th overall

(5 offensive, 3 defensive)

1. Miller, Heath (TE), Virginia. 2. McFadden, Bryant (CB), Florida State. 3. Essex, Trai (OT), Northwestern. 4. Gibson, Fred (WR), Georgia. 5. Wallace, Brian (LB), Temple. 6. Kemoatu, Chris (OG), Utah. 7-a. Nua, Shaun (DE), Brigham Young. 7-b. Herron, Noah (RB), Northwestern.

2004 — 11th overall

(5 offensive, 3 defensive)

1. Roethlisberger, Ben (QB), Miami, OH. 2. Colclough, Ricardo (CB), Tusculum. 3-a. Starks, Max (OT), Florida. 5. Adibi, Nathaniel (LB), Virginia Tech. 6. Lacy, Bo (OT), Arkansas. 6. (from St. Louis) Kranchick, Matt (TE), Penn State. 6. (from N.E.) Caylor, Drew (C/L), Stanford. 7. Taylor, Eric (DE), Memphis.

2003 — 16th overall

(2 offensive, 3 defensive)

1. Polamalu, Troy (S), USC*. 2. Jackson, Alonzo (LB), Florida State. 4. Taylor, Ivan (KE) (CB), Louisiana-Lafayette. 5. St. Pierre, Brian (CB), Boston College. 7. Wall, J.T. (FB), Georgia.

*Traded Up to 16th from 27th with Kansas City

2002 — 30th overall

(4 offensive, 4 defensive)

1. Simmons, Kendall (OG), Auburn. 2. Randlee, Art, Antwan (WR), Indiana. 3. Hope, Chris (S), Florida State. 4. Foote, Larry (LB), Michigan. 5. Haynes, Vernon (FB), Georgia. 6. Mays, Lee (WR), Texas-El Paso. 7-a. Glover, LaVar (DB), Cincinnati. (choice from Houston for signing of placekicker Kns Brown). 7-b. Keisel, Brett (DE), BYU.

2001 — 19th overall

(3 offensive, 4 defensive)

1. Hampton, Casey (NT), Texas (choice from New York Jets in addition to Jets fourth and sixth-round choices for 16th overall choice). 2. Bell, Kendrick (LB), Georgia (choice from New England). 3. Forrester, A. Kwenti, Mathias (OT), Temple. 5. Okobi, Chukky (C/G), Purdue. 6-a. Bailey, Rodney (DE), Ohio State. 6-b. Knight, Roger (LB), Wisconsin. 7. Taylor, Chris (WR), Texas A&M.

2000 — 8th overall

(5 offensive, 4 defensive)

1. Burrese, Plaxico (WR), Michigan State. 2. Smith, Marvel (OT), Arizona State. 3-a. Clancy, Kendrick (DT), Mississippi. 3-b. Poteat, Hank (CB), Pittsburgh. 4. Farmer, Danny (WR), UCLA. 5-a. Haggans, Clark (LB), Colorado State. 5-b. Martin, Tee (QB), Tennessee (compensatory selection). 6-a. Combs, Chris (DE), Duke. 6-b. Gavada, Jason (TE), Kent (compensatory selection).

1999 — 13th overall

(5 offensive, 5 defensive, 1 kicker)

1. Edwards, Troy (WR), Louisiana Tech. 2. Shields, Scott (S), Weber State. 3-a. Porter, Joey (LB), Colorado State. 3-b. Farris, Kns (OT), UCLA. 3-c. Zereoue, Amos (RB), West Virginia (compensatory selection). 4. Smith, Aaron (DE), Northern Colorado. 5-a. Tumen, Jerame (TE), Michigan. 5-b. Johnson, Malcolm (WR), Notre Dame (compensatory selection). 7-a. Dingle, Antonio (DT), Virginia. 7-b. Kelsay, Chad (LB), Nebraska. 7-c. Brown, Kns (K), Nebraska.

1998 — 26th overall

(5 offensive, 5 defensive)

1. Fanece, Alan (OG), Louisiana State. 2. Staat, Jeremy (DE), Arizona State (trade from Philadelphia through N.Y. Jets). 3-a. Conrad, Chris (OT) Fresno State. 3-b. Ward, Hines (WR) Georgia (compensatory selection). 4-a. Townsend, Deshea (CB) Alabama. 4-b. King, Carlos (FB) N.C. State (compensatory selection). 5. Simmons, Jason (CB) Arizona State (trade with Atlanta). 6-a. Fuamatu-Ma'afala, Chris (FB) Utah. 6-b. Olson, Ryan (LB) Colorado (compensatory selection). 7. Rubio, Angel (DE) SE Missouri State (compensatory selection).

1997 — 24th overall

(4 offensive, 4 defensive)

1. Scott, Chad (CB), Maryland. 2. Blackwell, Will (WR), San Diego State. 3-a. Wiggins, Paul (OL), Oregon. 3-b. Vrabiel, Mike (DE), Ohio State (compensatory selection). 4. Choice to St. Louis (Jerome Bettis, RB). 5-a. (choice from San Diego traded to San Diego). 5-b. Jones, George (RB), San Diego State. 6-a. Porter, Daryl (CB), Boston College. 6-b. Manuel, Rod (DE), Oklahoma (compensatory selection). 7-a. (choice from Kansas City traded to San Diego). 7-b. Adams, Mike (WR), Texas.

1996 — 29th overall

(4 offensive, 5 defensive)

1. Stephens, Jamain (OT), North Carolina A&T. 2. Choice to St. Louis (Jerome Bettis, RB). 3-a. Conley, Steve (LB), Arkansas (choice from St. Louis). 3-b. Wilman, Jon (FB), Penn State. 4-a. Holmes, Earl (LB), Florida A&M. 4-b. Arnold, Jahine (WR), Fresno State (compensatory selection). 5. Raybon, Israel (DE), North Alabama. 6-a. Choice to San Diego. 6-b. Royle, Orpheus (DE), Florida State. 6-c. Fischer, Spence (QB), Duke (compensatory selection). 7. Emmons, Carlos (LB), Arkansas State.

1995 — 27th overall

(4 offensive, 5 defensive, 1 kicker)

1. Bruener, Mark (TE), Washington. 2. Stewart, Kordell (QB), Colorado. 3. Stai, Brenden (G), Nebraska. 4-a. Gibson, Oliver (DT), Notre Dame (choice from New England). 4-b. Jones, Donia (LB), Nebraska. 5-a. Flowers, Lethon (DB), Georgia Tech (choice from Chicago). 5-b. Brown, Lance (DB), Indiana. 6. Miles, Barron (DB), Nebraska. 7-a. Bailey, Henry (WR/KR), Nevada-Las Vegas. 7-b. Ford, Cole (K), Southern California (compensatory selection).

1994 — 17th overall

(5 offensive, 5 defensive)

1. Johnson, Charles (WR), Colorado. 2. Buckner, Brentson (DL), Clemson. 3-a. Gildon, Jason (LB), Oklahoma State (choice from Minnesota). 3-b. Morris, Byron "Bam" (RB), Texas Tech. 4. Faumui, Taase (DL), Hawaii. 5-a. Bell, Myron (S), Michigan State (choice from Chicago). 5-b. Brown, Gary (OT), Georgia Tech. 6-a. Miller, Jim (QB), Michigan State. 6-b. Ravotti, Eric (LB), Penn State (choice from Minnesota). 7. Abrams, Brice (FB), Michigan State.

1993 — 23rd overall

(4 offensive, 6 defensive)

1. Figures, Deon (CB), Colorado. 2. Brown, Chad (LB), Colorado (choice from Indianapolis). 3. Hastings, Andre (WR), Georgia. 4. Henry, Kevin (DE), Mississippi State. 5-a. Palelei, S'ulagi (G), Nevada-Las Vegas. 5-b. Woodard, Marc (LB), Mississippi State (choice from Dallas). 6. Williams, Willie (CB), Western Carolina. 7-a. Zgonina, Jeff (DT), Purdue (choice from Washington). 7-b. Keith, Craig (TE), Lenoir-Rhyne. 8. Van Pelt, Alex (DB), Pittsburgh.

1992 — 11th overall

(8 offensive, 6 defensive)

1. Searcy, Leon (OT), Miami. 2. Kirkland, Levon (LB), Clemson. 3. Steed, Joel (NT), Colorado. 4. Davenport, Charles (WR), North Carolina State. 5. Haller, Alan (CB), Michigan State. 6. Choice traded to San Francisco. 7-a. Campbell, Russ (TE), Kansas State. 7-b. Graham, Scottie (FB), Ohio State (choice from San Francisco). 8-a. Perry, Darren (S), Penn State (choice from Green Bay through San Francisco). 8-b. Ismail, Hesham (G), Florida. 8-c. Williams, Nate (DL), Mississippi State (choice from San Francisco). 9. Webster, Elnardo (LB), Rutgers. 10. Saunders, Mike (RB), Iowa. 11. Gammon, Kendall (G/C), Pittsburg State. 12. Benton, Cornelius (QB), Connecticut.

1991 — 15th overall

(7 offensive, 5 defensive)

1. Richardson, Huey (LB), Florida. 2. Graham, Jeff (WR), Ohio State. 3. Mills, Ernie (WR), Florida. 4-a. Walker, Sammy (CB), Texas Tech (choice from Denver through New England). 4-b. Cooper, Adrian (TE), Oklahoma (choice from Washington). 5. Choice to New England. 6. Thompson, Leroy (RB), Penn State. 7. Jones, Andre (LB), Notre Dame. 8. Dingman, Dean (G), Michigan. 9. McGinnigal, Bruce (TE), Virginia. 10. Solomon, Ariel (OT), Colorado. 11. Thomas, Efrum (DB), Alabama. 12. Brady, Jeff (LB), Kentucky.

1990 — 21st overall

(7 offensive, 6 defensive)

1. Green, Eric (TE), Liberty (choice from Minnesota through Dallas in addition to San Francisco's third-round choice through Dallas). 2. Davidson, Kenny (DE), Louisiana State. 3-a. O'Donnell, Neil (QB), Maryland. 3-b. Vessey, Craig (DT), Houston (choice from San Francisco through Dallas). 4. Calloway, Chris (WR), Michigan. 5. Foster, Barry (FB), Arkansas. 6. Heard, Ron (WR), Bowling Green. 7. Grayson, Dan (LB), Washington State. 8. Dunbar, Karl (OT), Louisiana State. 9. Jones, Gary (S), Texas A&M. 10. Miles, Eddie (LB), Minnesota. 11. Strzelczyk, Justin (OT), Maine. 12. Bell, Richard (RB), Nebraska.

1989 — 7th overall

(5 offensive, 8 defensive)

1-a. Worley, Tim (RB), Georgia. 1-b. Ricketts, Tom (OT), Pittsburgh (choice from Minnesota). 2. Lake, Carmel (SS), UCLA. 3. Hill, Derek (WR), Arizona. 4. Williams, Jarrol (LB), Purdue. 5. Arnold, David (DB), Michigan. 6. Stock, Mark (WR), Virginia Military Institute. 7. Johnson, David (CB), Kentucky. 8. Asbeck, Chris (NT), Cincinnati. 9. Jenkins, A.J. (DE), Cal State Fullerton. 10. Oskavsky, Jerry (LB), Pittsburgh. 11. Slater, Brian (WR), Washington. 12. Hasaling, Carlton (NT), Pittsburgh-Johnstown.

1988 — 18th overall

(7 offensive, 6 defensive)

1. Jones, Aaron (DE), Eastern Kentucky. 2. Dawson, Dermontti (C/G), Kentucky. 3. Lanza, Chuck (C), Notre Dame. 4. Choice to Kansas City. 5-a. Jordan, Darin (LB), Northeastern (choice from Phoenix). 5-b. Reese, Jerry (DL), Kentucky. 6. Williams, Warren (RB), Miami (Fla.). 7. Zeno, Marc (WR), Tulane. 8-a. Nichols, Mark (DT), Michigan State. 8-b. Hinnant, Mike (TE), Temple (choice from San Diego). 9. Lockbaum, Gordie (RB), Holy Cross. 10-a. Jackson, John (OT), Eastern Kentucky (choice from Tampa Bay). 10-b. Choice to Denver. 11. Dawson, Bobby (SS), Illinois. 12. Earle, James (LB), Clemson.

STEELERS ALL-TIME DRAFTS

1987 — 10th overall

(6 offensive, 7 defensive)

1. Woodson, Rod (CB), Purdue. 2. Hall, Delton (CB), Clemson. 3. Lockett, Charles (WR), Cal State — Long Beach. 4. Everett, Thomas (FS), Baylor. 5. Nickerson, Hardy (LB), California. 6-a. Johnson, Tim (DE), Penn State (Choice from Tampa Bay). 6-b. Lloyd, Greg (LB), Fort Valley State. 7. Kelley, Chris (TE), Akron. 8. Buchanan, Charles (DE), Tennessee State. 9. Clinkscales, Joey (WR), Tennessee. 10. Hoge, Merrill (RB), Idaho State. 11. Oswald, Paul (CB), Kansas. 12. Young, Theo (TE), Arkansas.

1986 — 9th overall

(6 offensive, 7 defensive)

1. Renstra, John (G), Temple. 2. Williams, Gerald (DT/NT), Auburn. 3. Brister, Walter "Bubby" (QB), Northeast Louisiana. 4. Callahan, Bill (SB), Pittsburgh. 5-a. Tucker, Errol (CB/KR), Utah. 5-b. Jones, Brent (TE), Santa Clara (Choice from Los Angeles Raiders). 6. Bryant, Domingo (DB), Texas A&M. 7. Carter, Rodney (RB), Purdue. 8. Boso, Cap (TE), Illinois. 9. Henton, Anthony (LB), Troy State. 10. Seitz, Warren (WR/RB), Missouri. 11. Station, Larry (LB), Iowa. 12. Williams, Mike (LB), Tulsa.

1985 — 20th overall

(4 offensive, 8 defensive, 1 kicker)

1. Sims, Darryl (DE), Wisconsin. 2. Behning, Mark (OT), Nebraska. 3. Hobbey, Liffort (S), Louisiana State. 4. Turk, Dan (C), Wisconsin. 5. Jacobs, Cam (LB), Kentucky. 6. Carr, Gregg (LB), Auburn. 7. Andrews, Alan (TE), Rutgers. 8. Newsome, Harry (P), Wake Forest. 9-a. Small, Fred (LB), Washington. 9-b. Harris, Andre (CB), Minnesota (Choice from New England). 10. White, Oliver (TE), Kentucky. 11. Matichak, Terry (S), Missouri. 12. Sanchez, Jeff (S), Georgia.

1984 — 23rd overall

(10 offensive, 2 defensive)

1. Lipps, Louis (WR), Southern Mississippi. 2. Kolodziejski, Chris (TE), Wyoming. 3. Choice to Miami. 4-a. Thompson, Weegie (WR), Florida State. 4-b. Long, Terry (G), East Carolina (Choice from Washington). 5. Hughes, Van (DT), Southwest Texas State. 6. Brown, Chris (DB), Notre Dame. 7. Campbell, Scott (CB), Purdue. 8. Rasmussen, Randy (C-B), Minnesota. 9. Erenberg, Rick (RB), Colgate. 10. McJunkin, Kirk (G-OT), Texas. 11. Veals, Elton (RB), Tulane. 12. Gillespie, Ferdinand (RB), William Jewell.

1983 — 21st overall

(9 offensive, 5 defensive)

1. Rivera, Gabriel (NT-DE), Texas Tech. 2. Capers, Wayne (WR), Kansas. 3. Seabaugh, Todd (LB), San Diego State. 4. Metcalf, Isaac (S), Baylor. 5-a. Skansi, Paul (WR), Washington. 5-b. Garrity, Gregg (WR), Penn State (Choice from Washington). 6. Williams, Eric (S), North Carolina State. 7. Kirschner, Mark (G), Baylor. 8-a. Odom, Henry (RB), South Carolina State (Choice from Denver). 8-b. Dunaway, Craig (TE), Michigan. 9. Wingle, Blake (G), UCLA. 10. Straughter, Roosevelt (S), Northeast Louisiana. 11. Raugh, Mark (TE), West Virginia. 12. Wiley, Roger (RB), Sam Houston State.

1982 — 12th overall

(6 offensive, 7 defensive, 1 kicker)

1. Abercrombie, Walter (RB), Baylor. 2. Meyer, John (OT), Arizona State. 3. Merriweather, Mike (LB), Pacific. 4. Woods, Rick (S), Boise State. 5. Dalafor, Ken (OT), Minnesota. 6-a. Perko, Mike (DT), Utah State. 6-b. Bingham, Craig (LB), Syracuse (Choice from New Orleans). 7-a. Nelson, Edmund (DT), Auburn (Choice from Washington). 7-b. Bourres, Emil (C), Pittsburgh. 8. Goodson, John (P), Texas. 9. Hirm, Mike (TE), Central Michigan. 10. Sunseri, Sal (LB), Pittsburgh. 11. Abdul-Saboor, Mikal (G), Morgan State. 12. Hughes, Al (DE), Western Michigan.

1981 — 17th overall

(6 offensive, 5 defensive)

1. Gary, Keith (DE), Oklahoma. 2. Washington, Anthony (CB), Fresno State. 3. Donnalay, Rick (C-G), North Carolina. 4. Martin, Robbie (WR-KR), Cal Poly-San Luis Obispo. 5. Martin, Rick (WR), New Mexico. 6. Hinkle, Bryan (LB), Oregon. 7. Little, David (LB), Florida. 8. Wilson, Frank (RB-TE), Rice. 9. Hunter, James (TE-OT), Southern California. 10. Mayock, Mike (S), Boston College. 11. Troceno, Rick (QB), Pittsburgh. 12. Sent to San Francisco as compensation in Willie Fry trade.

1980 — 28th overall

(10 offensive, 5 defensive)

1. Malone, Mark (QB), Arizona State. 2-a. Kohrs, Bob (LB), Arizona State (choice from N.Y. Giants). 2-b. Goodman, John (DE), Oklahoma. 3. Snyder, Ray (TE), Wisconsin. 4. Hurley, Bill (QB), Syracuse. 5. Wolfley, Craig (G), Syracuse. 6. Ikin, Tunch (C), Indiana State. 7. Johnson, Nate (WR), Hillsdale (Michigan). 8. Walton, Ted (CB), Connecticut. 9. McCall, Ron (WR), Arkansas at Pine Bluff. 10-a. Wilson, Woodrow (DB), North Carolina State (Choice from San Francisco). 10-b. Fritz, Ken (G), Ohio State. 11. Pollard, Frank (RB), Baylor. 12-a. Vackvlis, Charles (DB), Texas (Choice from San Francisco). 12-b. McGriff, Tyrone (G), Florida A & M.

1979 — 28th overall

(8 offensive, 6 defensive, 1 kicker)

1. Hawthorne, Greg (RB), Baylor. 2. Valentine, Zack (LB), East Carolina. 3. None, 4-a. Davis, Russell (RB), Michigan (choice from Detroit). 4-b. Sweeney, Calvin (WR), Southern California. 5. Board, Dwayne (DE), North Carolina A & T. 6-a. Murrell, Bill (TE), Winston-Salem (choice from San

Diego). 6-b. Woodruff, Dwayne (CB), Louisville (choice from New England). 6-c. Bahr, Matt (PK), Penn State. 7. Kimball, Bruce (G), Massachusetts. 8. Graves, Tom (LB), Michigan State. 9. Kirk, Rick (DE), Denison. 10. Thompson, Tod (TE), Brigham Young. 11. Moore, Charlie (C), Wichita State. 12-a. Smith, Ed (LB), Vanderbilt (choice from Philadelphia). 12-b. Almond, Mike (WR), Northwestern Louisiana.

1978 — 22nd overall

(6 offensive, 6 defensive, 2 kickers)

1. Johnson, Ron (CB), Eastern Michigan. 2. Fry, Willie (DE), Notre Dame. 3. Colquitt, Craig (P), Tennessee. 4. Anderson, Larry (CB), Louisiana Tech. 5. Choice traded to Green Bay for Dave Poretsky. 6. Reulthersen, Randy (WR), Pittsburgh. 7. Dufresne, Mark (TE), Nebraska. 8-a. Moser, Rick (RB), Rhode Island (choice from St. Louis for Mark Kellum). 8-b. Keys, Andre (WR), California Poly. 9. Reynolds, Lance (OT), Brigham Young. 10-a. Becker, Doug (LB), Notre Dame. 10-b. Jurich, Tom (PK), Northern Arizona (choice from Tampa Bay for Ernie Holmes). 11-a. Terry, Nat (CB), Florida State (choice from Tampa Bay for Ernie Holmes). 11-b. Brzozka, Tom (C), Pittsburgh. 12. Carr, Brad (LB), Maryland.

1977 — 21st overall

(10 offensive, 8 defensive)

1. Cole, Robin (LB), New Mexico. 2. Thornton, Sidney (RB), Northwestern Louisiana. 3-a. Beasley, Tom (DT), Virginia Tech (choice from New York Jets). 3-b. Smith, Jim (WR), Michigan. 4-a. Petersen, Ted (C), Eastern Illinois (choice from Green Bay). 4-b. Smith, Laverne (RB), Kansas (choice from Chicago). 4-c. Audick, Dan (G), Hawaii. 5-a. Stoudt, Cliff (DB), Youngstown State (choice from Kansas City). 5-b. Courson, Steve (G), South Carolina (choice from Detroit). 5-c. Winston, Dennis (LB), Arkansas. 6. Harris, Paul (LB), Alabama. 7. Frisch, Randy (DT), Missouri. 8. August, Phil (WR), Miami (Fla.). 9. Kelly, Roosevelt (TE), Eastern Kentucky. 10-a. Cowans, Alvin (DB), Florida (choice from Buffalo). 10-b. LaCrosse, Dave (LB), Wake Forest. 11. West, Lou (DB), Cincinnati. 12. Stephens, Jimmy (TE), Florida.

1976 — 28th overall

(12 offensive, 10 defensive)

1. Cunningham, Bonnie (TE), Clemson. 2-a. Pinney, Ray (C), Washington (choice from Chicago). 2-b. Kruzcek, Mike (QB), Boston College (choice from Baltimore). 2-c. Files, James (G-C), McNeese State. 3-a. Coder, Ron (DT), Penn State (choice from Green Bay). 3-b. Pough, Ernest (WR), Texas Southern. 4-a. Mondt, Wonder (S), Nebraska (choice from Baltimore). 4-b. Bell, Theo (WR), Arizona. 5. Norton, Rodney (LB), Rice. 6-a. Dunn, Gary (DT), Miami (Fla.). (choice from St. Louis). 6-b. Deloplane, Jack (RB), Salem (W.Va.). 7. Burton, Barry (TE), Vanderbilt. 8. McAleney, Ed (DE), Massachusetts. 9. Games, Wentford (CB), Cincinnati. 10. Campbell, Gary (LB), Colorado. 11. Fuchs, Roland (RB), Arkansas. 12. Carroll, Bill (WR), East Texas State. 13. Kain, Larry (LB), Ohio State. 14. Fields, Wayne (DB), Florida. 15. Davis, Mel (DE), North Texas State. 16. Butts, Randy (RB), Kearney State. 17. Kirk, Kelvin (WR), Dayton.

1975 — 26th overall

(12 offensive, 9 defensive)

1. Brown, Dave (DB), Michigan. 2. Barber, Bob (DE), Grambling. 3. White, Walter (TE), Maryland. 4. Evans, Harold (LB), Houston. 5. Sexton, Brent (DB), Elon. 6. Crenshaw, Marvin (OT), Nebraska. 7. Mattingly, Wayne (OT), Colorado. 8. Kropp, Tom (LB), Kearney St. (Choice from Kansas City). 8-a. Humphrey, Al (DE), Tulsa. 9. Clark, Eugene (G), UCLA (choice from New England). 9-a. Reimer, Bruce (RB), No. Dakota. 10. Heyer, Kirk (DT), Kearney St. (choice from New England). 10-a. Gray, Archie (WR), Wyoming. 11. Little, Randy (TE), W. Liberty St. (W.Va.). 12. Murphy, Greg (DB), Penn St. 13. Gaddis, Robert (WR), Mississippi Valley. 14. Collier, Mike (RB), Morgan St. 15. Thatcher, Jim (WR), Langston (choice from Kansas City). 15-a. Smith, Marty (DT), Louisville. 16. Bassler, Miller (TE), Houston. 17. Hegener, Stan (G), Nebraska.

1974 — 21st overall

(10 offensive, 11 defensive)

1. Swann, Lynn (WR), So. California. 2. Lambert, Jack (LB), Kent St. 3. Choice to Oakland. 4-a. Stallworth, John (WR), Alabama A & M. (choice from New England). 4-b. Allen, Jim (DB), UCLA. 5. Webster, Mike (C), Wisconsin. 6-a. Wolf, James (DE), Prairie View (choice from Denver). 6-b. Druschel, Rick (OT), No. Carolina St. 7-a. Sitterle, Allen (OT), No. Carolina St. (choice from New England). 7-b. Garske, Scott (TE), Eastern Washington St. 8. Gelfert, Mark (LB), Purdue. 9-a. Reamon, Tom (RB), Missouri (choice from Denver). 9-b. Davis, Charlie (DT), Texas Christian. 10-a. Kregel, Jim (G), Ohio St. (choice from New England). 10-b. Altkinson, Dave (DB), Brigham Young. 11. Mrtton, Dixey (RB), Arkansas. 12. Lickiss, Hugh (LB), Simpson (Iowa). 13. Kolch, Frank (QB), Eastern Michigan. 14. Henley, Bruce (DB), Rice. 15. Hunt, Larry (DT), Iowa St. 16. Morgan, Octavus (LB), Illinois. 17. Moore, Larry (DE), Angelo St. (Tex.)

1973 — 24th overall

(7 offensive, 13 defensive)

1. Thomas, James (DB), Florida St. 2. Phares, Ken (DB), Mississippi St. 3. Barnhardt, Roger (G), Kansas. 4. Clark, Gail (LB), Michigan St. 5. Reavis, David (DE), Arkansas (choice from New Orleans). 5-a. Clark, Larry (LB), No. Illinois. 6-a. Bell, Ron (RB), Illinois St. (Choice from Denver). 6-b. Scolnik, Glen (WR), Indiana. 7. Dorsey, Nate (DE), Mississippi Valley. 8-b. Tevles, Loren (LB), California (choice from Denver). 8-b. Janssen, Bill (OT), Nebraska. 9. Bontiam, Bracy (G), No. Carolina Central. 10. Wunderly,

STEELERS ALL-TIME DRAFTS

Don (DT), Arkansas. 11. White, Bob (DB), Arizona. 12. Lee, Willie (RB), Indiana. 13. Ferguson, Rick (WR), Kansas. 14. Cowan, Roger (DT), Stanford. 15. Cross, Charles (DB), Iowa. 16. Nardl, Glen (DT), Navy. 17. Shannon, Mike (DT), Oregon St.

1972 — 13th overall (11 offensive, 8 defensive)

1. Harris, Frank (RB), Penn State. 2. Gravelle, Gordon (OT), Brigham Young. 3. McMakin, John (TE), Clemson. 4. Brinkley, Lorenzo (DB), Missouri (choice from NY Giants). 4-a. Bradley, Ed (LB), Wake Forest. 5. Furness, Steve (DE), Rhode Island. 6. Meyer, Dennis (DB), Arkansas. 7. Colquitt, Joe (DE), Kansas St. (choice from NY Giants). 8. Vincent, Stahl (RB), Rice. 9. Kelley, Don (DB), Clemson. 10. Brown, Bob (DT), Tampa. 11. Gilliam, Joe (QB), Tennessee St. 12. Curl, Ron (OT), Michigan St. 13. Messmer, Ernie (DT), Villanova. 14. Durance, Tom (RB), Florida. 15. Hulce, John (G), Massachusetts (choice from Houston). 15-a. Harrington, Charles (G), Wichita. 16. Hawkins, Nate (WR), Nevada-Las Vegas. 17. Linahan, Ron (LB), Idaho.

1971 — 8th overall (11 offensive, 10 defensive, 1 kicker)

1. Lewis, Frank (WR), Grambling. 2. Ham, Jack (LB), Penn St. 3. Davis, Steve (RB), Delaware St. 4. Mullins, Gerry (G), So. California. 4-a. White, Dwight (DE), E. Texas St. (choice from Baltimore). 5. Brown, Larry (TE), Kansas (choice from New Orleans). 5-a. Holmes, Melvin (OT), No. Car. A&T. 5-b. Anderson, Ralph (DB), W. Texas St. (choice from Miami). 5-c. Brister, Fred (LB), Mississippi (choice from Minnesota). 6. Hanneman, Craig (G), Oregon St. 7. McClure, Worthy (DT-G), Mississippi. 8. Crowe, Larry (RB), Texas Southern (choice from New Orleans). 8-a. Rogers, Paul (K), Nebraska. 8-b. Holmes, Ernie (DT), Texas Southern (choice from Miami). 9. Anderson, Mike (LB), Louisiana St. 10. O'Shea, Jim (LB), Boston College. 11. Wagner, Mike (DB), Western Illinois. 12. (Choice to Baltimore). 13. Young, Alfred (WR), So. Car. St. 14. Evans, McKinley (DB), New Mex. Highlands. 15. Makin, Ray (G), Kentucky. 16. Huntley, Walter (DB), Trinity (Tex.). 17. Ehle, Dan (RB), Howard Payne.

1970 — 1st overall (12 offensive, 7 defensive)

1. Bradshaw, Terry (QB), Louisiana Tech. 2. Shanklin, Ron (WR), North Texas St. 3. Blount, Mel (DB), Southern. 4. George, Ed (OT), Wake Forest. 4-a. Evenson, Jim (RB), Oregon (choice from New York Giants). 5. Staggers, Jon (WR), Missouri. 6. Barnera, Manuelli (LB), Kansas State. 6-a. Keger, Clarence (OT), So. Carolina St. 7. Griffin, Danny (RB), Texas-Arlington. 8. Smith, Dave (WR), Indiana (Pa.). 9. Crennel, Carl (LB), West Virginia. 10. Brown, Isiah (DB), Stanford. 11. Hunt, Calvin (C), Baylor. 12. Sharp, Rick (OT), Washington. 13. Main, Billy (RB), Oregon St. 14. Askson, Burt (LB), Texas Southern. 15. Keppy, Glen (DT), Plattville (Wis.). 16. Yanosky, Frank (DT), Tennessee. 17. Key, Harry (TE), Mississippi Valley.

1969 — 4th overall (9 offensive, 7 defensive, 1 kicker)

1. Greene, Joe (DT), No. Texas St. 2. Hanratty, Terry (QB), Notre Dame. 2-a. Bankston, Warren (RB), Tulane (choice from San Francisco). 3. Kolb, Jon (C), Oklahoma St. 4. Campbell, Bob (RB), Penn St. 5. Choice to St. Louis. 6. Choice to Green Bay. 7. Beatty, Charles (DB), No. Texas St. 7-a. Brown, Chadwick (OT), E. Texas St. 8. Cooper, Joe (WR), Tennessee. 9. Sodaski, John (DB), Villanova. 10. Greenwood, L.C. (DE), Arkansas AM & N. 11. Washington, Clarence (DT), Arkansas AM & N. 12. Fisher, Doug (LB), San Diego St. 13. Lynch, John (LB), Drake. 14. Houmard, Bob (RB), Ohio U. 15. Liberto, Ken (WR), Louisiana Tech. 16. Mosley, Dock (WR), Alcorn A & M. 17. Eppright, Bill (K), Kent St.

1968

1. Taylor, Mike (DT), So. California. 2. Ruple, Ernie (OT), Arkansas. 3. Choice to Cleveland. 3-a. Henderson, Jon (WR), Colorado St. (choice from Minnesota). 3-b. Herbert, Ken (K), Houston (choice from Los Angeles). 4. Choice to Green Bay. 5. Choice to Green Bay. 6. Choice to Atlanta. 7. Dalton, Doug (RB), New Mexico St. 7-a. Glennon, Bill (DT), Washington (choice from Los Angeles). 8. Holman, Danny (QB), San Jose St. 9. Knight, John (DE), Weber St. 10. Choice to Cleveland. 11. King, Kim (RB), Georgia Tech. 12. Wheeler, Sam (LB), Wisconsin. 13. Roundy, Joe (G), Puget Sound. 14. Harris, Lou (DB), Kent St. 15. Lanning, Bob (DE), No. Montana. 16. Blair, Rocky (RB), Notre Dame. 17. Cola, Bob (LB), So. Carolina.

1967

1. Choice to Green Bay. 2. Shy, Don (RB), San Diego St. 3. Choice to San Francisco. 3-a. Freitas, Rockne (C), Oregon (choice from Philadelphia). 4. May, Ray (LB), So. California. 5. Choice to Green Bay. 6. Choice to Atlanta. 6-a. Haggerty, Mike (OT), Miami (Fla.). 7. Choice to Washington. 8. Barnes, Mike (OT), Purdue. 8-a. Fornia, John (QB), Idaho (choice from Minnesota). 9. Ols, Paul (DT), Houston. 10. Wiley, Bill (LB), Fresno St. 11. Whitcomb, Jim (WR), Emporia St. (Kan.). 12. Choice to Baltimore. 13. Homan, Jim (G), So. California. 14. Anderson, Chet (TE),

Minnesota. 15. Love, Mike (RB), Abilene Christian. 16. Smith, Bill (C), Oregon. 17. Davenport, Mike (RB), Wyoming.

1966

1. Leftridge, Dick (RB), West Virginia. 2. Gagner, Larry (G), Florida. 3. Killorn, Pat (C), Syracuse. 4. Choice to Chicago. 5. Choice to Detroit. 6. Choice to Minnesota. 7. Booser, Emerson (RB), Maryland St. 8. Choice to New York. 9. Stewart, Dale (WR), Pittsburgh. 10. Marion, Jerry (RB), Wyoming. 11. Washington, Charley (RB), Grambling. 12. Choice to Dallas. 13. Dial, Benji (QB), Eastern New Mexico. 14. Novogratz, Joe (LB), Pittsburgh. 15. Dobson, Joe (OT), Idaho. 16. Long, Jim (WR), Purdue. 17. Brundage, Mike (QB), Oregon. 18. Lucas, Kenny (QB), Pittsburgh. 19. Neilson, Dave (QB), Albion. 20. Springer, Ron (OT), Albion.

1965

1. Choice to Chicago. 2. Jefferson, Roy (WR), Utah. 3. Choice to New York. 4. Choice to Detroit. 5. Choice to Green Bay. 6. Choice to Green Bay. 7. Browning, Charlie (RB), Washington. 8. Howley, Bill (E), Pittsburgh. 9. Neville, Tom (T), Mississippi St. 10. Tobey, Dave (C), Oregon. 11. Molden, Frank (T), Jackson St. 12. Lofquist, Craig (B), Minnesota. 13. Wilburn, J. R. (B), South Carolina. 14. Butler, Jim (B), Edward Waters. 15. Carrell, John (T), Texas Tech. 16. Dusenbury, Doug (K), Kansas St. 17. Canale, Whit (B), Tennessee. 18. Howard, Bob (B), Stanford. 19. Pnce, Lonnie (B), Southwestern Louisiana. 20. Fertig, Craig (QB), So. Carolina.

1964

1. Martha, Paul (B), Pittsburgh. 2. Choice to Chicago. 2-a. Kelly, Jim (E), Notre Dame (choice from Chicago). 3. Baker, Ralph (LB), Penn State. 4. McGee, Ben (T), Jackson St. 5. Alley, T. W. (T), William & Mary. 6. Gibson, Tom (G), So. Carolina. 7. Smith, Bobby (B), No. Texas St. 8. Carrington, Bob (B), No. Carolina College. 9. Nichols, Bob (T), Stanford. 10. Choice to Cleveland. 11. Soleau, Bob (G), William & Mary. 12. Sherman, Bob (B), Iowa. 13. Baker, Glenn (T), Washington St. 14. Jenkins, Tom (G), Ohio St. 15. Brown, Barry (E), Florida. 16. Kesler, Ed (B), No. Carolina. 17. Shaw, Dennis (C), Detroit. 18. Dobbins, Oliver (B), Morgan St. 19. Marshall, Don (T), Lehigh. 20. Generalovich, Brian (E), Pittsburgh.

1963

1. Choice to Chicago. 2. Choice to Baltimore. 3. Choice to Green Bay. 4. Choice to Chicago. 5. Choice to Los Angeles. 6. Choice to Chicago. 7. Choice to Green Bay. 8. Atkinson, Frank (T), Stanford. 9. Carrington, Gene (T), Boston College. 10. Nelsen, Bill (QB), So. California. 11. Dixon, Hewitt (B), Florida A & M. 12. Curry, Roy (B), Jackson St. 13. Gray, Hal (LB), Los Angeles St. 14. Dickerson, Bob (E), Bethune-Cookman. 15. Szykowski, Matt (QB), Iowa. 16. Russell, Andy (LB), Missouri. 17. Stein, Tim (C), Miami (Ohio). 18. Bradshaw, Jim (B), Chattanooga. 19. Berg, Roger (T), St. Thomas (Minn.). 20. Trafant, Jim (QB), Pittsburgh.

1962

1. Ferguson, Bob (B), Ohio St. 2. Choice to Chicago. 3. Choice to Los Angeles. 4. Choice to Detroit. 5. Choice to Baltimore. 6. Choice to San Francisco. 7. Collins, Jack (B), Texas. 8. Ballman, Gary (B), Michigan St. 9. Powers, John (E), Notre Dame. 10. Vignali, Larry (G), Pitt. 11. Willis, Bob (E), California. 12. Mudie, Sam (QB), Rutgers. 13. Woodward, Dave (T), Auburn. 14. Whitaker, Jim (E), Nevada. 15. Hatch, Vern (E), No. Carolina College. 16. Pity, Bobby (QB), Baylor. 17. Tucker, Nat (B), Florida A & M. 18. Yarbrough, Darrell (T), Northwest Louisiana St. 19. Kuprok, John (E), Pittsburgh. 20. Knight, John (B), Valparaiso.

1961

1. Choice to San Francisco. 2. Pottos, Myron (LB), Notre Dame. 3. Choice to Detroit. 4. Choice to San Francisco. 5. Choice to Baltimore. 6. Choice to Los Angeles. 7. Hoak, Dick (B), Penn St. 8. Balthazar, George (T), Tennessee A & I. 9. Choice to San Francisco. 10. Mack, Bill (B), Notre Dame. 11. Clements, Skip (B), No. Carolina. 12. Jackunas, Frank (T), Detroit. 13. Choice to San Francisco. 14. Schmitz, Bob (LB), Montana St. 15. McConn, Ray (B), West Texas St. 16. Scott, Wilbert (B), Indiana. 17. Nofsinger, Terry (QB), Utah. 18. Simko, John (E), Augustana (S.D.). 19. Wyatt, Bernie (B), Iowa. 20. Jones, Mike (B), San Jose St.

1960

1. Spikes, Jack (B), TCU. 2. Choice to Cleveland. 3. Choice to Los Angeles. 4. Choice to Detroit. 5. Choice to St. Louis. 6. Choice to Los Angeles. 7. Dennis, Lonnie (G), Brigham Young. 8. Lanphear, Dan (G), Wisconsin. 9. Harms, Marshall (B), TCU. 10. Kapele, John (T), Brigham Young. 11. Choice to San Francisco. 12. Butler, Earl (T), No. Carolina. 13. Womack, Joe (B), Los Angeles St. 14. Keys, Brady (B), Colorado St. 15. Essennacker, Larry (T), Alma. 16. Ames, Dave (B), Richmond. 17. Chamberlain, Dale (B), Miami (Ohio). 18. Lee, Charley (T), Iowa. 19. Turley, Howard (E), Louisville. 20. Harshberger, George (T), Wichita.

STEELERS ALL-TIME DRAFTS

1959

1. Choice to San Francisco. 2. Choice to Detroit. 3. Choice to Los Angeles. 4. Choice to Los Angeles. 5. Choice to Green Bay. 6. Choice to Detroit. 7. Choice to Washington. 8. Barnett, Tom (B), Purdue. 9. Davis, Hal (G), Houston. 10. Ginnels, Riley (T), Georgia. 11. Curtis, Overtun (B), Utah. 12. Pavliska, Bill (B), Baylor. 13. Bohling, Dewey (B), Hardin-Simmons. 14. Peppercorn, John (E), Kansas. 15. Brodnax, John (B), LSU. 16. Carrioco, Bill (G), No. Texas. 17. Leeka, Bill (T), UCLA. 18. Senturion, John (T), So. California. 19. Kocurek, Dave (E), Wisconsin. 20. Hayes, Rudy (B), Clemson. 21. Green, Johnny (QB), Chattanooga. 22. Polk, Burley (T), Hardin-Simmons. 23. Davie, Emyle (B), McMurry (Tex.). 24. Farmer, Wayne (T), Purdue. 25. Miller, Ron (E), Vanderbilt. 26. Scott, John (T), Ohio St. 27. Tolar, Charley (B), Northwestern Louisiana. 28. Hall, Ronnie (B), Missouri Valley. 29. Loncar, Dick (T), Notre Dame. 30. Fierstad, Willus (B), Minnesota.

1958

1. Choice to San Francisco. 2. Krukut, Larry (B), West Virginia. 3. Krisher, Bill (G), Oklahoma. 4. Choice to Los Angeles. 5. Choice to Los Angeles. 6. Lasse, Dick (E), Syracuse. 7. Choice to Baltimore. 8. Choice to Detroit. 9. Choice to Detroit. 10. Campbell, Dick (D), Marquette. 11. Aldrich, Larry (E), Idaho. 12. Reed, Leroy (B), Mississippi. 13. Choice to San Francisco. 14. Jennings, Doyle (T), Oklahoma. 15. Sears, Ed (B), Florida. 16. Perkins, John (T), Mississippi Southern. 17. Lewis, Joe (T), Compton JC (Calif.). 18. Choice to Detroit. 19. Keady, Gene (B), Kansas St. 20. Johnson, George (T), Wake Forest. 21. Jones, Everett (G), Utah. 22. Thompson, Bill (E), Duke. 23. Trowbridge, Ken (B), No. Carolina St. 24. Roberts, Norm (E), E. Texas St. 25. Groce, Bill (B), No. Texas St. 26. Evans, Jon (E), Oklahoma A & M. 27. Dellinger, Floyd (B), Texas Tech. 28. Akin, Dean (E), Jacksonville St. (Ala.). 29. Fuquay, Mert (E), Baylor. 30. Scherer, Dick (E), Pittsburg.

1957

1. Dawson, Lenny (QB), Purdue. 2. Michael, Bill (T), Ohio St. 3. Owens, Don (T), Mississippi Southern. 4. Choice to Washington. 5. Richards, Perry (E), Detroit. 6. Volkert, George (B), Georgia Tech. 7. Johnson, Curley (B), Houston. 8. Choice to Chicago Bears. 9. Hutchings, Charley (T), Miami (Fla.). 10. Jelic, Ralph (B), Pittsburg. 11. Hughes, Dick (B), Tulsa. 12. Ellison, Vern (G), Oregon St. 13. Underwood, Dwayne (T), Oklahoma A & M. 14. Crawford, Jim (B), Wyoming. 15. Canil, Herman (T), Pittsburg. 16. Choice to Baltimore. 17. Salvaterra, Coryn (B), Pittsburg. 18. Bigbee, Len (E), E. Texas St. 19. Bennett, Phil (E), Miami (Fla.). 20. Szeahan, John (T), No. Carolina St. 21. Cichowski, Gene (QB), Indiana. 22. Thomas, Aurelius (G), Ohio St. 23. Pollock, Bob (T), Pittsburg. 24. Francis, Gary (E), Illinois. 25. Hinesley, Jim (E), Michigan St. 26. Swann, Bob (T), Vanderbilt. 27. Konkoly, Bob (B), Xavier. 28. Kolinsky, Frank (T), Tennessee. 29. Ramage, Tom (G), Utah St. 30. Sefer, Don (E), Arkansas St.

1956

Bonus Choice: Glick, Gary (B), Colorado St. 1. Davis, Art (B), Mississippi St. 2. Krupa, Joe (T), Purdue. 3. Taylor, Jim (C), Baylor. 4. Murley, Dick (G), Purdue. 5. Murakowski, Bill (B), Purdue. 6. Taylor, Ray (B), TCU. 7. Gaspari, Dick (C), George Washington. 8. Welman, Vere (G), Wichita. 9. Edmonds, Wayne (G), Notre Dame. 10. Baldacci, Lou (B), Michigan. 11. Choice to Detroit. 12. Tarasovic, Phil (E), Yale. 13. Holley, Weldon (B), Baylor. 14. Emmons, Jim (T), Alabama. 15. Choice to San Francisco. 16. Reed, Lionel (B), Cen. Oklahoma St. 17. Schmidt, Bill (G), Pittsburg. 18. Stephens, John (B), Holy Cross. 19. Jacobs, Jerry (G), Florida St. 20. Glatz, Fred (E), Pittsburg. 21. Martell, Gene (T), Notre Dame. 22. DiPasquale, Ray (B), Pittsburg. 23. Neft, Pete (QB), Pittsburg. 24. Ingram, Bryan (E), TCU. 25. O'Dell, Bill (B), Clemson. 26. Sweeney, Frank (G), Xavier. 27. Benson, Buddy (B), Arkansas. 28. DeGraaf, Bill (B), Cornell. 29. Thompson, Wes (T), Alabama.

1955

1. Varichione, Frank (T), Notre Dame. 2. Choice to Los Angeles. 3. Bernet, Ed (E), SMU. 4. Broussard, Fred (C), Texas A & M & Northwestern Louisiana. 5. Mason, George (T), Alabama. 6. Harkey, Lem (B), Emporia. 7. Reeve, Hal (T), Oregon. 8. Choice to Detroit. 9. Unlath, John (CB), Louisville. 10. Boyle, Terry (T), Cincinnati. 11. Eaton, Vic (QB), Missouri. 12. Cooke, Jim (E), Lincoln (Pa.). 13. Whitmer, Bob (B), Purdue. 14. Byrne, John (G), John Carroll. 15. Duckett, Ellis (B), Michigan St. 16. Vincent, Frank (C), Glenville St. (W.Va.). 17. Merchant, Ed (B), Miami (Ohio). 18. Maier, George (G), Marshall. 19. Smith Ed (B), Texas Southern. 20. Matykievicz, Lou (E), Iowa. 21. Phenix, Rees (T), Georgia Tech. 22. McCabe, Richie (B), Pittsburg. 23. Holz, Gordy (T), Minnesota. 24. Mayock, Mike (E), Villanova. 25. Bull, Charlie (G), Missouri. 26. Soltan, Jay (E), Minnesota. 27. Sanford, Bill (B), Hofstra. 28. Williams, Dave (G), Ohio St. 29. Sinclair, Bernie (E), Texas A & M. 30. Canuzzi, Jim (B), Marquette.

1954

1. Lattner, John (B), Notre Dame. 2. Stark, Pat (B), Syracuse. 3. Miner, Tom (E), Tulsa. 4. Choice to Los Angeles. 5. Choice to San Francisco. 6. Pepper, Laurin (B), Mississippi Southern. 7. O'Brien, Jack (E), Florida. 8. Cameron, Paul (B), UCLA. 9. Zombeck, Joe (E), Pittsburg. 10. Fisher, Bob (T), Tennessee. 11. Cimaroli, Lou (B), Pittsburg. 12. Fritz, Don (E), Cincinnati. 13. Lattner, Charley (C), Maryland. 14. Bradford, Roger (E), Waynesburg & Duquesne. 15. Drake, Tom (G), Chattanooga. 16. Krol, Gas (T), Detroit. 17. Fulmer, Joe (C), Oregon St. 18. Penza, Don (E), Notre Dame. 19. Rydald, Don (B), Utah. 20. Prender, Fred (B), W. Chester St. 21. Tassotti, Dan (T), Miami (Fla.). 22. Lapsley, John (G), Northeastern. 23. Pascarella, Joe (T), Penn St. 24. Flanagan, Jack (E), Deloit. 25. Barron, Jim (T), Mississippi St. & Tulsa. 26. Varaitis, Joe (B), Penn. 27. Yewick, Tom (B), Michigan St. 28. Bush, Joe (G), Notre Dame. 29. Fagan, Joe (T), John Carroll. 30. Sweat, Juel (B), Oklahoma.

1953

1. Marchbroda, Ted (QB), Detroit. 2. St. Bonaventure. 2. Johnson, John Henry (B), St. Marys (Cal.) & Arizona St. 3. Matuszak, Marv (LB), Tulsa. 4. Colterlyann, Lloyd (E), Maryland. 5. Gaone, Bob (T), Wake Forest. 6. Barton, Tom (G), Clemson. 7. Alderton, John (E), Maryland. 8. Perry, Lowell (E), Michigan. 9. Sarnese, Pat (T), Temple. 10. Holohan, Frank (T), Tennessee. 11. Choice to Chicago Bears. 12. Robertson, Jerry (B), Kansas. 13. Davis, Leo (E), Bradley. 14. Montgomery, Charley (T), Mississippi. 15. O'Neill, Bob (E), Notre Dame. 16. Zachary, John (B), Miami (Ohio). 17. Quinn, Reed (B), Florida. 18. Holben, Carl (T), Duke. 19. Williams, John (B), Louisville. 20. Hayley, Wil Lee (E), Auburn. 21. Earley, Don (G), So. Carolina. 22. O'Connor, Ed (T), Maryland. 23. Correll, Ray (G), Ken-Lucky. 24. Schneidenbach, Bob (B), Miami (Fla.). 25. Hampel, Vic (E), Houston. 26. McLaren, Jack (E), Bethune-Cookman. 27. Delaney, Jack (B), Cincinnati. 28. Cimini, Joe (T), Mississippi St. 29. Massaro, Art (B), W & J. 30. Tepe, Lou (C), Duke.

1952

1. Modzelewski, Ed (B), Maryland. 2. Tarasovic, George (C), LSU. 3. Wadiak, Steve (B), So. Carolina. 4. Geardling, Jack (T), Xavier. 5. Choice to Chicago Bears. 6. Choice to Los Angeles. 7. Hipps, Claude (B), Georgia. 8. Choice to Chicago Bears. 9. Payne, Hurky (B), Tennessee. 10. Gilmartin, George (B), Xavier. 11. Spinks, Jack (B), Alcorn A & M. 12. McFadden, Marv (T), Michigan St. 13. Flood, Dave (B), Notre Dame. 14. Davis, June (G), Texas. 15. Pivrotto, Dick (B), Princeton. 16. Ladygo, Pete (G), Maryland. 17. Smithwith, Pat (E), St. Norberts. 18. MacDonald, Andy (B), Cen. Michigan. 19. Kerkerian, Gary (QB), Stanford. 20. Simeone, Dan (T), Villanova. 21. Babcock, Harry (E), Georgia. 22. Byrne, Bob (B), Montana St. 23. Pollock, Vic (B), Army. 24. Bestwick, Bob (QB), Pittsburg. 25. Robinson, Bill (B), Lincoln (Mo.). 26. Wilson, Bobby (B), Alabama. 27. Doyle, Skip (B), Ohio St. 28. Hanifan, Jerry (B), St. Bonaventure. 29. Warner, Chris (E), Pittsburg. 30. Kissel, Ed (B), Wake Forest.

1951

1. Avinger, Clarence (B), Alabama. 2. Orlmann, Chuck (B), Michigan. 3. Sulina, George (E), Boston University. 4. French, Barry (T), Purdue. 5. Sampson, Floyd (B), McMurry. 6. Dodrill, Dale (G), Colorado A & M. 7. Matthews, Ray (B), Clemson. 8. Minarik, Hank (E), Michigan St. 9. Schweder, John (G), Penn. 10. Salata, Paul (E), So. California. 11. McCitcheon, Joe (G), Washington & Lee. 12. Brandt, Jim (B), St. Thomas (Minn.). 13. Szabo, Bill (T), Bucknell. 14. Mizerany, Mike (G), Alabama. 15. Webb, Clay (B), Kentucky. 16. Oberg, Lambert (C), Trinity (Conn.). 17. Ghelmann, Ted (T), William & Mary. 18. Field, Pat (B), Georgia. 19. Pavlikowski, Bill (B), Boston University. 20. Donnelly, Tom (T), Holy Cross. 21. Cheatham, Ernie (T), Loyola (Cal.). 22. Hendley, Dick (B), Clemson. 23. Minor, Joe (E), John Carroll. 24. Alois, Art (C), San Francisco. 25. Calvin, Tommy (B), Alabama. 26. Pearman, Bill (G), Tennessee. 27. Radcliffe, Bob (B), Wisconsin. 28. Hansen, Howie (B), UCLA. 29. Smith, Fred (E), Tulsa. 30. Grubbe, John (E), Tennessee.

1950

1. Chandrois, Lynn (B), Michigan St. 2. Stautner, Ernie (T), Boston College. 3. Hughes, George (G), William & Mary. 4. Choice to Chicago Bears. 5. Allen, Lou (T), Duke. 6. Mattson, Ed (B), Trinity (Texas). 7. Smith, Truett (B), Mississippi St. & Wyoming. 8. Rogel, Fran (B), Penn St. 9. Druen, Max (T), Tulane. 10. Choice to Chicago Cards. 11. Williams, Charley (E), San Houston St. 12. Choice to Chicago Cards. 13. Norton, Negley (T), Penn St. 14. Kynes, Jim (C), Florida. 15. Russell, Harry (B), San Jose St. 16. Barkowski, Bernie (G), Pittsburg. 17. Bodine, Al (B), Georgia. 18. Powell, Kenneth (E), No. Carolina. 19. Gaul, Frank (T), Notre Dame. 20. DeNoia, Mike (B), Scranton. 21. Tomlinson, Dick (G), Kansas. 22. Burak, Stan (B), George Washington. 23. Kersius, Walt (E), Illinois. 24. Weaver, John (G), Miami (Ohio). 25. Numbers, Bob (C), Lehigh. 26. Vaccaro, Nick (B), Florida. 27. Kreiser, Elmer (E), Bloomsburg St. 28. Diehl, Jerry (B), Idaho. 29. DePasqua, Carl (B), Pittsburg. 30. Hudak, Ed (T), Notre Dame.



STEELERS ALL-TIME DRAFTS

1949

1. Gage, Bobby (B), Clemson. 2. Davis, Harper (B), Mississippi St. 3. Walsh, Bill (C), Notre Dame. 4. Geri, Joe (B), Georgia. 5. Long, Bill (E), Oklahoma A & M. 6. Brightwell, Doug (C), TCU. 7. Talario, Bill (B), Penn. 8. Brown, George (G), TCU. 9. Brennan, Tom (T), Boston College. 10. Hood, Bob (E), Alabama. 11. Sanders, Al (C), Mississippi Southern. 12. Finks, Jimmy (B), Tulsa. 13. Walston, R. R. (G), No. Texas St. 14. Moon, Dave (B), SMU. 15. Sobczak, Ed (E), Michigan. 16. Snell, Denyard (T), Auburn. 17. Kissell, Veto (B), Holy Cross. 18. Shipman, Clint (T), E. Texas St. 19. McBride, Jack (E), Rice. 20. Mann, Ben (G), Mississippi. 21. Jackura, Bill (C), Georgia. 22. Johnson, Lloyd (B), W. Texas St. 23. Owens, Jim (E), Oklahoma. 24. Snowden, Ivan (T), Texas A & I. 25. Goff, Bobby (B), Texas A & M.

1948

1. Edwards, Dan (E), Georgia. 2. Nuzum, Jerry (B), New Mexico A & M. 3. Wozniak, John (G), Alabama. 4. Gasparella, Joe (QB), Notre Dame. 5. Long, Bill (B), Penn. 6. Cooper, Jim (C), No. Texas St. 7. Ryan, Ed (E), St. Mary's (Cal.). 8. Deranek, Dick (B), Indiana. 9. Redfield, Paul (T), Colgate. 10. Papach, George (B), Purdue. 11. Fincal, Tom (E), Princeton. 12. Lane, Clayton (T), New Hampshire. 13. Mazuca, Dick (G), Canisius. 14. McPeak, Bill (E), Pittsburgh. 15. Messoline, Frank (B), Scranton. 16. Lane, Tom (T), Muhlenburg. 17. Barbolak, Pete (T), Purdue. 18. Fogler, Fred (B), Duke. 19. Snyder, Charley (T), Marshall. 20. Stevens, Tally (E), Utah. 21. Norman, Dike (C), Washington & Lee. 22. Simmons, Floyd (B), Notre Dame. 23. Hausser, Paul (T), Wichita. 24. Ramsay, Bob (B), SMU. 25. Whitlow, Felton (T), No. Texas St. 26. Bowen, Dimky (B), Georgia Tech. 27. Gibron, Abe (G), Purdue. 28. Hilkene, Bruce (T), Michigan. 29. Zuchowski, Ted (T), Toledo. 30. DeMatteo, Tony (B), Pittsburgh.

1947

1. Bechtel, Hub (E), Texas. 2. Mastrangelo, John (G), Notre Dame. 3. Wydo, Frank (T), Cornell. 4. Aschenbrenner, Frank (B), Northwestern. 5. Meeks, Bryant (C), So. Carolina. 6. Shipkey, Jerry (B), UCLA. 7. Vander Clute, Bert (G), Wesleyan. 8. Gibson, Paul (E), No. Carolina St. 9. Modd, Jack (C), Wesleyan. 10. Fitch, Jack (B), No. Carolina. 11. Parseghian, Ara (B), Miami (Ohio). 12. Moore, Bill (T), Penn St. 13. Bruno, Larry (B), Geneva. 14. Jenkins, Ralph (C), Clemson. 15. Nickel, Elbie (E), Cincinnati. 16. Cregar, Bill (C), Holy Cross. 17. Mulready, Jerry (B), No. Dakota St. 18. Smith, Warren (T), Kansas Wesleyan. 19. Hamilton, Fred (T), Vanderbilt. 20. Taylor, Fred (E), TCU. 21. Bushmaier, Binks (B), Vanderbilt. 22. Davis, Paul (B), Otterbein. 23. Kalmar, Tommy (B), Pitt & Nevada. 24. Mohr, Don (E), Baldwin-Wallace. 25. Young, Art (G), Dartmouth. 26. Sazio, Ralph (T), William & Mary. 27. Pitzer, Dick (E), Army. 28. Stalloni, Tom (T), Delaware. 29. DiFrancesca, Vince (G), Northwestern. 30. Lahr, Warren (B), Western Reserve.

1946

1. Blanchard, Doc (B), Army. 2. Clark, George (B), Duke. 3. Rowe, Harmon (B), Baylor & San Francisco. 4. Tepsic, Joe (B), Penn St. 5. Seifering, Jack (B), Utah St. 6. Woods, Marion (G), Clemson. 7. Reinhardt, Tom (T), Minnesota. 8. Ponsetto, Joe (B), Michigan. 9. Evans, Bob (B), Penn. 10. Bowl, Mel (B), Central Iowa. 11. Holloway, Doc (G), William & Mary. 12. Owen, Carroll (B), Catawba. 13. Poppin, George (T), New Mexico. 14. McCain, Bob (E), Mississippi. 15. Tallchief, Tom (T), Oklahoma. 16. Perl, Al (B), Youngstown & Georgia. 17. Lopez, Russ (C), West Virginia. 18. Garnson, Charles (G), Wake Forest. 19. Cloud, Bill (T), Temple. 20. Garbinski, Mike (B), Penn St. 21. Loiacono, Charley (C), Lafayette. 22. Johnson, George (T), Pittsburgh. 23. Leitheiser, Bill (G), Duke. 24. Adams, Roger (C), Florida. 25. Verkins, Bob (B), Tulsa. 26. Castle Clarence (B), Mississippi. 27. Manno, March (T), Penn State. 28. Hansen, Bob (E), UCLA. 29. Graves, Larry (T), Newberry. 30. Bruce, Gall (E), Washington.

1945

1. Duhart, Paul (B), Florida. 2. Dugger, Jack (E), Ohio St. 3. Dellastatous, Bill (B), Missouri. 4. Adams, Roger (C), Florida. 5. Mehelich, Chuck (E), Duquesne. 6. Browning, Greg (E), Denver. 7. Wolak, Mike (B), Duquesne. 8. Hughes, Tom (T), Purdue & Missouri. 9. Pense, Leon (B), Arkansas. 10. Brandau, Art (C), Tennessee. 11. Ball, Ray (B), Holy Cross. 12. Basiline, Frank (B), Duquesne. 13. Monahan, John (E), Dartmouth. 14. Odelli, Mel (B), Duquesne. 15. Choice to Chicago Bears. 16. Ungles, Jim (B), Kansas St. 17. Itzel, John (B), Pittsburgh. 18. Wozicki, Alex (B), Holy Cross. 19. Landigan, Jim (T), Holy Cross & Dartmouth. 20. Lilienthal, Bill (T), Villanova. 21. Price, Art (B), Rutgers. 22. Maimberg, Don (B), UCLA. 23. Hartwell, Everette (E), Auburn. 24. Cain, Ed (B), Rice. 25. Caraccini, Angelo (B), Pittsburgh. 26. Burns, Ed (B), Boston College. 27. Slough, Glen (T), Duke. 28. Marsh, Jim (T), Oklahoma A & M. 29. Grant, Ralph (B), Bucknell. 30. Kondria, John (T), St. Vincent.

1944

1. Podesto, Johnny (B), St. Mary's (Cal.). 2. Odell, Bob (B), Penn. 3. Gantt, Bob (E), Duke. 4. McCaffray, Art (T), Santa Clara & College of Pacific. 5. Owen, George (G), Wake Forest. 6. Savage, Dan (B), Brown. 7. Freitas, Jess (B), Santa Clara. 8. Titus, George (C), Holy Cross. 9. Stofko, Ed (B), St. Francis. 10. Jansante, Val (E), Duquesne. 11. Buda, Carl (G), Tulsa. 12. Gray, Sam (E), Tulsa. 13. Longacre, Bob (B), William & Mary. 14. Zetty, Les (E), Muhlenburg. 15. Myers, Jim (G), Tennessee. 16. Gottlieb, Joe (B), Duquesne. 17. Davis, Hugh (B), Michigan St. 18. Sullivan, Bill (E), Villanova. 19. Woodside, Jimmy (C), Temple. 20. Miller, Bill (B), Penn. 21. Lawson, Bob (E), Holy Cross. 22. Caver, Hank (B), Presbyterian. 23. Carter, Paul (T), Michigan St. 24. Holben, Chick (T), Muhlenburg. 25. Tippet, Howard (B), Iowa St. 26. Maimberg, Charley (T), Rice. 27. Ashbaugh, Russ (B), Notre Dame. 28. Petroski, Pat (G), Miami (Fla.). 29. Tosti, Joe (E), Scranton. 30. Seelinger, Len (B), Wisconsin.

1943

1. Daley, Bill (B), Minnesota. 2. Russell, Jack (E), Baylor. 3. Connolly, Harry (B), Boston College. 4. Sossamon, Lou (C), So. Carolina. 5. Ratto, Al (C), St. Mary's (Cal.). 6. Curry, Ray (E), St. Mary's (Cal.). 7. Murphy, Ed (E), Holy Cross. 8. Dwell, Dick (B), Rice. 9. Wukits, Al (C), Duquesne. 10. Repko, Joe (T), Boston College. 11. Boltrax, Pete (T), No. Carolina St. 12. Shekman, Mort (G), Penn. 13. Crain, Milt (B), Baylor. 14. Kiebas, Max (B), Duquesne. 15. Skorch, Nick (G), Cincinnati. 16. Field, Jackie (B), Texas. 17. Bucek, Felix (G), Texas A & M. 18. Walsh, Johnny (B), Penn. 19. Compagno, Tony (B), St. Mary's (Cal.). 20. Zapalac, Willie (B), Texas A & M. 21. Bain, George (T), Oregon St. 22. Wynne, Clay (T), Arkansas. 23. Cibulas, Joe (T), Duquesne. 24. Yambrik, Jack (C), Western Michigan. 25. Freeman, Jack (G), Texas. 26. Goodie, Joe (B), Duquesne. 27. Durishan, Jack (T), Pittsburgh. 28. Lobpies, Fritz (G), Texas. 29. Jones, Art (B), Haverford. 30. Ruman, Bob (B), Arizona.

1942

1. Dudley, Bill (B), Virginia. 2. Martin, Vern (B), Texas. 3. Casanaga, Ken (B), Santa Clara. 4. Kutner, Mal (E), Texas. 5. Sandig, Curt (B), St. Mary's (Tex.). 6. Greene, Charley (T), Tulsa. 7. Butler, Johnny (B), Tennessee. 8. Spendlove, Floyd (T), Utah. 9. Chase, Rayburn (B), Missouri. 10. Steele, Ernie (B), Washington. 11. Wood, Thornley (B), Columbia. 12. Roach, Bill (E), TCU. 13. Holt, Wayne (G), Tulsa. 14. Mosher, Clure (C), Louisville. 15. Law, Hubbard (B), Sam Houston. 16. Tomasic, Andy (B), Temple. 17. Chamberlain, Garth (T), Brigham Young. 18. Rokisky, John (E), Duquesne. 19. Jenkins, Ray (B), Colorado. 20. Kapriva, Frank (G), Wake Forest.

1941

1. Gladofuk, Chet (C), Boston College. 2. Knoll, Johnny (B), Creighton. 3. Ringgold, Jim (B), Wake Forest. 4. Sears, Vic (T), Oregon St. 5. Suffridge, Bob (G), Tennessee. 6. Robert, Jim (C), Marshall. 7. Eirod, Ervin (E), Mississippi St. 8. Fritz, Ralph (G), Michigan. 9. Uremovich, Emil (T), Indiana. 10. Severin, Paul (E), No. Carolina. 11. Cotton, Russ (B), Texas Mines. 12. Goree, J. W. (G), LSU. 13. Elber, John (T), Kentucky. 14. McAfee, Wes (B), Duke. 15. Fox, Terry (B), Miami (Fla.). 16. Cornwall, Bill (T), Furman. 17. Kerr, George (G), Boston College. 18. Bjorklund, Bob (E), Minnesota. 19. Castiglia, Jim (B), George-town. 20. Landsberg, Mort (B), Cornell.

1940

1. Eakin, Kay (B), Arkansas. 2. Wenzel, Ralph (E), Tulane. 3. Kieck, George (B), Bucknell. 4. Ivy, Frank (E), Oklahoma. 5. Goff, Clark (T), Florida. 6. Bykowski, Frank (G), Purdue. 7. Cignetti, Pete (B), Boston College. 8. Nary, Carl (G), Duquesne. 9. Boisseau, Dick (T), Washington & Lee. 10. Shu, Paul (B), VMI. 11. Cox, Cary (C), Alabama. 12. Pirro, Rocco (B), Catholic. 13. Noppenberg, John (B), Miami (Fla.). 14. Stubler, Nick (T), Santa Clara. 15. McCarthy, Ray (B), Santa Clara. 16. Gajek, John (C), Penn St. 17. Sullivan, Mike (E), No. Carolina St. 18. Daly, Seaton (T), Gonzaga. 19. Harvey, Thad (T), Notre Dame. 20. Katzenstein, Marvin (T), Colorado Mines.

1939

1. Choice to Chicago Bears. 2. Choice to Brooklyn. 3. Patterson, Bill (B), Baylor. 4. McCullough, Hugh (B), Oklahoma. 5. Wheeler, Ernie (B), No. Dakota St. 6. Boyd, Sam (E), Baylor. 7. Palumbo, Eddie (B), Detroit. 8. Nelson, Ole (E), Michigan St. 9. Petro, Steve (G), Pittsburgh. 10. Lee, Jack (B), Carnegie Tech. 11. Tomasetti, Lou (B), Bucknell. 12. Cochran, Denny (B), St. Louis. 13. Hoffman, Fabian (E), Pittsburgh. 14. Clary, Ed (B), So. Carolina. 15. Tost, John (C), Niagara. 16. Leznuski, Al (G), Pittsburgh. 17. Longhi, Ed (C), Notre Dame. 18. Shrik, Dave (E), Kansas. 19. Peters, Frank (E), Washington. 20. Sheldrake, Tom (E), Washington.

1938

1. White, Byron (B), Colorado. 1-a. Filchick, Frankie (B), Indiana. 2. Choice to New York. 2-a. Choice to Detroit. 3. Midler, Lou (T), Minnesota. 4. Platikis, George (E), Duquesne. 5. King, Ray (E), Minnesota. 6. Burnette, Tom (B), No. Carolina. 7. McDonough, Paul (E), Utah. 8. McCarty, Pat (C), Notre Dame. 9. Choice to Cleveland. 10. Choice to Chicago Cards.



STEELERS ALL-TIME DRAFTS

1937

1. Basrak, Mike (C), Duquesne. 2. Finley, Bob (B), SMU. 3. Breeden, Bill (E), Oklahoma. 4. Hewes, Bo (B), Oklahoma. 5. Frye, Jack (B), Missouri. 6. Roach, Walt (E), TCU. 7. Haines, Byron (E), Washington. 8. Kordick, Marty (G), St. Mary's (Cal.). 9. Patanelli, Matt (E), Michigan. 10. Nevers, Stan (T), Kentucky.

1936

1. Shakespeare, Bill (B), Notre Dame. 2. Barnum, Len (B), West Virginia Wesleyan. 3. Grayson, Bobby (B), Stanford. 4. Spain, Truman (T), SMU. 5. Sanderfur, Wayne (B), Purdue. 6. Orr, Maurice (T), SMU. 7. Peters, Marty (E), SMU. 8. Karpowich, Ed (T), Catholic. 9. Meglen, Joe (B), Georgetown.

(Note: overall identifies the number of the Steelers' first round selection)

STEELERS QUARTERBACKS' STARTING RECORDS (1969-2004 Regular-Season Only)

1969	Record
Player	
Terry Hanratty	0-5

1970	Record
Player	
Terry Hanratty	2-4
Terry Bradshaw	3-5

1971	Record
Player	
Terry Hanratty	1-0
Terry Bradshaw	5-8

1972	Record
Player	
Terry Hanratty	0-0
Terry Bradshaw	11-3
Joe Gilliam	0-0

1973	Record
Player	
Terry Hanratty	2-2
Terry Bradshaw	8-1
Joe Gilliam	0-1

1974	Record
Player	
Terry Hanratty	1-0
Terry Bradshaw	5-2
Joe Gilliam	4-1-1

1975	Record
Player	
Terry Hanratty	0-0
Terry Bradshaw	12-2
Joe Gilliam	0-0

1976	Record
Player	
Terry Bradshaw	4-4
Mike Kruczek	6-0

1977	Record
Player	
Terry Bradshaw	9-5
Mike Kruczek	0-0
Cliff Stoudt	0-0

1978	Record
Player	
Terry Bradshaw	14-2
Mike Kruczek	0-0
Cliff Stoudt	0-0

1979	Record
Player	
Terry Bradshaw	12-4
Mike Kruczek	0-0
Cliff Stoudt	0-0

1980	Record
Player	
Terry Bradshaw	9-6
Cliff Stoudt	0-1
Mark Malone	0-0

1981	Record
Player	
Terry Bradshaw	8-6
Cliff Stoudt	0-0
Mark Malone	0-2

1982	Record
Player	
Terry Bradshaw	6-3
Cliff Stoudt	0-0
Mark Malone	0-0

1983	Record
Player	
Terry Bradshaw	1-0
Cliff Stoudt	9-6
Mark Malone	0-0

1984	Record
Player	
David Woodley	3-4
Mark Malone	6-3
Scott Campbell	0-0

1985	Record
Player	
David Woodley	4-2
Mark Malone	3-5
Scott Campbell	0-2

1986	Record
Player	
Mark Malone	6-8
Scott Campbell	0-0
Bobby Brister	0-2

1987	Record
Player	
Mark Malone	6-6
Bobby Brister	0-0
Steve Bono	2-1

1988	Record
Player	
Bobby Brister	4-9
Todd Blackledge	1-2
Steve Bono	0-0

1989	Record
Player	
Bobby Brister	8-6
Todd Blackledge	1-1

1990	Record
Player	
Bobby Brister	9-7

1991	Record
Player	
Bobby Brister	5-3
Neill O'Donnell	2-6

1992	Record
Player	
Bobby Brister	2-2
Neill O'Donnell	9-3



1993	Record
Player	
Neill O'Donnell	9-6
Mike Tomczak	0-1

1994	Record
Player	
Neill O'Donnell	10-4
Mike Tomczak	2-0

1995	Record
Player	
Neill O'Donnell	9-3
Mike Tomczak	2-2
Jim Miller	0-0

1996	Record
Player	
Mike Tomczak	10-5
Jim Miller	0-1
Kordell Stewart	0-0

1997	Record
Player	
Mike Tomczak	0-0
Kordell Stewart	11-5

1998	Record
Player	
Mike Tomczak	0-0
Kordell Stewart	7-9

1999	Record
Player	
Mike Tomczak	1-4
Kordell Stewart	5-6

2000	Record
Player	
Kordell Stewart	7-4
Kent Graham	2-3

2001	Record
Player	
Kordell Stewart	13-3
Tommy Maddox	0-0

2002	Record
Player	
Kordell Stewart	3-2
Tommy Maddox	7-3-1
Charlie Balch	0-0

2003	Record
Player	
Tommy Maddox	6-10
Charlie Balch	0-0

2004	Record
Player	
Tommy Maddox	2-1
Ben Roethlisberger	13-0
Brian St. Pierre	0-0

STEELERS ALL-TIME HEAD COACHES

Coach (Years)	Overall**	Record
Austin, Bill (1966-68)	11-28-3	(.298)
Bach, Joe (1935-36, 52-53)	21-27-0	(.438)
Bell, Bert (1941)	0-2-0	(.000)
Cowher, Bill (1992-04)	138-86-1	(.613)
DiMeio, Luby (1934)	2-10-0	(.167)
Donelli, Aldo (1941)	0-5-0	(.000)
Douds, Forrest (1933)	3-6-2	(.364)
Kiesling, Walter (1939-40, 41-44*, 54-56)	30-55-5	(.361)
Leonard, Jim (1945)	2-8-0	(.200)
McNally, Johnny "Blood" (1937-39)	6-19-0	(.240)
Michelosen, Johnny (1948-51)	20-26-2	(.438)
Nixon, Mike (1965)	2-12-0	(.143)
Noll, Chuck (1969-1991)	209-158-1	(.572)
Parker, Raymond (1957-64)	51-48-6	(.514)
Sutherland, Jock (1946-47)	13-10-1	(.563)
Total	508-498-21	(.505)

*Kiesling was co-head coach with Greasy Neale in 1943 (Phil.-Pitt.) and with Phil Handler in 1944 (Card.-Pitt.).

** Record includes postseason.

STEELERS ALL-TIME ROSTER — 1933-2004

A

Abercrombie, Walter [RB], Baylor	1982-87
Adamchik, Ed [T], Pitt	1967
Adams, Bob [TE], Pacific	1969-71
Adams, Mike [WR], Texas	1997
Adams, Paul [C], Morehead Teachers	1947
Agajanian, Ben [K], New Mexico	1945
Alban, Dick [E], Northwestern	1956-59
Alberghini, Tom [G], Holy Cross	1945
Albrecht, Art [C/OT], Wisconsin	1942
Alderton, John [E], Maryland	1953
Alexander, Brent [S], Tennessee State	2000-03
Allen, Chuck [LB], Washington	1970-71
Allen, Dwane [LB], Santa Ana	1965
Allen, Jim [DB], UCLA	1974-77
Allen, Lou [T], Duke	1950-51
Alley, Don [WR], Adams State	1969
Allred, John [TE], Southern California	2002
Alston, Lyneal [WR], Southern Mississippi	1987
Andabaker, Rudy [G], Pitt	1952, 54
Anderson, Anthony [RB], Temple	1979
Anderson, Art [T], Idaho	1963
Anderson, Chet [E], Minnesota	1967
Anderson, Fred [DE], Prairie View A&M	1978
Anderson, Gary [K], Syracuse	1982-94
Anderson, Jesse [TE], Miss. State	1992
Anderson, Larry [DB], Louisiana Tech	1978-81
Anderson, Melvin [WR], Minnesota	1987
Anderson, Ralph [DB], W. Texas St.	1971-72
Apke, Steve [LB], Pitt	1987
Arndt, Al [G], South Dakota State	1935
Arndt, Dick [T], Idaho	1967-70
Arnold, David [CB], Michigan	1989
Arnold, Jahine [WR], Fresno State	1996-98
Arnold, Jay [QB], Texas	1941
Artman, Corvan [T], Stanford	1933
Asbury, Willie [B], Kent State	1966-68
Askson, Burt [DE], Texas Southern	1971
Atkinson, Frank [T], Stanford	1963
August, Steve [OT], Tulsa	1974
Augusterfer, Gene [B], Catholic U.	1935
Austin, Ocie [DB], Utah State	1970-71
Avery, Steve [FB], Northern Michigan	1994-95
Aydelette, Buddy [OT/C], Alabama	1987

B

Badar, Rich [QB], North Carolina	1967
Bahr, Matt [K], Penn State	1979-80
Bailey, Henry [WR], UNLV	1997-98
Bailey, Rodney [DE], Ohio State	2001-03
Baker, Conway [T], Centenary	1944**
Baker, Ed [E], Washington State	1953
Baker, John [E], N. Carolina College	1963-67
Baker, Tim [WR], Texas Tech	2001
Baldacci, Lou [B], Michigan	1956
Ballman, Gary [B], Michigan State	1962-66
Balog, Bob [C], Denver	1949-50
Banaszak, John [DE/DT], E. Michigan	1975-81
Bankston, Warren [RB], Tulane	1969-72
Barbolak, Pete [T], Purdue	1949
Barnes, Johnnie [WR], Hampton University	1955
Barnes, Reggie [LB], Oklahoma	1993
Barnett, Tom [B], Purdue	1959-60
Barry, Fred [DB], Boston College	1970
Bartaanen, Jim [C], Michigan	1938
Bartlett, Earl [B], Centre	1939
Basrak, Mike [C], Duquesne	1937-38
Bassi, Dick [G], Santa Clara	1941
Batch, Charlie [QB], Eastern Michigan	2002-04
Battaglia, Marco [TE], Rutgers	2002

Battles, Ainsley [S], Vanderbilt	2000, 04
Beams, Byron [T], Notre Dame	1959-60
Beasley, Tom [DE/DT], Virginia Tech	1978-83
Beatty, Charles [DB], N. Texas St.	1969-72
Beatty, Ed [C], Mississippi	1957-61
Becker, Wayland [E], Marquette	1939
Behning, Mark [OT], Nebraska	1986
Bell, Kendrick [LB], Georgia	2001-04
Bell, Myron [S], Michigan State	1994-97, 2000-01
Bell, Richard [RB], Nebraska	1990
Bell, Theo [WR], Arizona	1976, 78-80
Bentley, Albert [RB], Miami (Fla.)	1992
Bernet, Ed [E], SMU	1955
Best, Greg [S], Kansas State	1983
Bettis, Jerome [RB], Notre Dame	1996-04
Bettis, Tom [LB], Purdue	1962
Billock, Frank [G], St. Mary's of Minn.	1937
Bingham, Craig [LB], Syracuse	1982-84, 87
Binotto, John [B], Duquesne	1942
Bishop, Don [B], Los Angeles Col.	1958-59
Bishop, Harold [TE], Louisiana State	1998
Bivins, Charles [B], Morris Brown	1967
Blackledge, Todd [QB], Penn State	1988-89
Blackwell, Will [WR], San Diego St.	1997-01
Blankenship, Brian [G], Nebraska	1987-91
Blankenship, Greg [LB], Cal. St. (Hay.)	1976
Bleier, Rocky [RB], Notre Dame	1968, 1970-80
Blount, Mel [CB], Southern	1970-83
Bohannon, Fred [S/CB], Mass. Val. St.	1982
Bolkovac, Nick [T], Pitt	1953-54
Bond, Randall [QB], Washington	1939
Bonelli, Eric [B], Pitt	1946
Bono, Steve [QB], UCLA	1987-88
Booth, Clarence [B], SMU	1944**
Borkin, Kirk [TE], Arkansas	1996-97
Boures, Emil [C/G], Pitt	1982-86
Bova, Tony [E], St. Francis	1942, 43*, 44**, 45-47
Bowers, R.J. [RB], Grove City	2001
Bowman, Bill [B], William & Mary	1957
Boyd, Sam [E], Baylor	1939-40
Boyle, Jim [OT], Tulane	1987-88
Boyle, Shorty [E]	1934
Bradley, Ed [LB], Wake Forest	1972-75
Bradshaw, Charles [T], Baylor	1961-66
Bradshaw, Jim [B], Chattanooga	1963-67
Bradshaw, Terry [QB], La. Tech	1970-83
Brady, Jeff [LB], Kentucky	1991
Brady, Pat [B], Nevada	1952-54
Brandau, Art [C], Tennessee	1945-46
Brandt, Jim [B], St. Thomas	1952-54
Bray, Maurice [T], SMU	1935-36
Breedlove, Rod [LB], Maryland	1965-68
Brederon, Bill [B], Oklahoma	1937
Breen, Gene [LB], Virginia Tech	1965-66
Brett, Ed [E], Washington State	1936-37
Brewster, Pete [E], Purdue	1959-60
Brister, Bubby [QB], Northeast La.	1986-92
Britt, Jessie [WR], North Carolina A&T	1986
Britt, Ralph [TE], North Carolina State	1987
Brooks, Barrett [T], Kansas State	2003-04
Broussard, Fed [C], Texas A & M	1955
Brovelli, Angelo [QB], St. Mary's (Cal.)	1933-34
Brown, Anthony [T], Utah	1999
Brown, Chad [LB], Colorado	1993-96
Brown, Chris [CB/S], Notre Dame	1974-85
Brown, Dante [RB], Memphis	2003-04
Brown, Dave [DB], Michigan	1975
Brown, Dee [RB], Syracuse	2003
Brown, Ed [QB], San Francisco	1962-65
Brown, Ernie [DL], Syracuse	1999
Brown, J. B. [DB], Maryland	1997
Brown, John [T], Syracuse	1967-72



STEELERS ALL-TIME ROSTER — 1933-2004

Brown, Kris [K], Nebraska	1999-01
Brown, Lance [CB], Indiana	1998-99
Brown, Larry [TE/OT], Kansas	1971-84
Brown, Tom [E], William & Mary	1942
Brown, William [QB], Texas Tech	1945
Browning, Greg [E], Denver	1947
Bruder, Henry [QB], Northwestern	1940
Bruener, Mark [TE], Washington	1995-03
Brumbaugh, Boyd [B], Duquesne	1939-41
Brumfield, Jim [RB], Ind. St. (Ind.)	1971
Brundage, Dewey [E], Brigham Young	1954
Brune, Fred [B], Ohio State	1956-57
Bruno, John [P], Penn State	1987
Bryant, Hubie [WR], Minnesota	1970
Bucek, Felix [G], Texas A & M	1946
Buckner, Brentson [DE], Clemson	1994-96
Buda, Carl [G], Tulsa	1945
Bukich, Rudy [QB], Southern Cal.	1960-61
Bulger, Chester [T], Auburn	1944**
Bullocks, Amos [B], Southern Illinois	1966
Burleson, John [G], SMU	1933
Burnett, Len [DB], Oregon	1961
Burnette, Tom [B], North Carolina	1938
Burrell, John [E], Rice	1962-64
Burress, Plaxico [WR], Michigan State	2000-04
Butler, Bill [DB/KR], Chattanooga	1961
Butler, Jack [B], St. Bonaventure	1951-59
Butler, John [B], Edward Waters	1965-67
Butler, John [B], Tennessee	1943-44
Bykowski, Frank [G], Purdue	1940

C

Cabrelli, Larry [E], Colgate	1943*
Calcagni, Ralph [T], Pennsylvania	1947
Caliguire, Dean [G/C], Pittsburgh	1991-92
Call, John [B], Colgate	1959
Calland, Lee [DB], Louisville	1969-72
Calloway, Chris [WR], Michigan	1990-91
Calvin, Tom [B], Alabama	1952-54
Cameron, Paul [B], UCLA	1954
Campbell, Bob [RB], Penn State	1969
Campbell, Don [T], Carnegie Tech	1939-41
Campbell, Glenn [E], Emporia State	1935
Campbell, John [LB], Minnesota	1965-69
Campbell, Leon [B], Arkansas	1955
Campbell, Ray [LB], Marquette	1958-60
Campbell, Russ [TE], Kansas State	1992
Campbell, Scott [QB], Purdue	1984-86
Canale, Rocco [G], Boston College	1943*
Capers, Wayne [WR], Kansas	1983-84
Capp, Dick [E], Boston College	1968
Cara, Dom [E], N. Carolina State	1937-38
Cardwell, Joe [T], Duke	1937-38
Carpenter, Preston [E], Arkansas	1960-63
Carr, Gregg [LB], Auburn	1975-88
Carter, Rodney [RB], Purdue	1987-89
Carter, Tyrone [S], Minnesota	2004
Cash, Keith [TE], Texas	1991
Casper, Charles [QB], TCU	1935
Catano, Mark [DE/DT], Valdosta State	1984-85
Cenci, John [C], Pitt	1956
Chamberlain, Garth [G], Brig. Young	1945
Chandnois, Lynn [B], Mich. State	1950-56
Cheatham, Ernest [T], Loyola	1954
Cherry, Edgar [B], Hardin-Simmons	1939
Cherundolo, Chuck [C], Penn State	1941-42, 45-48
Christy, Dick [B], N. Carolina State	1958
Cibulas, Joe [T], Duquesne	1945
Ciccone, Ben [C], Duquesne	1934-35
Cichowski, Gene [B], Indiana	1957
Cifelli, Gus [T], Notre Dame	1954
Cifers, Bob [QB], Tennessee	1947-48
Clack, Jim [C/G], Wake Forest	1971-77

Clancy, Kendrick [NT], Mississippi	2000-04
Clark, Jim [B], Pitt	1933-34
Clark, Mike [K], Texas A & M	1964-67
Clark, Reggie [LB], North Carolina	1994
Clark, Spark [RB], Akron	1987
Clayton, Harvey [CB], Florida State	1983-86
Clement, Henry [E], North Carolina	1961
Clement, John [B], SMU	1946-48*
Cline, Jackie [DE], Alabama	1987
Cline, Tony [TE], Stanford	1999
Clinkscales, Joey [WR], Tennessee	1987-88
Cobb, Marvin [DB], Southern Cal.	1970
Codie, Nakia [S], Baylor	2000
Colclough, Ricardo [CB], Tusculum	2004
Cole, Robin [LB], New Mexico	1977-87
Cole, Terry [B], Indiana	1970
Coleman, Andre [WR], Kansas St.	1997-98
Collier, Mike [RB], Morgan State	1975
Collier, Reggie [QB], So. Mississippi	1987
Colquitt, Craig [P], Tennessee	1978-81, 83-84
Combs, Chris [DE], Duke	2000-01
Compagno, Tony [B], St. Mary's of Calif.	1946-48
Compton, Dick [E], McMurry	1967-68
Condit, Merlyn [B], Carnegie Tech	1940, 46
Conley, Steve [LB], Arkansas	1996-98
Conn, Dick [DB], Georgia	1974
Connelly, Mike [C], Utah State	1968
Conrad, Chris [T], Fresno State	1968-99
Conti, Enlo [G], Bucknell	1943*
Coomer, Joe [T], Austin	1941, 45-46
Cooper, Adrian [TE], Oklahoma	1991-93
Cooper, Sam [T], Geneva	1933
Cordleone, Lou [G], Clemson	1962-63
Corley, Anthony [RB], Nevada-Reno	1984
Coronado, Bob [E], Pacific	1961
Cotton, Russell [B], Texas Mines	1942
Courson, Steve [G], South Carolina	1978-83
Cousino, Brad [LB], Miami (O.)	1987
Craft, Russ [B], Alabama	1954
Cregar, William [G], Holy Cross	1947-48
Crennel, Carl [LB], W. Va.	1970
Critchfield, Larry [G], Grove City	1933
Croft, Winfield [G], Utah	1936
Cropper, Marshall [E], Maryland	1967-69
Cunningham, Bennie [TE], Clemson	1976-85
Curvian, Don [E], Boston College	1944**
Curry, Roy [B], Jackson State	1963
Cushing, Matt [TE], Illinois	1999, 2000-04
Cuthbert, Randy [RB], Duke	1993-94

D

Dafney, Bernard [OL], Tennessee	1996
Daigle, Anthony [RB], Fresno State	1994
Dailley, Ted [E], Pitt	1933
Daniel, Willie [B], Miss. State	1961-66
Davenport, Charles [WR], N. C. State	1992-94
Davidson, Bill [B], Temple	1937-39
Davidson, Kenny [DE], Louisiana State	1990-93
Davis, Art [B], Mississippi State	1956
Davis, Charlie [DT], TCU	1974
Davis, Dave [WR], Tennessee State	1973
Davis, Henry [LB], Grambling	1970-73
Davis, Lorenzo [WR], Youngstown State	1980
Davis, Paul [QB], Otterbein	1947-48
Davis, Robert [E], Penn State	1946-50
Davis, Russell [RB], Michigan	1970-83
Davis, Sam [G], Allen	1967-79
Davis, Steve [RB], Delaware State	1972-74
Dawkins, Tommy [DE], Appalachian State	1987
Dave, Travis [S], Notre Dame	1999
Dawson, Dermont [C], Kentucky	1988-00
Dawson, Len [QB], Purdue	1957-59
DeCarbo, Nick [G], Duquesne	1933



STEELERS ALL-TIME ROSTER — 1933-2004

DeCarlo, Art [B], Georgia	1953
Delaplaine, Jack [RB], Salem (W.Va.)	1976-79
Demko, George [T], Appalachian St.	1961
Dempsey, John [T], Bucknell	1934
DePascal, Carmine [E], Wichita	1945
DePaul, Henry [G], Duquesne	1945
Derby, Dean [B], Washington	1957-61
Dess, Darrell [G], N. Carolina State	1958
Dial, Buddy [E], Rice	1959-63
Dickey, Charlie [G], Arizona	1987
Dicus, Chuck [WR], Arkansas	1973
Dido, Mark [WR], Connecticut	1992
Dirden, Johnnie [WR], Sam Houston St.	1971
Dockery, John [DB], Harvard	1972-73
Dodril, Dale [G], Colorado A & M	1951-59
Dodson, Les [B], Mississippi	1941
Doehring, John [B]	1935
Doering, Chris [WR], Florida	2003-04
Dolly, Dick [E], West Virginia	1941-45
Dolaway, Cliff [E], Carnegie Tech	1935
Donelli, Allan [B], Duquesne	1941-42
Donnalley, Rick [C-G], North Carolina	1982-83
Dornbrook, Thom [G-C], Kentucky	1979
Douds, Forrest [T], W & J	1933-35
Dougherty, Bob [LB], Kentucky	1958
Douglas, Bob [B], Kansas State	1938
Doyle, Dick [B], Ohio State	1955
Doyle, Ted [T], Nebraska	1938-42, 43, 44*
Drulis, Al [B], Temple	1947
Druschel, Rick [G-OT], No. Car. St.	1974
Dudley, Bill [B], Virginia	1942, 45-46
Duffy, Roger [C-G], Penn State	1998-01
Dugan, Len [C], Wichita	1939
Duggan, Gil [T], Oklahoma	1944*
Duhart, Paul [B], Florida	1945
Dunaway, Craig [TE], Michigan	1973
Dungy, Tony [DB], Minnesota	1977-78
Dunn, David [WR], Fresno State	1998
Dunn, Gary [DT-NT], Miami (Fla.)	1977-87
Dutton, Bill [B], Pitt	1946

E

Eaton, Vic [QB], Missouri	1955
Echols, Terry [LB], Marshall	1984
Edge, Shayne [P], Florida	1996
Edwards, Dave [S], Illinois	1985-87
Edwards, Troy [WR], Louisiana Tech	1999-01
Edwards, Glen [DB], Florida A & M	1971-77
Elder, Donnie [CB], Memphis State	1986
Elliott, Jim [K], Presbyterian	1967
Ellstrom, Mary [B], Oklahoma	1935
Elter, Leo [B], Duq. and Villa.	1953-54, 58-59
Emmons, Carlos [LB], Arkansas State	1996-99
Engelbreten, Paul [G], Northwestern	1933
Engles, Rick [P], Tulsa	1987
Erenberg, Rich [RB], Colgate	1984-86
Evans, Donald [DE], Kentucky	1990-93
Evans, Jon [E], Oklahoma A & M	1958
Evans, Ray [QB], Kansas	1948
Everett, Thomas [FS], Baylor	1987-91

F

Faneca, Alan [G], Louisiana State	1998-04
Farquhar, John [TE], Duke	1996
Farrar, Venice [B], N. Carolina State	1938-39
Farror, James [LB], Virginia	2002-04
Farell, Ed [B], Muhlenberg	1938
Farris, Kris [T], UCLA	1999
Farrow, Shipley [GB], Iowa	1938
Faumui, Taase [DL], Hawaii	1994-95
Fehrer, Nick [G], Georgia	1995
Feniello, Gary [G], Wake Forest	1947

Ferguson, Bob [B], Ohio State	1962-63
Ferry, Lou [T], Villanova	1952-55
Fiala, John [LB], Washington	1998-02
Fife, Ralph [C], Pitt	1946
Figures, Deon [CB], Colorado	1993-96
Fike, Dan [OL], Florida	1993
Filchick, Frank [QB], Indiana	1938
Finks, Jim [QB], Tulsa	1949-55
Finn, Mike [OT], Ark.-Pine Bluff	1993
Fisher, Doug [LB], San Diego State	1969-70
Fisher, Everett [B], Santa Clara	1940
Fisher, Ray [T], Eastern Illinois	1959
Fiske, Max [B], DePaul	1936-39
Flanagan, Dick [G], Ohio State	1953-55
Flowers, Erik [DE], Louisiana State	2003
Flowers, Lee [DB], Georgia Tech	1995-02
Foggie, Fred [CB], Minnesota	1994
Folkins, Lee [E], Washington	1965
Foltz, Vernon [C], St. Vincent	1945
Foot, Larry [LB], Michigan	2002-04
Ford, Darrell [LB], New Mexico State	1992
Ford, Henry [B], Pitt	1956
Ford, Moses [WR], Fayetteville State	1987
Fordham, Todd [T], Florida State	2003
Foruria, John [B], Idaho	1967-68
Foster, Barry [RB], Arkansas	1990-94
Fournet, Sid [G], LSU	1957
Francis, Sam [B], Nebraska	1939
Frank, Joe [T], Georgetown	1943*
Freeman, Lorenzo [NT/DT], Pitt	1987-90
French, Ernest [S], Alabama A&M	1972
Frketic, Len [T], Penn State	1945
Fuamatu-Ma'afala, Chris [RB], Utah	1998-02
Fugler, Dick [T], Tulane	1952
Fuller, Randy [DB], Tennessee State	1995-97
Fullerton, Ed [B], Maryland	1953
Fuqua, John [B], Morgan State	1970-76
Furness, Steve [DT], Rhode Island	1972-80

G

Gage, Bob [B], Clemson	1949-50
Gagner, Larry [G], Florida	1966-69
Gannon, Kendall [OL], Pittsburg State	1992-95
Gandy, Wayne [T], Auburn	1959-02
Gaona, Bob [T], Wake Forest	1953-56
Garnaas, Wilford [B], Minnesota	1946-48
Gardocki, Chris [P], Clemson	2004
Garrett, Reggie [WR], Eastern Michigan	1974-75
Garrity, Gregg [WR], Penn State	1983
Gary, Keith [DE], Oklahoma	1983-88
Gasparella, Joe [QB], Notre Dame	1948, 50-51
Gauer, Charles [E], Colgate	1943*
Geason, Cory [TE], Tulane	2000, 01
Gentry, Byron [G], Southern Cal.	1937-39
George, Matt [K], Chapman	1998
Gerela, Roy [PK], New Mexico State	1971-78
Gerl, Joe [B], Georgia	1949-51
Gibson, Oliver [DT], Notre Dame	1995-98
Gildea, John [QB], St. Bonaventure	1935-37
Gildon, Jason [LB], Oklahoma State	1994-03
Gillespie, Scoop [RB], William Jewell	1984
Gilliam, Joe [QB], Tennessee State	1972-1975
Girard, Earl [B], Wisconsin	1957
Glamp, Joe [B], LSU	1947-49
Glass, Glenn [B], Tennessee	1962-63
Glass, Park [C], Westminster	1947
Glatz, Fred [E], Pitt	1956
Glick, Gary [B], Colorado A & M	1956-59
Goff, Clark [T], Florida	1940
Goldsmith, Bill [C], Emporia Tchs	1947
Gonda, George [B], Duquesne	1942
Gonzalez, Pete [QB], Pittsburgh	1998-99
Goodman, John [DE/DT], Oklahoma	1981-85



STEELERS ALL-TIME ROSTER — 1933-2004

Goodson, John [P], Texas	1982
Goinski, Walt [B], LSU	1946
Gothard, Preston [TE], Alabama	1985-88
Gowdy, Cornell [CB], Morgan State	1987-88
Grabowski, Ted [C], Duquesne	1939-40
Graff, Neil [QB], Wisconsin	1976-77
Graham, Jeff [WR], Ohio State	1991-93
Graham, Ken [DB], Washington State	1970
Graham, Kent [QB], Ohio State	2000
Graville, Gordon [OT], Brigham Young	1972-76
Graves, Ray [C], Tennessee	1943*
Graves, Tom [LB], Michigan State	1979
Gray, Sam [TE], Tulsa	1946-47
Grebinski, Ted [C], Duquesne	1939-40
Green, Bob [K], Florida	1960-61
Green, Eric [TE], Liberty	1990-94
Greene, Joe [DT], N. Texas State	1969-81
Greene, Kevin [LB], Auburn	1993-95
Greene, Tracy [TE], Grambling	1995
Greeney, Norm [G], Notre Dame	1934-35
Greenwood, L.C. [DE], Ark. AM&N	1969-81
Griffin, Larry [CB/S], North Carolina	1987-93
Grigas, John [B], Holy Cross	1944**
Gros, Earl [B], LSU	1967-69
Grossman, Randy [TE], Temple	1974-81
Gunderman, Bob [B], Virginia	1957
Gunnels, Riley [T], Georgia	1956-66

H

Hackney, Elmer [B], Kansas State	1941
Haggans, Clark [LB], Colorado State	2000-04
Haggerty, Mike [G], Miami	1967-70
Haines, Byron [B], Washington	1937
Hairston, Russell [WR], Kentucky	1987
Haley, Dick [B], Pitt	1961-64
Hall, Deltion [CB], Clemson	1987-91
Hall, Ron [B], Missouri Valley	1959
Haller, Alan [CB], Michigan State	1992, 93
Ham, Jack [LB], Penn State	1971-82
Hampton, Casey [NT], Texas	2001-04
Hanlon, Bob [B], Lorain	1949
Hanneman, Craig [DE], Oregon State	1972-73
Hannratty, Terry [QB], Notre Dame	1969-75
Hanson, Tom [B], Temple	1938
Harkey, Lem [B], Emporia	1955
Harper, Maurice [C], Austin	1941
Harris, Bill [E], Hardin-Simmons	1937
Harris, Franco [RB], Penn State	1972-83
Harris, Lou [B], Kent State	1968
Harris, Tim [RB], Washington St.	1983
Harrison, James [LB], Kent State	2002, 04
Harrison, Nolan [DE], Indiana	1997-99
Harrison Reggie [RB], Cincinnati	1974-77
Harrison, Richard [E], Boston College	1964
Harrison, Robert [LB], Oklahoma	1964
Hartings, Jeff [C], Penn State	2001-04
Hartley, Howard [B], Duke	1949-52
Haseling, Carlton [G], Pitt-Johnstown	1990-93
Hastings, Andre [WR], Georgia	1993-96
Hawkins, Courtney [WR], Michigan St.	1997-00
Hawthorne, Greg [RB], Baylor	1979-83
Hayduk, Henry [G], Wash. State	1935
Hayes, Dick [LB], Clemson	1959-60, 62
Hayes, Jonathan [TE], Iowa	1994-96
Haynes, Verron [RB], Georgia	2002-04
Hays, George [E], St. Bonaventure	1950-52
Hebert, Ken [E & K], Houston	1968
Hegarty, Bill [T], Villanova	1953
Held, Paul [QB], San Jose State	1954
Heller, Warren [B], Pitt	1934-36
Henderson, Jon [B], Colorado State	1968-69
Hendley, Dick [QB], Clemson	1951
Henry, Kevin [DE], Mississippi State	1993-00

Henry, Mike [LB], Southern Cal	1959-61
Henry, Urban [T], Georgia Tech	1964
Hensley, Dick [E], Kentucky	1952
Henson, Ken [C], TCU	1965
Henton, Anthony [LB], Troy State	1986, 88
Hewitt, Bill [E], Michigan	1943*
Hickey, Howard [E], Arkansas	1941
Hill, Derek [WR], Arizona	1989-90
Hill, Harlon [E], Florence State	1962
Hill, Jim [B], Tennessee	1955
Hillebrand, Jerry [LB], Colorado	1968-70
Hilton, John [E], Richmond	1965-69
Hines, Glen Ray [OT], Arkansas	1973
Hinkle, Bryan [LB], Oregon	1982-93
Hinkle, John [B], Syracuse	1943*
Hinnant, Mike [TE], Temple	1988-89
Hinte, Hale [E], Pitt	1942
Hinton, Chuck [T], N. Car. College	1964-71
Hipps, Claude [B], Georgia	1952-53
Hoague, Joe [B], Colgate	1941-42, 46
Hoak, Dick [B], Penn State	1961-70
Hoel, Bob [G], Minnesota	1935
Hoffmann, Dave [LB], Washington	1993
Hogan, Darrell [G], Trinity-Texas	1949-53
Hoge, Merrill [RB], Idaho State	1987-93
Hohn, Bob [B], Nebraska	1965-69
Hoke, Chris [DT], Brigham Young	2001-04
Holcomb, Bill [T], Texas Tech	1937
Holler, Ed [LB], South Carolina	1964
Holliday, Corey [WR], North Carolina	1995-97
Hollingsworth, Joe [B], E. Kan. State	1949-51
Holm, Bernard [B], Alabama	1933
Holmer, Walt [B], Northwestern	1933
Holmes, Earl [LB], Florida A&M	1996-01
Holmes, Ernie [DT], Texas Southern	1972-77
Holmes, Mel [OT], N. Carolina A & T	1971-73
Hood, Frank [B], Pitt	1933
Hope, Chris [S], Florida State	2002-04
Hornick, Bill [T], Tulane	1947
Howe, Garry [NT], Colorado	1992
Howe, Glen [OT], So. Mississippi	1985
Hubbard, Cal [T], Geneva & Centenary	1936
Hubka, Gene [B], Bucknell	1947
Huff, Alan [NT], Marshall	1987
Hughes, David [RB], Boise State	1996
Hughes, Dennis [TE], Georgia	1970-71
Hughes, Dick [B], Tulsa	1957
Hughes, George [G], Wm. & Mary	1950-54
Hunter, Art [C], Notre Dame	1965
Huntley, Richard [RB], Winston-Salem State	1998-00

I

Ilkin, Tunch [OT], Indiana State	1980-92
Itzel, John [B], Pitt	1945
Ivy, Frank [E], Oklahoma	1940
Iwuoma, Chidi [CB], California	2002-04
Izo, George [QB], Notre Dame	1966

J

Jackson, Alonzo [LB], Florida State	2003-04
Jackson, Earnest [RB], Texas A&M	1986-88
Jackson, John [OT], Eastern Kentucky	1988-97
Jackson, Lenzie [WR], Arizona State	2001-02
James, Dan [T], Ohio State	1960-66
Janecek, Clarence [G], Purdue	1933, 35
Jansante, Val [E], Duquesne	1946-51
Jarvi, Toimi [B], Northern Illinois	1945
Jecha, Ralph [G], Northwestern	1956
Jefferson, Roy [E], Utah	1965-69
Jelley, Tom [E], Miami	1951
Jenkins, A. J. [LB/DE], Cal State-Fullerton	1989-90
Jenkins, John [S], Pittsburgh	1998



STEELERS ALL-TIME ROSTER — 1933-2004

Jenkins, Ralph [C], Clemson	1947
Jeter, Tony [E], Nebraska	1966-68
Johnson, Bill [DE], Michigan State	1995-96
Johnson, Charles [WR], Colorado	1994-98
Johnson, David [CB], Kentucky	1989-93
Johnson, Jason [WR], Illinois State	1979
Johnson, John Henry [B], St. Mary's (Cal.) and Arizona State	1960-65
Johnson, Malcolm [WR], Notre Dame	1999-00
Johnson, Norm [PK], UCLA	1995-97
Johnson, Ron [CB], Eastern Michigan	1978-84
Johnson, Tim [DE/DT], Penn State	1987-89
Johnson, Troy [WR], Southern	1988
Johnston, Chet [B], Elmhurst & Marquette	1939-40
Johnston, Rex [B], Southern Cal.	1960
Jones, Aaron [DE/LB], E. Kentucky	1988-92
Jones, Art [B], Richmond	1941, 45
Jones, Bruce [SS], Northern Alabama	1987
Jones, Donta [LB], Nebraska	1995-98
Jones, Gary [S], Texas A&M	1990-91, 93-94
Jones, George [RB], San Diego St.	1997
Jones, Jim [G], Notre Dame	2004
Jones, Mike [LB], Missouri	2001, 02
Jones, Victor [FB], Louisiana State	1993-94
Jordan, Darrin [LB], Northeastern	1988
Jorden, Tim [TE], Indiana	1992-93

K

Kahler, Royal [T], Nebraska	1941
Kakasic, George [G], Duquesne	1936-39
Kalina, Dave [WR], Miami (Fla.)	1970
Kalis, Todd [G], Arizona State	1994
Kapele, John [T], Brigham Young	1960-62
Kaplan, Phil [G], Miami (Fla.)	1947
Karcis, John [B], Carnegie Tech	1936-38
Karels, Joe	
Karpowich, Ed [T], Catholic U.	1936-39
Karras, Ted [T], Indiana	1958-59
Kase, George [G], Duquesne	1939
Kavel, George [B], Carnegie Tech	1934
Keating, Tom [DT], Michigan	1973
Keisel, Brett [DE], Brigham Young	2002-04
Keith, Craig [TE], Lenoir-Rhyne	1993-94
Kelley, Jim [E], Notre Dame	1964
Kellum, Mary [LB], Wichita State	1974-76
Kelsay, Chad [LB], Nebraska	1999
Kelsch, Mose [B], Christian	1933-34
Kemp, Jack [QB], Occidental	1957
Kemp, Ray [T], Duquesne	1933
Kenerson, John [G], Kentucky State	1962
Kerkorian, Gary [QB], Stanford	1952
Keys, Brady [B], Colorado State	1961-67
Kichefski, Walt [E], Miami	1940-42, 44**
Kielbasa, Max [B], Duquesne	1946
Kiesling, Walt [G], St. Thomas	1937-38
Kilick, George [B], Bucknell	1940, 45
Killorin, Pat [C], Syracuse	1966
Kilroy, Frank [T], Temple	1943*
Kimble, Frank [E], West Virginia	1945
King, Carlos [FB], North Carolina State	1998
King, Phil [B], Vanderbilt	1964
Kirchner, Mark [OT], Baylor	1973
Kirk, Ken [LB], Mississippi	1960
Kirkland, Levon [LB], Clemson	1992-00
Kirschke, Travis [DL], UCLA	2004
Kish, Ben [B], Pitt	1943*
Kissell, Ed [B], Wake Forest	1952-54
Klapstein, Earl [T], Pacific	1946
Klein, Dick [T], Iowa	1961
Klumb, John [E], Washington State	1940
Knox, Darryl [LB], UNLV	1987
Kohrs, Bob [LB], Arizona State	1981-85

Kolb, Jon [OT], Oklahoma State	1969-81
Kolberg, Elmer [E], Oregon State	1941
Kolodziejski, Chris [TE], Wyoming	1984
Kondra, John [T], St. Vincent	1945
Kortas, Ken [T], Louisville	1965-68
Kosanovich, Bronco [C], Penn State	1947
Koshlap, Jules [B], Georgetown	1945
Kotite, Dick [TE], Wagner	1968
Kottler, Martin [B], Centre	1933
Kranchick, Matt [TE], Penn State	2004
Kreider, Dan [FB], New Hampshire	2000-04
Kresky, Joe [G], Wisconsin	1935
Kriewaldt, Clint [LB], Wisconsin-Stevens Point	2003-04
Krisher, Bill [G], Oklahoma	1958
Kruczek, Mike [QB], Boston College	1976-79
Krupa, Joe [OT], Purdue	1956-64
Krutko, Larry [RB], West Virginia	1958-60
Kurpeikis, Justin [LB], Penn State	2001-02
Kurrasch, Roy [E], UCLA	1948
Kvalemik, Cvonimir [G], Kansas	1934

L

Lach, Steve [B], Duke	1946-47
LaCrosse, Dave [LB], Wake Forest	1987
Ladygo, Pete [G], Maryland	1952, 54
Lajousky, Bill [G], Catholic U.	1936
Lake, Carmell [SS], UCLA	1989-98
Lamas, Joe [G], Mount St. Mary's	1942
Lambert, Frank [K], Mississippi	1965-86
Lambert, Jack [LB], Kent State	1974-84
Lantz, Montgomery [C], Grove City	1933
Lanza, Chuck [C], Notre Dame	1988-89
Larose, Dan [T], Missouri	1964
Lassann, Lou [E], Western Maryland	1938
Lasse, Dick [LB], Syracuse	1958-59
Lathner, John [B], Notre Dame	1954
Laux, Ted [B], St. Joseph of Penna.	1943*
Law, Hubbard [C], Sam Houston	1942, 45
Lawrence, Ben [G], Indiana (Pa.)	1987
Layne, Bobby [QB], Texas	1958-62
Lea, Paul [T], Tulane	1951
Leahy, Bob [QB], Emporia State	1971
Leahy, Gerald [T], Colorado	1957
Lee, Bernard [B], Villanova	1938
Lee, Danzell [TE], Lamar	1987
Lee, Greg [DB], Arkansas State	1988
Lee, Herman [T], Florida A & M	1957
Lee, John [B], Carnegie Tech	1939
Leftridge, Dick [B], West Virginia	1966
Lemek, Ray [G], Notre Dame	1962-65
Lester, Tim [FB], Eastern Kentucky	1995-98
Letsinger, Jim [G], Purdue	1933
Levanti, Lou [G], Illinois	1951-52
Levey, Jim [B]	1934-36
Lewis, Frank [WR], Grambling	1971-77
Lewis, Joe [T], Compton Junior	1958-60
Liddick, Dave [TE], George Washington	1957
Lind, Mike [B], Notre Dame	1965-66
Lipps, Louis [WR/KR], So. Mississippi	1984-91
Lipscomb, Gene [T]	1961-62
Little, David [LB], Florida	1981-92
Littlefield, Carl [B], Wash. State	1939
Lloyd, Greg [LB], Fort Valley State	1988-97
Lockett, Charles [WR], Long Beach St.	1987-88
Logan, Charles [E], Northwestern	1964
Logan, Mike [S], West Virginia	2001-04
Long, Bill [E], Oklahoma A & M	1949-50
Long, Terry [G], East Carolina	1984-91
Longnecker, Ken [T], Lebanon Val.	1960
Looney, Don [E], TCU	1941-42
Lott, John [C/G], North Texas State	1987
Loud, Kamil [WR], Cal-Poly San Luis Obispo	2000



STEELERS ALL-TIME ROSTER — 1933-2004

Love, Duval [G], UCLA	1992-94
Lowe, Reggie [LB], Troy State	1999
Lowther, Russ [B], Detroit	1945
Lucas, Jeff [OT], West Virginia	1987
Lucente, John [B], W. Virginia	1945
Luna, Bob [B], Alabama	1959
Lusteg, Booth [K], Connecticut	1968
Lyons, Mitch [TE], Michigan State	1997-99

M

Mack, Red [B], Notre Dame	1961-63, 65
Mack, Rico [LB], Appalachian State	1993
Mackrides, Bill [QB], Nevada	1953
Maddox, Tommy [QB], UCLA	2001-04
Magac, Mike [G], Missouri	1965-66
Magulick, George [B], St. Francis	1944**
Maher, Francis [B], Toledo	1941
Malkovich, Joe [C], Duquesne	1935
Mallick, Francis [T]	1965
Malone, Mark [QB], Arizona State	1980-87
Mandich, Jim [TE], Michigan	1978
Mansfield, Ray [C], Washington	1964-76
Manske, Edgar [E], Northwestern	1938
Manuel, Rod [DE], Oklahoma	1997-98
Maples, Bob [C], Baylor	1971
Maras, Joe [C], Duquesne	1938-40
Marchi, Basilio [C], NYU	1934
Marchbroda, Ted [QB], St. Bonaventure & Detroit	1953, 55-56
Marion, Jerry [B], Wyoming	1967
Marker, Henry [B], W. Virginia	1934
Markland, Jeff [TE], Illinois	1988
Marotti, Lou [G], Toledo	1944**
Marsh, Curtis [WR], Utah	1997
Martha, Paul [B], Pitt	1964-69
Martin, John [B], Oklahoma	1944
Martin, Tee [QB], Tennessee	2000-01
Martin, Vernon [B], Texas	1942, 44**
Masters, Bob [B], Baylor	1939, 43
Masters, Walt [B], Penn.	1944**
Mastrangelo, John [G], Notre Dame	1947-48
Matesic, Ed [B], Pitt	1936
Matesic, Joe [T], Arizona State	1954
Mathews, Ray [B], Clemson	1951-59
Mathis, Terance [WR], New Mexico	2002
Mattlioli, Fran [G], Pitt	1946
Matuszak, Marv [LB], Tulsa	1953, 55-56
Maxson, Alvin [RB], So. Methodist	1977-78
May, Ray [LB], Southern Cal.	1967-69
Mayhew, Hayden [G], Tex. Mines	1936-38
Mays, Alvoid [CB], West Virginia	1995
Mays, Lee [WR], Texas-El Paso	2002-04
Mazzanti, Jerry [E], Arkansas	1967
McAfee, Fred [RB], Mississippi College	1994-98
McCabe, Richie [B], Pitt	1955, 1957-58
McCaffray, Art [T], Pacific	1946
McCall, Don [RB], Southern Cal.	1969
McCarthy, John [B], St. Francis	1944**
McClair, Jack [E], Bethune-Cookman	1955-60
McClung, Willie [T], Flor. A & M	1955-57
McConnell, Dewey [E], Wyoming	1954
McCullough, Hugh [B], Oklahoma	1939, 43*
McDade, Karl [C], Portland	1938
McDonald, Ed [B], Duquesne	1936
McDonough, Coley [QB], Day	1939-41, 44**
McDonough, Paul [E], Utah	1938
McFadden, Marv [G], Mich. St.	1953, 56
McGee, Ben [E], Jackson State	1964-72
McGovern, Rob [LB], Holy Cross	1991
McGriff, Tyrone [G], Florida A & M	1980-82
McKyer, Tim [CB], Texas-Arlington	1994
McMakin, John [TE], Clemson	1972-74
McNally, Johnny "Blood" [B], St. John of Minnesota	1934, 37-39

McNamara, Ed [T], Holy Cross	1945
McPeak, Bill [E], Pitt	1949-57
McWilliams, Tom [B], Miss. St.	1950
Meadows, Ed [E], Duke	1955
Meeks, Bryant [C], S. Carolina	1947-48
Mehelich, Chuck [E], Duquesne	1946-51
Meilinger, Steve [E], Kentucky	1961
Merkovsky, Elmer [T], Pitt	1944**
Merriweather, Mike [LB], Pacific	1982-87
Messner, Max [LB], Cincinnati	1964-65
Meyer, Dennis [DB], Arkansas State	1973
Meyer, Ron [QB], S. Dakota State	1966
Michael, Bill [G], Ohio State	1957
Michaels, Ed [G], Villanova	1943*
Michaels, Lou [E], Kentucky	1961-63
Michalik, Art [G], St. Ambrose	1955-56
Middleton, Kelvin [SS], Wichita State	1987
Midler, Lou [G], Minnesota	1939
Miles, Eddie [LB], Minnesota	1990
Miller, Jim [QB], Michigan State	1995-96
Miller, Josh [P], Arizona	1996-03
Miller, Tom [E], Hampden Sydney	1943*
Mills, Ernie [WR], Florida	1991-96
Milons, Freddie [WR], Alabama	2003
Minarik, Henry [E], Michigan State	1951
Miner, Tom [E], Tulsa	1958
Mingo, Gene [K]	1969-70
Minni, Frank [B], San Jose State	1949
Minter, Michael [DT], North Texas St.	1987
Modzelewski, Dick [T], Maryland	1955
Modzelewski, Ed [B], Maryland	1952
Moegle, Dick [B], Rice	1960
Monsen, Tony [C], Michigan	1951
Moore, Bill [B], Loyola of New Orleans	1933
Moore, Red [G], Penn State	1947-49
Morales, Gonzales [B], St. Mary's of California	1947-48
Morey, Sean [WR], Brown	2004
Morgan, Bob [B], New Mexico	1967-68
Moriarty, Tom [S], Bowling Green	1970
Morrall, Earl [QB], Mich. State	1957-58
Morris, Byron "Bam" [RB], Texas Tech	1994-95
Morris, John [B], Oregon	1960
Morse, Steve [RB], Virginia	1975
Moser, Rick [RB], Rhode Island	1978-79, 81-82
Mosher, Clure [C], Louisville	1942
Mosley, Norm [B], Alabama	1948
Moss, Paul [E], Purdue	1933
Mottey, Marion [B], Nevada	1955
Mott, Norm [B], Georgia	1934
Mularkey, Mike [TE], Florida	1989-91
Mulheneaux, Lee [C], Northern Arizona	1935-36
Mullins, Gerry [G/OT], Southern Calif.	1971-79
Murley, Dick [T], Purdue	1956
Murray, Earl [G], Purdue	1952
Musulin, George, Pitt	1938
Myslinski, Tom [OL], Tennessee	1996-97, 2000

N

Nagler, Gern [E], Santa Clara	1959
Naiota, John [B], St. Francis	1942, 45
Nardi, Dick [B], Ohio State	1939
Nelsen, Bill [QB], Southern Cal.	1963-67
Nelson, Darrell [TE], Memphis State	1984-85
Nelson, Edmund [NT/DE], Auburn	1982-87
Nery, Carl [G], Duquesne	1940-41
Newberry, Tom [G], Wisconsin-La Crosse	1995
Newsome, Harry [P], Wake Forest	1985-89
Nicolai, Armand [T/K], Duquesne	1934-42
Nicholas, Allen [B], Temple	1945
Nicholas, Bob [T], Stanford	1965
Nickel, Elbie [E], Cincinnati	1947-57
Nickerson, Hardy [LB], California	1987-92
Nicksich, George [C], St. Bonaventure	1950

STEELERS ALL-TIME ROSTER — 1933-2004

Nisby, John [G], Pacific	1957-61	Pollard, Frank [RB], Baylor	1980-88
Nix, Kent [QB], TCU	1967-69	Popovich, John [B], St. Vincent	1944*-45
Nixon, Mike [B], Pitt	1935	Porter, Joey [LB], Colorado State	1999-04
Nkwenti, Mathias [OT], Temple	2001-03	Postus, Al [B], Villanova	1945
Noble, Leo [G], Penn State	1948-49	Poteat, Hank [CB], Pittsburgh	2000-02
Nofsinger, Terry [QB], Utah	1961-64	Pottios, Myron [LB], Notre Dame	1961-65
Noppenberg, John [B], Miami	1940-41	Potts, Bill [B], Villanova	1934
Nosich, John [T], Duquesne	1938	Pough, Ernest [WR], Texas Southern	1976-77
Nutter, "Buzz" [C], VP	1961-64	Pourdanesh, Shar [T], Nevada	1999-00
Nuzum, Jerry [B], New Mex. A & M	1948-51	Powell, Tim [E], Northwestern	1966

O

O'Brien, Fran [T], Mich. State	1966-67
O'Brien, John [E], Florida	1954-56
O'Dell, Mel [B], Duquesne	1944*-45
Odom, Henry [RB], So. Carolina St.	1983
O'Donnell, Neil [CB], Maryland	1990-95
Okobi, Chukky [C/G], Purdue	2001-04
Oehler, John [C], Purdue	1933-34
Oelerich, John [B], St. Ambrose	1938
O'Leary, Dan [TE], Notre Dame	2002
Oldham, Chris [CB], Oregon	1995-99
Oldham, Ray [DB], Middle Tennessee St.	1978
Olejniczak, Stan [T], Pitt	1935
Oliver, Clarence [DB], San Diego St.	1969-70
Olsavsky, Jerry [LB], Pittsburgh	1989-97
Olszewski, Al [E], Penn St. & Pitt	1945
O'Malley, Joe [E], Georgia	1955-56
O'Neil, Bob [G], Notre Dame	1956-57
Oniskey, Dick [G], Chattanooga	1955
Opfar, Dave [DE/NT], Penn State	1987
Orlando, Bo [S], West Virginia	1998
Orr, Jim [E], Georgia	1958-60
Ortmann, Chuck [QB], Michigan	1951
O'Shea, Terry [TE], California (Pa.)	1989-90
Oswald, Paul [C], Kansas	1987
Owens, Randall [WR], Mississippi	1992

P

Palelei, Si'ulagi [G], Nevada-Las Vegas	1993
Palmer, Tom [T], Wake Forest	1953-54
Papach, George [B], Purdue	1948-49
Parker, Frank [DT], Oklahoma State	1968-69
Parker, Willie [RB], North Carolina	2004
Parrish, James [OL], Temple	1995
Paschell, Bill [B],	1940
Pascka, Gordon [G], Minnesota	1943
Pastin, Frank [G], Waynesburg	1942
Patrick, John [B], Penn State	1941, 45-46
Patterson, Bill [QB], Baylor	1940
Pavia, Ralph [G], Dayton	1947
Pavkov, Stenko [G], Idaho	1939-40
Peaks, Clarence [B], Mich. State	1964-65
Pearson, Barry [WR], Northwestern	1972-73
Pearson, Preston [B], Illinois	1970-74
Pegram, Eric [RB], North Texas State	1995-96
Pense, Leon [QB], Arkansas	1945
Perko, John [G], Duq.	1937-40, 44*, 45-47
Perry, Darren [FS], Penn State	1992-98
Perry, Lowell [B], Michigan	1956
Petchell, John [QB], Duquesne	1945
Petersen, Ted [OT/C], E. Illinois	1977-83, 87
Peterson, Todd [K], Georgia	2002
Petrella, John [B], Penn State	1945
Piatukas, George [E], Duquesne	1938-41
Pierre, John [E], Pitt	1945
Pillath, Roger [T], Wisconsin	1966
Pine, Ed [LB], Utah	1965
Pinney, Ray [OT/G/C], Washington	1976-78, 80-82, 85-87
Pirro, Rocco [G], Catholic U.	1940-41
Pittman, Mel [C], Hardin-Simmons	1935
Pokorny, Frank [WR], Youngstown St.	1985
Polamalu, Troy [S], Southern California	2003-04

Q

Quatse, Jesse [T], Pitt	1933-34
Quick, Jerry [OT/G], Wichita State	1987
Quinn, Mike [QB], Stephen F. Austin	1997

R

Raborn, Carroll [C], SMU	1936-37
Rado, Alex [B], New River State	1934-35
Rado, George [G], Duquesne	1935-37
Radosovich, George [C], Pitt	1963
Ragunas, Vince [B], VMI	1949
Rajkovich, Pete [B], Detroit	1934
Randle El, Antwaan [WR], Indiana	2002-04
Randour, Hub, Pitt	1935
Rankin, Walt [B], Texas Tech	1944**
Rasby, Walter [TE], Wake Forest	1994, 2004
Raskowski, Leo [T], Ohio State	1933
Rasmussen, Randy [C-G], Minnesota	1984-86
Ravotti, Eric [LB], Penn State	1994-96
Raybon, Israel [DE], North Alabama	1996
Reavis, Dave [DT], Arkansas	1974-75
Rechichar, Bert [B], Tennessee	1960
Recutt, Ray [E], VMI	1943*
Reed, Jeff [K], North Carolina	2002-04
Reeder, Dan [RB], Delaware	1986, 87
Reese, Jerry [DE], Kentucky	1988
Reger, John [LB], Pitt	1955-63
Renfro, Will [G], Memphis State	1960
Repko, Joe [T], Boston College	1946-47
Reuthersan, Randy [DB], Pitt	1978
Reynolds, Billy [B], Pitt	1958
Reynolds, Jim [B], Oklahoma A & M	1946
Rhodes, Don [T], W & J	1933
Ribble, Loran [G], Hardin-Simmons	1934-35
Richards, Perry [E], Detroit	1957
Richardson, Huey [LB/DE], Florida	1991
Richardson, Terry [RB], Syracuse	1996
Richmond, Rock [DB], Oregon	1987
Ricketts, Tom [OT], Pittsburgh	1989-91
Riemersma, Jay [TE], Michigan	2003-04
Rienstra, John [G], Temple	1986-90
Riffe, Dick [LB], Albright	1941-42
Riley, Avon [LB], UCLA	1987
Riley, Cameron [DB], Missouri	1987
Rivera, Gabe [DT], Texas Tech	1983
Rizzo, Tony, Duquesne	1938
Roberts, John [B], Georgia	1934
Robinson, Ed [LB], Florida	1994
Robinson, Gil [E], Catawba	1933
Robinson, Jack [T], N.E. Mo. St.	1938
Robnett, Marshall [C], Texas A & M	1944**
Rodak, Mike [B], Western Reserve	1942
Rodenhauer, Mark [LS/C]	1998
Rodgers, John [TE], La. Tech.	1982-84
Roethlisberger, Ben [QB], Miami, Ohio	2004
Rogel, Fran [B], Penn State	1950-57
Rogers, Cullen [B], Texas A & M	1946
Rorison, Jim [T], Southern Cal.	1938
Rosepink, Marty [G], Pitt	1947



STEELERS ALL-TIME ROSTER — 1933-2004

Ross, Oliver [OL], Iowa State	2000-04
Rostovsky, Pete [OT], Connecticut	1984-86
Rouen, Tom [P], Colorado	2002
Rowley, Bob [LB], Virginia	1963
Rowser, John [DB], Michigan	1970-73
Royals, Mark [P], Appalachian State	1992-94
Royce, Orpheus [DE], Florida State	1996-99
Rozzell, Aubrey [LB], Delta State	1957
Rucinski, Ed [E], Indiana	1944**
Ruff, Guy [LB], Syracuse	1982
Ruple, Ernie [T], Arkansas	1968-69
Russell, Andy [LB], Missouri	1963, 1966-76
Ryan, Ed [E], St. Mary's (Cal.)	1948
S	
Sader, Steve [B]	1943*
Sadowski, Troy [TE], Georgia	1997-98
Salata, Paul [E], Southern California	1950-51
Sample, John [B], Maryland St.	1961-62
Samuel, Don [B], Oregon State	1949-50
Samuelson, Carl [T], Nebraska	1948-51
Sanchez, Lupe [CB/KR], UCLA	1986-88
Sandberg, Sigurd [T], Iowa Wes.	1935-37
Sandefur, Wayne [B], Purdue	1936-37
Sanders, Chuck [RB], Slippery Rock	1986-87
Sanders, John [G], SMU	1940-42
Sandig, Curt [B], St. Mary of Tex.	1942
Sandusky, Mike [G], Maryland	1957-65
Sapp, Theron [B], Georgia	1963-65
Saul, Bill [LB], Penn State	1964, 66-68
Saumer, Sylvester [B], St. Olaf	1934
Scales, Charles [B], Indiana	1960-61
Scarbach, Jack [QB], Maryland	1956
Scales, Charles [B], Indiana	1960-61
Scherer, Bernard [E], Nebraska	1939
Schiechl, John [C], Santa Clara	1941-42
Schmidt, John [C], Carnegie Tech	1940
Schmitz, Bob [LB], Montana St.	1961-66
Schneck, Mike [LS], Wisconsin	1999-04
Schneker, Bob [E], Bowling Green	1961
Schuelke, Karl [B], Wisconsin	1939
Schultz, Eberle [G], Oregon St.	1941-42
Schwartz, Elmer [B], Wash. St.	1933
Schweder, John [G], Penn	1951-55
Scolnik, Glenn [WR], Indiana	1973
Scot, Wilbert [LB], Indiana	1961
Scott, Chad [CB], Maryland	1997-04
Scudero, Joe [B], San Francisco	1960
Seabaugh, Todd [LB], San Diego St.	1984
Seabright, Charles [QB], W. Virginia	1946-50
Seals, Ray [DE], none	1994-95
Searcy, Leon [OT], Miami (Fla.)	1992-95
Sears, Vic [T], Oregon State	1943*
Sebastian, Mike [B], Pitt	1935
Seitz, Warren [TE], Missouri	1986
Semes, Bernard [B], Duquesne	1944**
Seward, Dean [B]	
Sexton, Brent [DB], Elon	1977
Shaffer, George [B], W & J	1933
Shanklin, Ron [WR], N. Tex. St.	1970-74
Sharp, Rick [T], Washington	1970-71
Shaw, Bobby [WR], California	1998-01
Sheffield, Chris [CB], Albany State	1986-87
Shell, Donnie [SS], So. Carolina St.	1974-87
Shelton, Richard [CB], Liberty	1990-93
Shepard, Charles [B], N. Tex. St.	1956
Sheriff, Stan [LB], Cal. Polytech	1954
Sherman, Alex [QB], Brooklyn	1943*
Sherman, Bob [B], Iowa	1964-65
Shields, Burrell [B], John Carroll	1954
Shields, Scott [S], Weber State	1999-00
Shiner, Dick [QB], Maryland	1968-69
Shipkey, Jerry [B], UCLA	1948-52
Shorter, Jim [B], Detroit	1969
Shugarts, Bret [DE], Indiana (Pa.)	1987
Shurtz, Hubert [T], LSU	1948
Shy, Don [B], San Diego St.	1967-68
Simerson, John [T], Purdue	1958
Simien, Tracy [LB], Texas Christian	1989
Simington, Milt [B], Arkansas	1942
Simmons, Jason [CB], Arizona State	1998-01
Simmons, Jerry [WR], Bethune-Cookman	1965-66
Simmons, Kendall [G], Auburn	2002-04
Simms, Bob [E], Rutgers	1962
Simpson, Jack [B], Florida	1961-62
Simpson, Tim [G/C], Illinois	1994
Sims, Darryl [DE], Wisconsin	1985-86
Sinkovitz, Frank [C], Duke	1947-52
Sirochman, George [G], Duquesne	1942
Sites, Vince [E], Pitt	1936-37
Skansi, Paul [WR], Washington	1983
Skladany, Joe [E], Pitt	1934
Skorich, Nick [G], Cincinnati	1946-48
Skoronski, Ed [E], Purdue	1935-36
Skulos, Mike [G], W & J	1938
Slater, Walt [B], Tennessee	1947
Small, Fred [LB], Washington	1985
Smith, Aaron [DE], Northern Colorado	1999-04
Smith, Ben [E], Alabama	1934-35
Smith, Billy Ray [T], Arkansas	1958-60
Smith, Bob [B], Texas State	1966
Smith, Dave [WR], Indiana (Pa.)	1970-72
Smith, Jim [WR], Michigan	1977-82
Smith, Kevin [S], Rhode Island	1991
Smith, Laverne [RB], Kansas	1977
Smith, Marvel [OT], Arizona State	2000-04
Smith, Ron [QB], Richmond	1966
Smith, Steve [E], Michigan	1966
Smith, Stu [QB], Bucknell	1937-38
Smith, Truett [QB], Wyoming & Mississippi St.	1950-51
Smith, Warren [T], Kansas Wes.	1948
Snell, Ray [OT], Wisconsin	1984-85
Snyder, Bill [G], Ohio U.	1934-35
Sodaski, John [DB], Villanova	1970
Soleau, Bob [LB], Wm. & Mary	1964
Solomon, Ariel [G/OT], Colorado	1991-95
Somers, George [T], LaSalle	1941-42
Sorce, Ross [T], Georgetown	1945
Sorlet, Wilbur [E], West Virginia	1933-40
Souchak, Frank [E], Pitt	1939
Spencer, Todd [RB], So. Cal.	1984-85
Spinks, Jack [G], Alcorn A & M	1952
Spizak, Charley [QB], Carn. Tech.	1938
St. Pierre, Brian [QB], Boston College	2003-04
Staat, Jeremy [DE], Arizona State	1998-00
Staggers, Jon [WR], Missouri	1970-71
Stai, Brenden [G], Nebraska	1995-99
Staley, Duce [RB], South Carolina	2004
Stallworth, John [WR], Alabama A&M	1974-87
Stanton, John [B], N. Car. St.	1961
Stark, Rohn [P], Florida State	1995
Starks, Max [T], Florida	2004
Starret, Ben [B], St. Mary's of Cal.	1941
Station, Larry [LB], Iowa	1986
Stauffer, Ernie [T], Bost. Col.	1950-63
Steed, Joel [NT], Colorado	1992-99
Steele, Ernie [B], Washington	1943*
Stehouwer, Ron [B], Colorado State	1960-64
Stenger, Brian [LB], Notre Dame	1969-72
Stenn, Paul [T], Villanova	1947
Stephens, Jamain [OT], North Carolina A&T	1996-98
Steward, Denn [B], Ursinus	1943*
Stewart, Kordell [QB], Colorado	1995-02
Stock, John [E], Pitt	1956
Stock, Mark [WR], Virginia Military	1989
Stofko, Ed [B], St. Francis	1945
Stone, Dwight [WR/RB/KR], Middle Tennessee State	1987-94

S



STEELERS ALL-TIME ROSTER — 1933-2004

Stoudt, Cliff [QB], Youngstown St.	1977-83
Stough, Glen [T], Duke	1945
Stowe, Tyrone [LB], Rutgers	1987-90
Strand, Eli [G], Iowa State Coll.	1966
Strom, Rick [QB], Georgia Tech	1989-93
Strugar, George [T], Washington	1962
Strutt, Art [B], Duquesne	1935-36
Stryzinski, Dan [P], Indiana	1980-91
Stryczek, Justin [OT], Maine	1990-99
Stule, Ernie [B]	
Stuivants, Russell [S], Youngstown State	2003-04
Suhey, Steve [G], Penn State	1948-49
Sulima, George [E], Boston U.	1952-54
Sullivan, Chris [DE], Boston College	2000
Sullivan, Frank [C], Loyola (New Or.)	1940
Sullivan, Robert [B], Holy Cross Iowa	1947
Sutherin, Don [B], Ohio State	1959-60
Sutton, Ricky [DL], Auburn	1993
Swain, John [CB], Miami (Fla.)	1985-86
Swann, Lynn [WR], Southern Cal.	1974-82
Sweeney, Calvin [WR], Southern Cal.	1980-87
Sweeney, Jim [C/G], Pittsburgh	1996-99
Sydnor, Willie [WR/KR], Syracuse	1982
Szot, Walter [T], Bucknell	1949-50

T

Tanguay, Jim [B], NYU	1933
Tarasovic, George [E], LSU	1952-53, 56-63
Tatum, Jesse [E], N. Carolina State	1938
Taylor, Ike [CB], Louisiana-Lafayette	2003-04
Taylor, Jim [LB], Baylor	1956
Taylor, Mike [T], Southern Cal.	1968-69
Tepe, Lou [C], Duke	1953-55
Terry, Nat [CB], Florida State	1988
Tessier, Ray [E], Carnegie Tech	1933-34
Tharpe, Larry [OT], Tennessee State	2000
Thelwell, Ryan [WR], Minnesota	1999
Thigpen, Yancey [WR], Winston-Salem State	1992-97
Thomas, Ben [DE/DT], Auburn	1988
Thomas, Clendon [B], Oklahoma	1962-68
Thomas, J.T. [CB/S], Florida St.	1973-77, 79-81
Thompson, Clarence [B], Minnesota	1937-38
Thompson, Donnell [LB], Wisconsin	2000
Thompson, Leroy [RB], Penn State	1991-93
Thompson, Tommy [QB], Tulsa	1940
Thompson, Weegie [WR], Florida St.	1984-89
Thornton, Sidney [RB], Northwestern La.	1977-82
Thurbon, Bob [B], Pitt	1943*-44**
Tiller, Morgan [E], Denver	1945
Tinsley, Sid [B], Clemson	1945
Titus, George [C], Holy Cross	1946
Titus, Silas [E], Holy Cross	1945
Toews, Loren [LB], California	1973-83
Tomasetti, Lou [B], Bucknell	1939-40
Tomasic, Andy [B], Temple	1942-46
Tomczak, Mike [QB], Ohio State	1993-99
Tomlinson, Dick [G], Kansas	1950-51
Tommerson, Clarence [B], Wisconsin	1938-39
Tosi, John [B], Niagara	1939
Totten, Erik [S], Western Washington	2002
Townsend, Deshea [CB], Alabama	1998-04
Tracy, Tom [B], Tennessee	1958-63
Trout, Dave [PK], Pitt	1981, 87
Tsoulisovous, Lou [C], Stanford	1938
Tuggle, Anthony [CB/S], Nicholls St.	1985, 87
Tuman, Jerome [TE], Michigan	1999-04
Turk, Dan [C], Wisconsin	1985-86
Turley, John [QB], Ohio Wesleyan	1935-36
Tyiski, Rich [G], Utah State	2000-01
Tyrell, Tim [RB], Northern Illinois	1989

V

Valentine, Zack [LB], East Carolina	1979-81
-------------------------------------	---------

Van Dyke, Bruce [G], Missouri	1967-73
Varrichione, Frank [T], Notre Dame	1955-60
Vaughan, John [QB], Ind. St. (Pa.)	1933-34
Veals, Elton [RB], Tulane	1984
Veasey, Craig [DL], Houston	1990-91
Vidoni, Vic [E], Duquesne	1935-36
Vincent, Keydrick [G], Mississippi	2001-04
Vincent, Shawn [CB], Akron	1991
Von Oelhoffen, Kimo [DL], Boise State	2000-04
Voss, Lloyd [T], Nebraska	1966-71
Vrabel, Mike [LB], Ohio St.	1997-00

W

Wade, Bob [DB], Morgan State	1968
Wade, Tom [QB], Texas	1964-65
Wager, Clint [E], St. Mary's Minn.	1944**
Wagner, Mike [S], Western Illinois	1971-80
Walden, Bob [P], Georgia	1968-77
Walker, Sammy [CB], Texas Tech	1991-92
Wallace, Ray [RB], Purdue	1989
Walsh, Bill [C], Notre Dame	1949-55
Ward, Hines [WR], Georgia	1998-04
Warren, Buist [B], Tennessee	1945
Warren, Xavier [DE/DT], Tulsa	1987
Washington, Anthony [CB], Fresno State	1981-82
Washington, Clarence [DT], Arkansas AM & N	1969-70
Washington, Dewayne [CB], N. Carolina State	1998-03
Washington, Robert [OT], Alcorn State	1987
Washington, Sam [CB], Miss. Val. St.	1982-85
Watkins, Tom [B], Iowa State	1968
Watson, Allen [K], Newport (Wales)	1970
Watson, Sid [B], Northeastern	1955-57
Webster, Enardo [LB], Rutgers	1992
Webster, George [LB], Michigan State	1972-73
Webster, Mike [C], Wisconsin	1974-88
Weed, Thurlow [K], Ohio State	1955
Weinberg, Henry [G], Duquesne	1934
Weinstock, Izzy [B], Pitt	1937-38
Weisenbaugh, Henry [B], Pitt	1935
Wells, Billy [B], Mich. State	1957
Wendick, Joe [E], Oregon State	1941
Wenzel, Ralph [E], Tulane	1942
Wenzel, Ralph [G], San Diego St.	1966-70
Westfall, Ed [B], Ohio Wesleyan	1933
Wetzel, Damon [B], Ohio State	1935
Wheeler, Ernie [B], N. Dakota State	1939
Whelan, Tom [B], Catholic U.	1933
White, Byron [B], Colorado	1938
White, Dwight [DE], East Texas State	1971-80
White, Paul [B], Michigan	1947
Whehl, Joe [T], Duquesne	1936
Wiggins, Paul [OT], Oregon	1997
Wilburn, J. R. [WR], S. Carolina	1966-70
Wilcots, Solomon [S], Colorado	1992
Wiley, Jack [T], Waynesburg	1946-50
Wilkinson, Eric [RB/WR], Kent State	1989
Williams, Albert [LB], UTEP	1987
Williams, Dave [WR], Washington	1973
Williams, Don [G], Texas	1941
Williams, Eric [S], N.C. State	1983-86
Williams, Erwin [WR], Maryland St.	1969
Williams, Gerald [NT/DE], Auburn	1986-94
Williams, Jerro [LB], Purdue	1989-92
Williams, Joe [LB], Grambling	1987
Williams, Joe [B], Ohio State	1939
Williams, John L. [B], Florida	1994-95
Williams, Ray [CB], Rhode Island	1987
Williams, Robert [S], Eastern Illinois	1974
Williams, Sidney [LB], Southern	1969
Williams, Warren [RB], Miami (Fla.)	1988-92
Williams, Willie [CB], Western Carolina	1993-96, 2004
Williamson, Fred [B], Northwestern	1960
Willis, Keith [DE], Northeastern	1982-87, 89-91



STEELERS ALL-TIME ROSTER — 1933-2004

Wilson, Bill [E], Gonzaga	1938
Wilson, Frank [TE], Rice	1982
Winfrey, Carl [LB], Wisconsin	1972
Wingle, Blake [G], UCLA	1983-85
Winston, Dennis [LB], Arkansas	1977-81, 85-86
Withcombe, Mike [C], Fresno State	1991
Wilman, Jon [FB], Penn State	1996-01
Wolf, Jim [DE], Prairie View	1974
Woffley, Craig [G/OT], Syracuse	1980-89
Wolford, Will [G/T], Vanderbilt	1996-98
Womack, Joe [B], Los Angeles St.	1962
Woodard, Ken [LB], Tuskegee Institute	1987
Woodley, David [QB], Louisiana St.	1984-85
Woodruff, Dwayne [CB], Louisville	1979-85, 87-90
Woods, Rick [S/CB], Boise State	1982-86
Woodson, Mary [B], Indiana	1964-69
Woodson, Rod [DB/KR], Purdue	1987-96
Woolford, Donnell [CB], Clemson	1997
Worley, Tim [RB], Georgia	1989-91, 93
Woudenbeg, John [T], Denver	1940-42
Wren, Lowe [B], Missouri	1960
Wright, Anthony [QB], South Carolina	1999
Wukits, Al [C], Duquesne	1943*-44*-45
Wydo, Frank [T], Cornell	1947-51

Y

Young, Al [WR], South Carolina St.	1971-72
Young, Dick [B], Chattanooga	1957
Young, Theo [TE], Arkansas	1987
Younger, Paul [B], Grambling	1958
Yurchey, John [B], Duquesne	1940

Z

Zaninelli, Silvio [B], Duquesne	1934-37
Zereoue, Amos [RB], West Virginia	1999-03
Zgonina, Jeff [DL], Purdue	1993-94
Zimmerman, Leroy [QB], San Jose St.	1943*
Zombek, Joe [E], Pitt	1954
Zopetti, Frank [B], Duquesne	1941

*Steelers combined with Philadelphia Eagles

**Steelers combined with Chicago Cardinals.

Current players in bold

STEELERS ALL-TIME ASSISTANT COACHES

April, Bobby	1994-95	Fox, John	1989-91	Lewis, Art	1960-61	Skladany, Joseph	1947
Arians, Bruce	2004	Fry, Bob	1969-73	Lewis, Marvin	1992-95	Skorich, Nick	1955-57
Archer, Mike	1996-02	Furness, Steve	1992-93	Lewis, Tim	1995-03	Snyder, Bob	1955
Bach, Joe	1935-36	Galley, Chan	1994-97	McGraw, Thurman	1958-61	Sortet, Wilbur	1940
Bail, Herman	1955	Gilbride, Kevin	1999-00	McLaughlin, Leon	1966-68	Souchak, Frank	1946
Blackledge, Ron	1982-91	Gilmer, Harry	1957-60	McPeak, Bill	1956-58	Spencer, Kevin	2002-04
Bratkowski, Bob	1999-00	Greene, Joe	1987-91	Mayers, Bill	1984	Spezzaferro, John	1976
Brazil, Dave	1989-91	Grimm, Russ	2001-04	Michelosen, John	1946-47	Stautner, Ernie	1963-64
Bridgers, John	1969	Guy, John	1992-93	Mitchell, John	1995-04	Stephenson, Kent	1992-00
Butler, Jack	1961-63	Hackett, Walter	1969-70	Moore, Tom	1977-89	Stewart, George	1989-91
Butler, Keith	2003-04	Handler, Phil	*1944	McNally, Johnny "Blood"	1936	Stille, Ken	1959-63
Capers, Dom	1992-94	Harrison, Bob	1992-93	Mularkey, Mike	1996-03	Sumner, Charley	1969-72
Carson, Bud	1972-77	Hasielt, Jim	1997-99	Neale, Greasy	*1943	Taylor, Hugh	1966-68
Cherundolo, Charles	1948-57, 61	Hayes, Jay	1999-01	Nixon, Mike	1961-65	Taylor, Lionel	1970-76
Clements, Tom	2001-03	Hefferle, Ernie	1965	Ormiston, Ken	1948-50	Torgeson, LaVerne	1962-68
Coley, Max	1969-71	Heinrich, Don	1966-68	Painter, Dwight	1988-91	Uram, Paul	1972-81
Craft, Russ	1956	Henry, Jack	1990-91	Pailili, Babe	1971-73	Valesente, Bob	1990-91
Culley, David	1996-98	Hoak, Dick	1972-04	Patrick, Frank	1948	Walls, Will	1962-63
Daniel, James	2004	Hodgson, Pat	1992-95	Perles, George	1972-81	Walker, Dick	1978-81
Davis, Robert	1951	Horton, Ray	2004	Perry, Darren	2003-04	Walton, Frank	1947
DePasqua, Carl	1968	Hughes, Jed	1984-88	Perry, Lowell	1957	Walton, Joe	1990-91
DiMancheff, Boris	1958-59	Hunter, Hal	1985-88	Plasman, Dick	1958-61	Whipple, Mark	2004
Dorais, Gus	1952	Jackson, Kenny	2001-03	Radakovich, Dan	1971, 74-77	Whisenhunt, Ken	2001-04
Doran, Jim	1964-65	Jones, Edgar	1953	Ramsey, Buster	1962-64	Widanofer, Woody	1973-83
Dotsch, Rolie	1978-81	Keane, Tom	1965	Reese, Cad	1934-36	Wray, Lud	1945
Dudley, Bill	1956	Kiesling, Walt *1938-39, 41, 49-54, 57-61	1938-39, 41, 49-54, 57-61	Riecke, Lou	1970-79	Zook, Ron	1996-1998
Dungy, Tony	1981-88	Kolb, Jon	1982-91	Ronzani, Gene	1954		
Eatman, Irv	2000	Kuhanch, Joe	1946	Robinson, Willy	2001-03		
Erhardt, Ron	1992-95	Layne, Bobby	1964-65	Rooper, Harvey	1948		
Evans, Walt	1982-88	LeBeau, Dick	1992-96, 04	Rooney, JP	1934-35		
Fletcher, Tom	1966-68	Leonard, Jim	1942	Rust, Rod	1989		
Fitzgerald, Dennis	1982-88			Sherman, Ray	1996		

*Kiesling and Neale were co-head


coaches of Phil-Pitt in 1943

Kiesling and Handler were co-head

coaches of Card-Pitt in 1944

Current coaches in bold

STEELERS RECORDS





STEELERS INDIVIDUAL LEADERS

PASSING

Player	Years	Att.	Comp.	Yards	Pct.	TDs	INTs	Rating
1. Terry Bradshaw	1970-83	3,901	2,025	27,989	51.9	212	210	71.1
2. Kordell Stewart	1995-02	2,107	1,190	13,328	56.4	70	72	72.3
3. Neil O'Donnell	1990-95	1,871	1,069	12,867	57.1	68	39	81.6
4. Bobby Brister	1986-92	1,477	776	10,104	52.5	51	57	69.8
5. Bobby Layne	1958-62	1,156	569	8,983	49.2	67	81	70.7
6. Jim Finks	1949-55	1,382	661	8,854	47.8	55	88	48.5
7. Mark Malone	1980-87	1,374	690	8,582	50.2	54	68	62.1
8. Mike Tomczak	1993-99	973	546	6,649	56.1	37	42	72.0
9. Tommy Maddox	2001-04	965	569	6,733	59.0	40	36	79.8
10. Ed Brown	1962-65	736	339	5,821	44.7	30	50	57.7
11. Bill Nelsen	1963-67	589	274	4,440	46.5	28	30	67.0
12. Dick Shiner	1968-69	513	245	3,278	47.8	25	27	54.7
13. Cliff Stoudt	1977-83	479	244	3,217	50.9	14	28	57.9
14. David Woodley	1984-85	339	179	2,630	52.8	14	21	66.2
15. Ben Roethlisberger	2004	295	196	2,621	66.4	17	11	98.1
16. Kent Nix	1967-69	451	217	2,597	48.1	14	33	46.1
17. Terry Hanratty	1969-75	417	159	2,428	38.1	24	34	42.6
18. Earl Morrall	1957-58	335	145	2,175	43.3	12	19	53.9
19. Joe Gilliam	1972-75	331	147	2,103	44.4	9	17	53.3
20. Ted Marchibroda	1953, 55-56	340	157	1,931	46.2	15	24	49.3

RUSHING

Player	Years	Att.	Yards	Avg.	LG	TDs
1. Franco Harris	1972-83	2,881	11,950	4.1	751	91
2. Jerome Bettis	1996-04	2,573	10,203	4.0	501	69
3. John Henry Johnson	1960-65	1,025	4,383	4.3	87	26
4. Frank Pollard	1980-88	953	3,989	4.2	52	20
5. Dick Hoak	1961-70	1,132	3,965	3.5	77	25
6. Barry Foster	1990-94	915	3,943	4.3	69	26
7. Rocky Bleier	1968, 70-80	928	3,865	4.2	701	23
8. Walter Abercrombie	1982-87	842	3,343	4.0	501	22
9. Fran Rogel	1950-57	900	3,271	3.6	51	17
10. Merrill Hoge	1987-93	819	3,115	3.8	411	21
11. John "Frenchy" Fuqua	1970-76	699	2,942	4.2	85	21
12. Tom Tracy	1958-63	727	2,712	3.7	64	15
13. Kordell Stewart	1995-02	496	2,561	5.2	801	37
14. Terry Bradshaw	1970-83	444	2,255	5.1	39	32
15. Preston Pearson	1970-74	573	2,243	3.9	47	8
16. Lynn Chandnois	1950-56	593	1,934	3.2	38	12
17. Earnest Jackson	1986-88	470	1,921	4.1	39	9
18. Amos Zereoue	1999-03	434	1,698	3.9	42	7
19. Sidney Thornton	1977-82	356	1,512	4.2	75	18
20. Bill Dudley	1942, 45-46	343	1,505	4.4	42	14

RECEIVING

Player	Years	Rec.	Yards	Avg.	LG	TDs
1. John Stallworth	1974-87	537	8,723	16.2	741	63
2. Hines Ward	1998-04	505	6,055	12.0	771	41
3. Louis Lipps	1984-91	358	6,018	16.8	891	39
4. Lynn Swann	1974-82	336	5,462	16.3	681	51
5. Elbie Nickel	1947-57	329	5,133	15.6	771	37
6. Franco Harris	1972-83	306	2,284	7.5	441	9
7. Plaxico Burress	2000-04	261	4,164	16.0	621	22
8. Charles Johnson	1994-98	250	3,400	13.6	841	15
9. Merrill Hoge	1987-93	241	2,054	8.5	40	13
10. Ray Mathews	1951-59	230	3,919	16.1	781	34
11. Buddy Dial	1959-63	229	4,723	20.6	881	42
12. Yancey Thigpen	1992-97	222	3,651	16.4	691	21
13. Bennie Cunningham	1976-85	202	2,879	14.3	48	20
14. Roy Jefferson	1965-69	199	3,671	18.4	841	29
15. Eric Green	1990-94	198	2,681	13.5	711	24
16. Ron Shanklin	1970-74	166	3,047	18.4	811	24
17. Lynn Chandnois	1950-56	163	2,062	12.6	55	8
18. Courtney Hawkins	1997-00	160	1,829	11.4	441	5
19. Gary Ballman	1962-66	154	2,949	19.2	871	22
20. Dwight Stone	1987-94	152	2,460	16.2	90	12



STEELERS INDIVIDUAL LEADERS

SCORING

	Player	Years	Tot. TDs	Rush	Rec.	PATs	2PTs	FGs	Points
1.	Gary Anderson	1982-94	0	0	0	416	0	309	1,343
2.	Roy Gerela	1971-78	0	0	0	293	0	146	731
3.	Franco Harris	1972-83	100	91	9	0	0	0	600
4.	Norm Johnson	1995-98	0	0	0	137	0	105	452
5.	Jerome Bettis	1996-04	71	69	2	0	1	0	428
6.	John Stallworth	1974-87	64	1	63	0	0	0	384
7.	Kris Brown	1999-01	0	0	0	98	0	80	336
8.	Lynn Swann	1974-82	53	1	51	0	0	0	318
9.	Mike Clark	1964-67	0	0	0	116	0	57	287
10.	Jeff Reed	2002-04	0	0	0	81	0	68	285
11.	Lou Michaels	1961-63	0	0	0	91	0	62	277
12.	Louis Lipps	1984-91	46	4	39	0	0	0	276
13.	Ray Mathews	1951-59	43	13	30	1	0	0	261
14.	Hines Ward	1998-04	42	1	41	0	4	0	260
15.	Buddy Dial	1959-63	42	0	42	0	0	0	252
	Kordell Stewart	1995-02	42	37	5	0	0	0	252

INTERCEPTIONS

	Player	Years	No.	Yds.	Avg.	LG	TDs
1.	Mel Blount	1970-83	57	736	12.9	52	2
2.	Jack Butler	1951-59	52	827	15.9	52	4
3.	Donnie Shell	1974-87	51	450	8.8	67	2
4.	Rod Woodson	1990-96	38	779	20.5	63	5
5.	Dwayne Woodruff	1979-85, 87-90	37	689	18.6	78	3
6.	Mike Wagner	1971-80	36	491	13.6	65	0
7.	Darren Perry	1992-98	32	505	16.8	42	1
	Jack Ham	1971-82	32	218	6.8	32	1
9.	Jack Lambert	1974-84	28	243	8.7	31	0
10.	Glen Edwards	1971-77	25	652	26.1	86	1
	Howard Hartley	1949-52	25	267	10.7	38	0
12.	Clendon Thomas	1962-68	23	233	10.1	33	0

QUARTERBACK SACKS

	Player	Years	Sacks
1.	Jason Gildon	1994-03	77.0
2.	L.C. Greenwood	1969-81	73.5
3.	Joe Greene	1969-81	66.0
4.	Keith Willis	1982-87, 89-91	59.0
5.	Greg Lloyd	1988-97	53.5
6.	Dwight White	1971-80	46.0
7.	Joey Porter	1999-04	42.5
8.	Ernie Holmes	1972-77	40.0
9.	Kevin Greene	1993-95	35.5
10.	Gary Dunn	1977-87	35.0
11.	Steve Furness	1972-80	32.0
12.	Mike Merriweather	1982-87	31.0
13.	Chad Brown	1993-96	30.0
14.	Aaron Smith	1999-04	27.5
14.	Robin Cole	1977-87	27.0
15.	Jack Ham	1971-82	25.5
16.	Keith Gary	1983-88	25.0

OPPONENT FUMBLE RECOVERIES

	Player	Years	No.
1.	Jack Ham	1971-82	21
2.	Donnie Shell	1974-87	19
3.	Carnell Lake	1989-98	16
	Joe Greene	1969-81	16
5.	Jack Lambert	1974-84	15
6.	Robin Cole	1977-87	14
	L.C. Greenwood	1969-81	14
	Greg Lloyd	1988-97	14
9.	Mel Blount	1970-83	11
	Mike Wagner	1971-80	11
11.	Jason Gildon	1994-03	10
	Bryan Hinkle	1982-93	10
13.	Levon Kirkland	1992-00	9
	David Little	1981-92	9
	Gary Dunn	1977-87	9



STEELERS INDIVIDUAL LEADERS

SERVICE

Most Seasons

15	Mike Webster (1974-88)
14	Donnie Shell (1974-87)
14	John Stallworth (1974-87)
14	Larry Brown (1971-84)
14	Mel Blount (1970-83)
14	Terry Bradshaw (1970-83)
14	Ernie Stautner (1950-63)
13	Tunch Ilkin (1980-92)
13	Joe Greene (1969-81)
13	L.C. Greenwood (1969-81)
13	Jon Kolb (1969-81)
13	Sam Davis (1967-79)
13	Ray Mansfield (1964-76)
13	Gary Anderson (1982-94)
13	Dermontti Dawson (1988-00)

Most Games

220	Mike Webster (1974-88)
201	Donnie Shell (1974-87)
200	Mel Blount (1970-83)
197	Gary Anderson (1982-94)
182	Ray Mansfield (1964-76)
181	Dermontti Dawson (1988-00)
181	Joe Greene (1969-81)
179	David Little (1981-92)
177	Jon Kolb (1969-81)
176	Tunch Ilkin (1980-92)
174	L.C. Greenwood (1969-81)
173	Ernie Stautner (1950-63)

Most Consecutive Games Played

177	Mike Webster (1974-85)
170	Dermontti Dawson (1988-99)
168	Ray Mansfield (1964-76)

SCORING

Most Total Points

Career:

1,343	Gary Anderson (1982-94), 416 PATs, 309 FGs
731	Roy Gerela (1971-78), 293 PATs, 146 FGs
600	Franco Harris (1972-83), 100 TDs
452	Norm Johnson (1995-97), 116 PATs, 79 FGs
428	Jerome Bettis (1996-04), 71 TDs, 2-PT
384	John Stallworth (1974-87), 64 TDs
336	Kris Brown (1999-01), 98 PATs, 80 FGs

Season:

141	Norm Johnson (1995), 39 PATs, 34 FGs
139	Gary Anderson (1985), 40 PATs, 33 FGs
124	Jeff Reed (2004), 40 PATs, 28 FGs
124	Kris Brown (2001), 34 PATs, 30 FGs
123	Roy Gerela (1973), 36 PATs, 29 FGs
119	Gary Anderson (1983), 38 PATs, 27 FGs
119	Roy Gerela (1972), 35 PATs, 28 FGs
118	Gary Anderson (1988), 34 PATs, 28 FGs
117	Gary Anderson (1984), 45 PATs, 24 FGs
116	Gary Anderson (1993), 32 PATs, 28 FGs
113	Gary Anderson (1992), 29 PATs, 28 FGs

Most Total Points Season (cont.)

110	Lou Michaels (1962), 32 PATs, 28 FGs
107	Kris Brown (2000), 32 PATs, 25 FG
106	Norm Johnson (1997), 40 PATs, 22 FGs
106	Norm Johnson (1996), 37 PATs, 23 FGs
105	Kris Brown (1999), 30 PATs, 25 FGs
104	Matl Bahr (1979), 50 PATs, 18 FGs
104	Gary Anderson (1994), 32 PATs, 24 FGs

Game:

24	Roy Jefferson (11/3/68 at Atlanta), 4 TDs
24	Ray Mathews (10/17/54 vs. Cleveland), 4 TDs

Most Touchdowns

Career:

100	Franco Harris (1972-83)
71	Jerome Bettis (1996-04)
64	John Stallworth (1974-87)
53	Lynn Swann (1974-82)
46	Louis Lipps (1984-91)
43	Ray Mathews (1951-59)
42	Hines Ward (1998-04)
42	Buddy Dial (1959-63)
42	Kordell Stewart (1995-02)
37	Elbie Nickel (1947-57)
34	Merril Hoge (1987-93)

Season:

15	Louis Lipps (1985)
14	Franco Harris (1976)
13	Jerome Bettis (2004)
12	Franco Harris (1979)
12	Roy Jefferson (1968)
12	Buddy Dial (1961)
12	Hines Ward (2002)

Game:

4	Roy Jefferson (11/3/68 at Atlanta)
4	Ray Mathews (10/17/54 vs. Cleveland)
3	Jerome Bettis (9/12/04 vs. Oakland)
3	Richard Huntley (9/12/99 at Cleveland)
3	Charles Johnson (11/1/98 vs. Tennessee)
3	Yancey Thigpen (12/7/97 vs. Denver)
3	Jerome Bettis (11/30/97 at Arizona) (OT)
3	Bam Morris (11/19/95 at Cincinnati)
3	Eric Pegram (11/5/95 at Chicago)
3	Barry Foster (9/27/93 at Atlanta)
3	Merril Hoge (10/29/90 vs. L.A. Rams)
3	Eric Green (10/14/90 at Denver)
3	Merril Hoge (11/26/89 at Miami)
3	Walter Abercrombie (12/13/86 at N.Y. Jets)
3	Weegie Thompson (11/2/86 vs. Green Bay)
3	Louis Lipps (9/8/85 vs. Indianapolis)
3	John Stallworth (11/25/84 vs. San Diego)
3	John Stallworth (11/4/84 vs. Houston)
3	Jim Smith (9/28/80 vs. Chicago)
3	Rocky Bleier (12/5/76 vs. Tampa Bay)
3	Steve Davis (9/22/74 at Denver)
3	Franco Harris (10/29/72 at Buffalo)
3	Earl Gros (12/21/69 vs. New Orleans)
3	John Henry Johnson (10/10/64 at Cleveland)



STEELERS INDIVIDUAL LEADERS

Most Field Goals

Career:

309	Gary Anderson (1982-94)
146	Roy Gerela (1971-78)
83	Norm Johnson (1995-98)
80	Kris Brown (1999-01)
68	Jeff Reed (2002-04)
62	Lou Michaels (1961-63)

Season:

34	Norm Johnson (1995)
33	Gary Anderson (1985)
30	Kris Brown (2001)
29	Roy Gerela (1973)
28	Jeff Reed (2004)
28	Gary Anderson (1993)
28	Gary Anderson (1992)
28	Gary Anderson (1988)
28	Roy Gerela (1972)
27	Gary Anderson (1983)
26	Norm Johnson (1998)

Game:

6	Jeff Reed (12/1/02 vs. Jacksonville)
		Gary Anderson (12/23/88 vs. Denver)

LONGEST FIELD GOALS

55	Gary Anderson (11/25/84 vs. San Diego)
55	Kris Brown (10/14/01 at Kansas City)
54	Gary Anderson (12/8/91 at Houston)
53	Gary Anderson (10/21/84 at Indianapolis)
52	Kris Brown (11/12/00 vs. Philadelphia)
52	Norm Johnson (11/9/97 at Baltimore)
52	Gary Anderson (11/13/88 vs. Philadelphia)
52	Gary Anderson (11/22/87 at Cincinnati)
52	Gary Anderson (11/17/85 at Houston)
51	Kris Brown (10/25/99 vs. Atlanta)
51	Jeff Reed (9/14/03 at Kansas City)
50	Jeff Reed (12/1/02 at Jacksonville)
50	Norm Johnson (11/19/95 at Cincinnati)
50	Gary Anderson (9/13/87 vs. San Francisco)
50	Gary Anderson (11/6/94 at Houston)
50	Lou Michaels (9/15/63 at Philadelphia)

Most Field Goal Attempts

Career:

395	Gary Anderson (1982-94)
227	Roy Gerela (1971-78)
127	Norm Johnson (1995-98)
109	Lou Michaels (1961-63)

Season:

44	Kris Brown (2001)
43	Roy Gerela (1973)
42	Gary Anderson (1985)
41	Norm Johnson (1995)
41	Roy Gerela (1972)
41	Lou Michaels (1963)

Game:

8	Lou Michaels (12/2/62 at St. Louis)
---	-------	-------------------------------------

Highest Field Goal Percentage

Career:

82.7	Norm Johnson (1995-98) (105-127)
81.0	Jeff Reed (2002-04) (68-84)
78.2	Gary Anderson (1982-94) (395-309)
77.7	Kris Brown (1999-01) (81-104)
64.3	Roy Gerela (1971-78) (227-146)

Season:

93.3	Gary Anderson (1993) (28-30)
89.4	Jeff Reed (2002) (17-19)
88.0	Norm Johnson (1997) (22-25)
86.2	Kris Brown (1999) (25-29)
87.0	Gary Anderson (1983) (27-31)
84.8	Jeff Reed (2004) (28-33)
83.3	Kris Brown (2000) (25-30)
83.3	Gary Anderson (1982) (10-12)
82.9	Norm Johnson (1995) (34-41)
82.8	Gary Anderson (1994) (24-29)
81.5	Gary Anderson (1987) (22-27)
81.0	Roy Gerela (1975) (17-21)
80.0	Gary Anderson (1990) (20-25)
78.6	Gary Anderson (1985) (33-42)
77.8	Gary Anderson (1992) (28-36)
77.8	Gary Anderson (1988) (28-36)
76.7	Norm Johnson (1996) (23-30)

Most Consecutive Field Goals Made

19	Gary Anderson (1994)
17	Jeff Reed (2004)

Most Extra Points

Career:

416	Gary Anderson (1982-94)
293	Roy Gerela (1971-78)
116	Mike Clark (1964-67)

Season:

50	Matt Bahr (1979)
45	Gary Anderson (1984)
44	Roy Gerela (1975 & 1978)
40	Jeff Reed (2004)
40	Norm Johnson (1997)
40	Gary Anderson (1985)
40	Roy Gerela (1976)

Game:

8	Gary Kerkorian (11/30/52 vs. N.Y. Giants)
---	-------	---

Most Extra Point Attempts

Career:

420	Gary Anderson (1982-94)
306	Roy Gerela (1971-78)

Season:

52	Matt Bahr (1979)
----	-------	------------------

Game:

8	Gary Kerkorian (11/30/52 vs. N.Y. Giants)
---	-------	---



STEELERS INDIVIDUAL LEADERS

Most Consecutive Extra Points Made

Career:

- 202 Gary Anderson (began 9/11/83 at Green Bay to 12/4/88 at Houston)
137 Norm Johnson (began 9/3/95 vs. Detroit to 12/20/98 vs. Cincinnati)

RUSHING

Most Yards Rushing

Career:

1. Franco Harris (1972-83) 11,950
2. **Jerome Bettis (1996-04)** **10,203**
3. John Henry Johnson (1960-65) 4,383
4. Frank Pollard (1980-88) 3,989
5. Dick Hoak (1961-70) 3,965
6. Barry Foster (1990-94) 3,943
7. Walter Abercrombie (1982-87) 3,343
8. Rocky Bleier (1968, 1970-80) 3,271
9. Fran Rogel (1950-57) 3,271
10. Merrill Hoge (1987-93) 3,115
11. John "Frenchy" Fuqua (1970-76) 2,942
12. Tom Tracy (1958-63) 2,712
13. Kordell Stewart (1995-02) 2,561
14. Terry Bradshaw (1970-83) 2,255
15. Preston Pearson (1970-74) 2,243
16. Lynn Chandnois (1950-56) 1,934
17. Earnest Jackson (1986-88) 1,921
18. Amos Zereoue (1999-03) 1,698
19. Sidney Thornton (1977-82) 1,512
20. Bill Dudley (1942, 1945-46) 1,505

Season:

1. Barry Foster (1992) 1,690
2. **Jerome Bettis (1997)** **1,665**
3. **Jerome Bettis (1996)** **1,431**
4. **Jerome Bettis (2000)** **1,341**
5. Franco Harris (1975) 1,246
6. Franco Harris (1979) 1,186
7. **Jerome Bettis (1998)** **1,185**
8. Franco Harris (1977) 1,162
9. John Henry Johnson (1962) 1,141
10. Franco Harris (1976) 1,128

Game:

1. John Fuqua (12/20/70 at Philadelphia) 218
2. John Henry Johnson (10/10/64 at Cleveland) 200
3. Barry Foster (9/13/92 vs. New York Jets) 190
4. John Henry Johnson (12/11/60 vs. Philadelphia) 182
5. Franco Harris (11/20/77 vs. Dallas) 179
6. Barry Foster (9/18/94 vs. Indianapolis) 179
7. Barry Foster (11/22/92 vs. Indianapolis) 168
8. Dick Hoak (10/20/69 vs. New Orleans) 166
9. **Jerome Bettis (10/12/97 vs. Indianapolis)** **164**

Most 100-Yard Rushing Games

Career:

1. **Jerome Bettis (1996-04)** **49**
2. Franco Harris (1972-83) 47

Most 100-Yard Rushing Games (cont.)

3. Barry Foster (1990-94) 20
4. John Henry Johnson (1960-65) 15
5. Earnest Jackson (1986-88) 7
- John Fuqua (1970-76) 7

Season:

1. Barry Foster (1992) 12
2. **Jerome Bettis (1997)** **10**
- Jerome Bettis (1996)** **10**
4. **Jerome Bettis (2000)** **7**
- Franco Harris (1972) 7
6. **Jerome Bettis (1998, 2004)** **6**
- Franco Harris (1976) 6
- Franco Harris (1975) 6
- Franco Harris (1974) 6
10. **Jerome Bettis (2001)** **5**
- Franco Harris (1979, 1983) 5

Most Rushing Attempts

Career:

1. Franco Harris (1972-83) 2,881
2. **Jerome Bettis (1996-04)** **2,581**
3. Dick Hoak (1961-70) 1,132
4. John Henry Johnson (1960-65) 1,025
5. Frank Pollard (1980-88) 953
6. Rocky Bleier (1968, 1970-80) 928
7. Barry Foster (1990-94) 915
8. Fran Rogel (1950-57) 900
9. Walter Abercrombie (1982-87) 842
10. Merrill Hoge (1987-93) 819

Season:

1. Barry Foster (1992) 390
2. **Jerome Bettis (1997)** **375**
3. **Jerome Bettis (2000)** **355**
4. **Jerome Bettis (1996)** **320**
5. **Jerome Bettis (1998)** **316**
6. Franco Harris (1978) 310
7. Franco Harris (1977) 300
8. **Jerome Bettis (1999)** **299**
9. Franco Harris (1976) 289
10. John Henry Johnson (1962) 251

Game:

1. Franco Harris (10/17/76 vs. Cincinnati) 41
2. Amos Zereoue (11/10/02 vs. Atlanta) 37
3. **Jerome Bettis (12/18/04 at New York Giants)** **36**
- Jerome Bettis (11/30/97 at Arizona)** **36**
5. Rocky Bleier (10/26/75 at Green Bay) 35
6. **Jerome Bettis (11/9/98 vs. Green Bay)** **34**
- Jerome Bettis (10/19/97 at Cincinnati)** **34**
8. **Jerome Bettis (11/7/04 vs. Philadelphia)** **33**
- Jerome Bettis (10/22/00 vs. Cleveland)** **33**
- Jerome Bettis (12/26/99 vs. Carolina)** **33**
- Jerome Bettis (10/26/98 at Kansas City)** **33**
- Barry Foster (12/6/92 vs. Seattle) 33
- Barry Foster (9/13/92 vs. New York Jets) 33
14. **Jerome Bettis (12/21/03 vs. San Diego)** **32**
- Franco Harris (12/27/79 vs. Cincinnati) 32
- Barry Foster (12/18/94 vs. Cleveland) 32



STEELERS INDIVIDUAL LEADERS

Most Rushing Touchdowns

Career:

1. Franco Harris (1972-83)	91
2. Jerome Bettis (1996-04)	69
3. Kordell Stewart (1995-02)	37
4. Terry Bradshaw (1970-83)	32
5. John Henry Johnson (1960-65)	26
Barry Foster (1990-94)	26
7. Dick Hoak (1961-70)	25
8. Rocky Bleier (1968, 1970-80)	23
9. Walter Abercrombie (1982-87)	22
10. Merrill Hoge (1987-93)	21
Frenchy Fuqua (1970-76)	21

Game:

1. Jerome Bettis (9/12/04 vs. Oakland)	3
Jerome Bettis (11/30/97 at Arizona)	3
Bam Morris (11/19/95 at Cincinnati)	3
Barry Foster (9/27/93 at Atlanta)	3
Merrill Hoge (11/26/89 at Miami)	3
Rocky Bleier (12/5/76 at Tampa Bay)	3
Earl Gros (12/21/69 at New Orleans)	3
John Henry Johnson (10/10/64 at Cleveland)	3
(several tied with 2)	

Highest Rushing Average

Career: (minimum 1,500 yards)

1. Kordell Stewart (1995-02)	5.23
2. Terry Bradshaw (1970-83)	5.05
3. Bill Dudley (1942, 1945-46)	4.39
4. Barry Foster (1990-94)	4.31
5. John Henry Johnson (1960-65)	4.28
6. Sidney Thornton (1977-82)	4.25
7. Frenchy Fuqua (1970-76)	4.21
8. Frank Pollard (1980-88)	4.18
9. Rocky Bleier (1968, 1970-80)	4.16
10. Franco Harris (1972-83)	4.15

Season:

1. Kordell Stewart (2001)	5.8
2. Franco Harris (1972)	5.6
3. Sidney Thornton (1979)	5.0
Frenchy Fuqua (1970)	5.0
5. Dick Hoak (1968)	4.9
6. Franco Harris (1975)	4.8
Frenchy Fuqua (1974)	4.8
8. Rocky Bleier (1976)	4.7
9. Frank Pollard (1981)	4.6
10. Jerome Bettis (1996)	4.5
Frank Pollard (1983)	4.5

LONGEST RUSHING PLAYS

1. Bobby Gage (12/4/49 at Chicago Bears)	97t
2. John Henry Johnson (12/11/60 vs. Philadelphia)	87t
3. Frenchy Fuqua (12/20/70 at Philadelphia)	85t
4. Kordell Stewart (12/22/96 at Carolina)	80t
5. Dick Hoak (10/20/68 vs. New Orleans)	77t
6. Franco Harris (11/19/72 at Cleveland)	75t
7. Sidney Thornton (9/23/79 vs. Baltimore)	75
8. Buist Warren (11/11/45 vs. Chicago Cards)	75
9. Kordell Stewart (10/4/97 at Baltimore)	74t
10. Bill Asbury (9/17/67 vs. Chicago)	73t

PASSING

Most Yards Passing

Career:

1. Terry Bradshaw (1970-83)	27,989
2. Kordell Stewart (1995-02)	13,328
3. Neil O'Donnell (1990-95)	12,867
4. Bobby Brister (1986-92)	10,104
5. Bobby Layne (1958-62)	8,983
6. Jim Finks (1949-55)	8,854
7. Mark Malone (1980-87)	8,582
8. Tommy Maddox (2001-04)	6,733
9. Mike Tomczak (1993-99)	6,649
10. Ed Brown (1962-65)	5,821

Season:

1. Terry Bradshaw (1979)	3,724
2. Tommy Maddox (2003)	3,414
3. Terry Bradshaw (1980)	3,339
4. Neil O'Donnell (1993)	3,208
5. Kordell Stewart (2001)	3,109
6. Kordell Stewart (1997)	3,020
7. Ed Brown (1963)	2,982
8. Neil O'Donnell (1995)	2,970
9. Terry Bradshaw (1978)	2,915
10. Terry Bradshaw (1981)	2,887
11. Tommy Maddox (2002)	2,836

Game:

1. Tommy Maddox (11/10/02 vs. Atlanta)	473
2. Bobby Layne (12/13/58 vs. Chicago Cards)	409
3. Neil O'Donnell (11/13/95 at Cincinnati)	377
4. Mark Malone (9/30/85 vs. Cincinnati)	374
5. Terry Bradshaw (11/25/79 vs. Cleveland)	364
6. Neil O'Donnell (10/19/95 vs. Cincinnati)	359
7. Neil O'Donnell (10/24/93 at Cleveland)	355
8. Bobby Brister (10/14/90 at Denver)	353
9. Mark Malone (12/21/86 vs. K.C.)	351
10. Joe Gilliam (9/22/74 at Denver)	348
11. Mike Tomczak (11/20/94 vs. Miami)	343
12. Neil O'Donnell (10/29/95 vs. Jacksonville)	341
13. Terry Bradshaw (12/2/79 vs. Cincinnati)	339
14. Mike Tomczak (10/7/96 vs. Kansas City)	338
15. Jim Finks (11/5/55 vs. Chicago Cards)	337
16. Tommy Maddox (9/14/03 at K.C.)	336

Most 300-Yard Passing Games

Career:

1. Tommy Maddox (2001-04)	6
2. Neil O'Donnell (1990-95)	5
3. Terry Bradshaw (1970-83)	4
4. Mike Tomczak (1993-99)	3
Kordell Stewart (1995-02)	3
Bobby Brister (1986-92)	3
Jim Finks (1949-55)	3
8. Mark Malone (1980-87)	2

Season:

1. Tommy Maddox (2003)	4
Neil O'Donnell (1995)	4
3. Terry Bradshaw (1979)	3



STEELERS INDIVIDUAL LEADERS

Most 300-Yard Passing Games (cont.)

4. Tommy Maddox (2002)	2
Kordell Stewart (1997)	2
Bubby Brister (1988)	2

Most Passing Attempts

Career:

1. Terry Bradshaw (1970-83)	3,901
2. Kordell Stewart (1995-02)	2,107
3. Neil O'Donnell (1990-95)	1,871
4. Bubby Brister (1986-92)	1,477
5. Jim Finks (1949-55)	1,382
6. Mark Malone (1980-87)	1,374
7. Bobby Layne (1958-62)	1,156
8. Mike Tomczak (1993-99)	973
9. Tommy Maddox (2001-04)	965
10. Ed Brown (1962-65)	736
11. Bill Nelson (1963-67)	589

Season:

1. Tommy Maddox (2003)	519
2. Neil O'Donnell (1993)	486
3. Terry Bradshaw (1979)	472
4. Kordell Stewart (1998)	458
5. Kordell Stewart (2001)	442
6. Kordell Stewart (1997)	440
7. Mark Malone (1986)	425
8. Terry Bradshaw (1980)	424
9. Neil O'Donnell (1995)	416
10. Mike Tomczak (1996)	401
11. Bubby Brister (1990)	387
12. Cliff Stoudt (1983)	381
13. Tommy Maddox (2002)	377
14. Terry Bradshaw (1971)	373
15. Neil O'Donnell (1994)	370
Bubby Brister (1988)	370
Terry Bradshaw (1981)	370
18. Terry Bradshaw (1978)	368

Game:

1. Tommy Maddox (12/8/02 vs. Houston)	57
2. Neil O'Donnell (12/24/95 at Green Bay)	55
3. Neil O'Donnell (10/19/95 vs. Cincinnati)	52
4. Joe Gilliam (9/22/74 at Denver)	50
5. Bobby Layne (12/13/58 vs. Chicago Cards)	49
Jim Finks (11/5/55 at Chicago Cards)	49
7. Kordell Stewart (12/13/97 at N.E.)	48
Mark Malone (9/15/86 vs. Denver)	48
9. Tommy Maddox (9/14/03 at Kansas City)	47
Tommy Maddox (9/28/03 vs. Tennessee)	47
11. Mike Tomczak (12/18/99 at Kansas City)	46
Kent Nix (10/22/67 vs. Dallas)	46

Most Passes Completed

Career:

1. Terry Bradshaw (1970-83)	2,025
2. Kordell Stewart (1995-02)	1,190
3. Neil O'Donnell (1990-95)	1,069
4. Bubby Brister (1986-92)	776
5. Mark Malone (1980-87)	690

Most Passes Completed (cont.)

6. Jim Finks (1949-55)	661
7. Bobby Layne (1958-62)	569
Tommy Maddox (2001-04)	569
9. Mike Tomczak (1993-99)	546
10. Ed Brown (1962-65)	339

Season:

1. Tommy Maddox (2003)	298
2. Neil O'Donnell (1993)	270
3. Kordell Stewart (2001)	266
4. Terry Bradshaw (1979)	259
5. Kordell Stewart (1998)	252
6. Neil O'Donnell (1995)	246
7. Kordell Stewart (1997)	236
8. Tommy Maddox (2002)	234
9. Bubby Brister (1990)	223
10. Mike Tomczak (1996)	222
11. Terry Bradshaw (1980)	218
12. Mark Malone (1986)	216
13. Neil O'Donnell (1994)	212
14. Terry Bradshaw (1978)	207
15. Terry Bradshaw (1971)	203

Game:

1. Neil O'Donnell (11/5/95 at Chicago)	34
2. Neil O'Donnell (12/24/95 at Green Bay)	33
3. Tommy Maddox (9/28/03 vs. Tennessee)	31
Joe Gilliam (9/22/74 at Denver)	31
5. Tommy Maddox (12/8/02 vs. Houston)	30
Terry Bradshaw (11/25/79 vs. Cleveland)	30
Neil O'Donnell (10/19/95 vs. Cincinnati)	30
8. Terry Bradshaw (9/19/82 vs. Cincinnati)	29
9. Tommy Maddox (11/10/02 vs. Atlanta)	28
Tommy Maddox (9/14/03 at Kansas City)	28
Tommy Maddox (11/30/03 vs. Cincinnati)	28
Kent Nix (10/22/67 vs. Dallas)	28
13. Jim Finks (9/26/54 at Green Bay)	27
14. Kordell Stewart (12/13/97 at New England)	26
Mike Tomczak (11/20/94 vs. Miami)	26
Mark Malone (9/30/85 vs. Cincinnati)	26

Most Consecutive Passes Completed

1. Bubby Brister (10/1/89 at Detroit)	15
2. Bill Nelson (12/18/66 at Atlanta [1]; 9/17/67 vs. Chicago [2])	13
3. Tommy Maddox (10/27/02 at Baltimore)	11
Bubby Brister (12/27/92 vs. Cleveland)	11
Neil O'Donnell (10/11/92 at Cleveland)	11
Mark Malone (11/25/84 vs. San Diego)	11

Highest Completion Percentage

Career: (Minimum 500 Attempts)

1. Tommy Maddox (539-905, 2001-04)	59.6%
2. Neil O'Donnell (2,025-3,901, 1990-95)	57.1%
3. Mike Tomczak (546-973, 1993-99)	56.1%
4. Kordell Stewart (1,190-2,107, 1995-02)	56.4%



STEELERS INDIVIDUAL LEADERS

Highest Completion Percentage (cont.)

5. Bubby Brister (776-1,477, 1986-92)	52.5%
6. Terry Bradshaw (2,025-3,901, 1970-83)	51.9%
7. Mark Malone (690-1,374, 1980-87)	50.2%
8. Bobby Layne (569-1,156, 1958-62)	49.2%
9. Jim Finks (661-1,382, 1949-55)	47.8%
Dick Shiner (245-513, 1968-69)	47.8%
11. Bill Nelsen (274-589, 1963-67)	46.5%

Season: (Minimum 250 Attempts)

1. Ben Roethlisberger (196-295, 2004)	66.4%
2. Tommy Maddox (234-377, 2002)	62.1%
3. Kordell Stewart (266-442, 2001)	60.2%
4. Neil O'Donnell (185-313, 1992, 246-416, 1995)	59.1%
5. Kordell Stewart (160-275, 1999)	58.2%
6. Terry Bradshaw (165-286, 1975)	57.7%
7. Bubby Brister (223-387, 1990)	57.6%
8. Tommy Maddox (298-519, 2003)	57.4%
9. Neil O'Donnell (212-370, 1994)	57.3%
10. Terry Bradshaw (207-368, 1978)	56.3%
11. Neil O'Donnell (270-486, 1993)	55.6%
12. Mike Tomczak (222-401, 1996)	55.4%
13. Kordell Stewart (252-458, 1998)	55.0%
14. Terry Bradshaw (259-472, 1979)	54.9%
15. Bubby Brister (187-342, 1989)	54.7%
16. Neil O'Donnell (156-286, 1991)	54.5%
17. Terry Bradshaw (203-373, 1971)	54.4%
18. Terry Bradshaw (201-370, 1981)	54.3%

Game: (Minimum 20 Attempts)

1. Kordell Stewart (22-26, 11/24/02 vs. Cin.)	84.6%
2. Ben Roethlisberger (21-25, 10/17/04 at Dallas)	84.0%
Neil O'Donnell (21-25, 9/19/93 vs. Cincinnati)	84.0%
4. Ben Roethlisberger (14-17, 12/5/04 at Jax)	82.5%
5. Mark Malone (18-22, 11/25/84 vs. San Diego)	81.8%
6. Mike Tomczak (22-27, 10/27/96 at Atlanta)	81.5%
7. Kordell Stewart (22-28, 11/15/98 at Tenn.)	78.6%
8. Neil O'Donnell (25-32, 10/11/92 at Cleveland)	78.1%
9. Bubby Brister (21-27, 10/1/89 at Detroit)	77.8%
10. Neil O'Donnell (24-31, 11/19/95 at Cincinnati)	77.4%
11. Ben Roethlisberger (16-21, 10/10/04 vs. Cle.)	76.2%
12. Neil O'Donnell (19-25, 9/27/93 at Atlanta)	76.0%
13. Bubby Brister (22-29, 9/15/91 vs. New England)	75.9%
14. Ben Roethlisberger (18-24, 10/31/04 New England)	75.0%
Tommy Maddox (18-24, 10/27/02 at Baltimore)	75.0%
Bubby Brister (18-24, 11/25/90 at New York Jets)	75.0%
Bubby Brister (21-28, 10/14/90 at Denver)	75.0%
Terry Bradshaw (15-20, 12/5/82 vs. Kansas City)	75.0%
Terry Bradshaw (18-24, 10/22/79 vs. Denver)	75.0%
Terry Bradshaw (21-28, 9/21/75 at San Diego)	75.0%

Most Touchdown Passes

Career:

1. Terry Bradshaw (1970-83)	212
2. Kordell Stewart (1995-02)	70
3. Neil O'Donnell (1990-95)	68
4. Bobby Layne (1958-62)	67
5. Jim Finks (1949-55)	55

Most Touchdown Passes (cont'd)

6. Mark Malone (1980-87)	54
7. Bubby Brister (1986-92)	51
8. Tommy Maddox (2001-04)	40
9. Mike Tomczak (1993-98)	37
10. Ed Brown (1962-65)	30
11. Bill Nelsen (1963-67)	28
12. Dick Shiner (1968-69)	25

Season:

1. Terry Bradshaw (1978)	28
2. Terry Bradshaw (1979)	26
3. Terry Bradshaw (1980)	24
4. Terry Bradshaw (1981)	22
5. Kordell Stewart (1997)	21
Ed Brown (1963)	21
7. Tommy Maddox (2002)	20
Bubby Brister (1990)	20
Bobby Layne (1959)	20
Jim Finks (1952)	20
11. Terry Bradshaw (1975)	18

Game:

1. Mark Malone (9/8/85 vs. Indianapolis)	5
Terry Bradshaw (11/15/81 at Atlanta)	5
3. Tommy Maddox (11/10/02 vs. Atlanta)	4
Bubby Brister (12/23/90 vs. Cleveland)	4
Bubby Brister (10/29/90 vs. L.A. Rams)	4
Bubby Brister (10/14/90 at Denver)	4
Mark Malone (11/25/84 vs. San Diego)	4
Terry Bradshaw (9/28/80 vs. Chicago)	4
Terry Bradshaw (11/4/79 vs. Washington)	4
Dick Shiner (11/24/68 vs. San Francisco)	4
Ed Brown (10/27/63 vs. Dallas)	4
Jim Finks (10/17/54 vs. Cleveland)	4
Jim Finks (11/30/52 vs. N.Y. Giants)	4
Jim Finks (11/16/52 at Cleveland)	4

Most Passes Had Intercepted

Career:

1. Terry Bradshaw (1970-83)	210
2. Jim Finks (1949-55)	88
3. Bobby Layne (1958-62)	81
4. Kordell Stewart (1995-02)	72
5. Mark Malone (1980-87)	68

Season:

1. Jim Finks (1955)	26
2. Terry Bradshaw (1979)	25
3. Terry Bradshaw (1970)	24
4. Terry Bradshaw (1971, 1980)	22



STEELERS INDIVIDUAL LEADERS

Game:

1. Tommy Wade (12/12/65 vs. Philadelphia)	7
2. Mark Malone (9/20/87 at Cleveland)	5
Terry Bradshaw (11/18/79 at San Diego)	5
Terry Bradshaw (10/30/77 at Baltimore)	5
John Gildea (12/1/35 at Boston)	5
6. Mike Tomczak (12/18/99 at Kansas City)	4
Neil O'Donnell (9/25/94 at Seattle)	4
Kordell Stewart (12/30/01 at Cin.)	4

Highest Passer Rating (among qualifiers)

Career:

1. Ben Roethlisberger (2004)	98.1
2. Neil O'Donnell (1990-95)	81.6
3. Tommy Maddox (2001-04)	79.8
4. Kordell Stewart (1995-02)	72.3
5. Mike Tomczak (1993-99)	72.0
6. Terry Bradshaw (1970-83)	71.1
7. Bobby Layne (1958-62)	70.7
8. Bubby Brister (1986-92)	69.8
9. Bill Nelsen (1963-67)	67.0

Season:

1. Ben Roethlisberger (2004)	98.1
2. Terry Bradshaw (1975)	87.8
3. Neil O'Donnell (1995)	87.7
4. Tommy Maddox (2002)	85.2
5. Terry Bradshaw (1978)	84.8
6. Terry Bradshaw (1981)	84.0
7. Neil O'Donnell (1992)	83.6
8. Kordell Stewart (2001)	81.7
9. Bubby Brister (1990)	81.6
10. Terry Bradshaw (1982)	81.4
11. Neil O'Donnell (1993)	79.5

PASS RECEIVING

Most Receptions

Career:

1. John Stallworth (1974-87)	537
2. Hines Ward (1998-04)	505
3. Louis Lipps (1984-91)	358
4. Lynn Swann (1974-82)	336
5. Elbie Nickel (1947-57)	329
6. Franco Harris (1972-83)	306
7. Plaxico Burress (2000-04)	261
8. Charles Johnson (1994-98)	250
9. Merrill Hoge (1987-93)	241
10. Ray Mathews (1951-59)	230
11. Buddy Dial (1959-63)	229
12. Yancey Thigpen (1992-97)	222
13. Bennie Cunningham (1976-85)	202
14. Roy Jefferson (1965-69)	199
15. Eric Green (1990-94)	198
16. Ron Shanklin (1970-75)	166

Season:

1. Hines Ward (2002)	112
2. Hines Ward (2003)	95
3. Hines Ward (2001)	94
4. Yancey Thigpen (1995)	85

Most Receptions (cont.)

5. John Stallworth (1984)	80
Hines Ward (2004)	80
7. Yancey Thigpen (1997)	79
8. Plaxico Burress (2002)	78
9. John Stallworth (1985)	75
10. Andre Hastings (1996)	72
11. John Stallworth (1979)	70
12. Roy Jefferson (1969)	67
13. Courtney Hawkins (1998)	66
Plaxico Burress (2001)	66
15. Charles Johnson (1998)	65
16. Eric Green (1993)	63
John Stallworth (1981)	63
18. Elbie Nickel (1953)	62
19. Hines Ward (1999)	61
Troy Edwards (1999)	*61
Lynn Swann (1978)	61

*Steelers Rookie Record

Game:

1. Courtney Hawkins (11/1/98 vs. Tennessee)	14
2. Hines Ward (11/30/03 vs. Cincinnati)	13
3. J.R. Wilburn (10/22/67 vs. Dallas)	12
4. Hines Ward (11/10/02 vs. Atlanta)	11
Yancey Thigpen (10/26/97 vs. Jacksonville)	11
John Stallworth (9/30/85 vs. Cincinnati)	11
Roy Jefferson (11/3/68 at Atlanta)	11
8. Hines Ward (12/9/01 vs. N.Y. Jets)	10
Hines Ward (11/17/02 at Tennessee)	10
Yancey Thigpen (9/24/95 vs. Minnesota)	10
Yancey Thigpen (11/5/95 at Chicago)	10
Andre Hastings (9/18/95 at Miami)	10
Dick Compton (10/7/67 at Cleveland)	10
Elbie Nickel (12/14/52 at Los Angeles)	10
Val Jansante (10/30/49 vs. Philadelphia)	10

Most Yards Receiving

Career:

1. John Stallworth (1974-87)	8,723
2. Hines Ward (1998-04)	6,055
3. Louis Lipps (1984-91)	6,016
4. Lynn Swann (1974-82)	5,462
5. Elbie Nickel (1947-57)	5,133
6. Buddy Dial (1959-63)	4,723
7. Plaxico Burress (2000-04)	4,164
8. Ray Mathews (1951-59)	3,919
9. Roy Jefferson (1965-69)	3,671
10. Yancey Thigpen (1992-97)	3,641
11. Charles Johnson (1994-98)	3,400
12. Ron Shanklin (1970-75)	3,047
13. Gary Ballman (1962-66)	2,949
14. Bennie Cunningham (1976-85)	2,879
15. Eric Green (1990-94)	2,681

Season:

1. Yancey Thigpen (1997)	1,398
2. John Stallworth (1984)	1,395
3. Hines Ward (2002)	1,329
4. Plaxico Burress (2002)	1,325
5. Yancey Thigpen (1995)	1,307
6. Buddy Dial (1963)	1,295





STEELERS INDIVIDUAL LEADERS

Most Yards Receiving (cont.)

7.	John Stallworth (1979)	1,183
8.	Hines Ward (2003)	1,163
9.	Louis Lipps (1985)	1,134
10.	John Stallworth (1981)	1,098
11.	Roy Jefferson (1969)	1,079
12.	Roy Jefferson (1968)	1,074
13.	Plaxico Burress (2001)	1,008
	Charles Johnson (1996)	1,008
15.	Hines Ward (2001)	1,003

Game:

1.	Plaxico Burress (11/10/02 vs. Atlanta)	253
2.	Buddy Dial (10/22/61 vs. Cleveland)	235
3.	Jimmy Orr (12/13/58 vs. Chicago Cardinals)	205
4.	Elbie Nickel (12/14/52 at Los Angeles Rams)	202
5.	Roy Jefferson (11/3/68 at Atlanta)	199
6.	Yancey Thigpen (10/26/97 vs. Jacksonville)	196
7.	Jeff Graham (12/19/93 vs. Houston)	192
	Lynn Swann (12/2/79 vs. Cincinnati)	192
9.	Louis Lipps (9/2/84 vs. Kansas City)	183
10.	Yancey Thigpen (12/7/97 vs. Denver)	175
11.	Hines Ward (11/17/02 at Tennessee)	168
12.	John Stallworth (9/2/84 vs. Kansas City)	167

Most 100-Yard Receiving Games

Career:

1.	John Stallworth (1974-87)	25
2.	Louis Lipps (1984-91)	16
3.	Plaxico Burress (2000-04)	11
4.	Lynn Swann (1974-82)	10
	Yancey Thigpen (1992-97)	10
6.	Hines Ward (1998-04)	8
7.	Charles Johnson (1994-98)	7

Season:

1.	John Stallworth (1984)	7
2.	Yancey Thigpen (1997)	6
3.	Louis Lipps (1989)	5
4.	Hines Ward (2002)	4
	Plaxico Burress (2002)	4
	Charles Johnson (1996)	4
	Yancey Thigpen (1995)	4
	Louis Lipps (1985)	4
	John Stallworth (1981)	4
	Theo Bell (1980)	4

Most Touchdowns Receiving

Career:

1.	John Stallworth (1974-87)	63
2.	Lynn Swann (1974-82)	51
3.	Buddy Dial (1959-63)	42
4.	Louis Lipps (1984-91)	39
5.	Hines Ward (1998-03)	37
	Elbie Nickel (1947-57)	37
7.	Ray Mathews (1951-59)	34
8.	Roy Jefferson (1965-69)	29
9.	Eric Green (1990-94)	24
	Jim Smith (1977-82)	24
	Ron Shanklin (1970-75)	24

Season:

1.	Hines Ward (2002)	12
	Louis Lipps (1985)	12
	Buddy Dial (1961)	12
4.	John Stallworth (1984)	11
	Lynn Swann (1978, 1975)	11
	Roy Jefferson (1968)	11
7.	Hines Ward (2003)	10
	Ron Shanklin (1973)	10
9.	Louis Lipps (1984)	9
	Jim Smith (1980)	9
	John Stallworth (1978)	9
	Roy Jefferson (1969)	9

Game:

1.	Roy Jefferson (11/3/68 at Atlanta)	4
2.	Charles Johnson (11/1/98 vs. Tennessee)	3
	Yancey Thigpen (12/7/97 vs. Denver)	3
	Eric Green (10/14/90 at Denver)	3
	Weegie Thompson (11/2/86 vs. Green Bay)	3
	Louis Lipps (9/8/85 vs. Indianapolis)	3
	John Stallworth (11/4/84 vs. Houston; 11/25/84 vs. San Diego)	3
	Jim Smith (9/28/80 vs. Chicago)	3
	Ray Mathews (10/17/54 vs. Cleveland)	3

Most Consecutive Games Caught Pass

1.	Hines Ward (began 11/9/98 vs. Green Bay to present)	88
----	--	-----------



STEELERS INDIVIDUAL LEADERS

LONGEST PASS PLAYS

1. Kordell Stewart to Bobby Shaw	90t
(12/16/01 at Baltimore)	
Bubby Brister to Dwight Stone	90
(10/14/90 at Denver)	
Terry Bradshaw to Mark Malone	90t
(11/8/81 at Seattle)	
4. Neil O'Donnell to Dwight Stone	89t
(9/1/91 vs. San Diego)	
Bubby Brister to Louis Lipps	89t
(11/13/88 vs. Philadelphia)	
6. Rudy Bukich to Budd Dial	88t
(10/22/61 vs. Cleveland)	
7. Terry Bradshaw to Dave Smith	87t
(12/6/70 vs. Green Bay)	
Bill Nelsen to Gary Ballman	87t
(11/28/65 vs. Cleveland)	
9. Mike Tomczak to Charles Johnson	84t
(12/24/94 at San Diego)	
Ron Smith to Roy Jefferson	84t
(9/18/66 vs. Detroit)	
11. Josh Miller to Chris Hope	81t
(12/28/03 at Baltimore)	
Terry Bradshaw to Ron Shanklin	81t
(11/29/70 vs. Cleveland)	
13. Bubby Brister to Louis Lipps	80t
(12/4/88 at Houston)	
Bubby Brister to Louis Lipps	80t
(9/11/88 at Washington)	
David Woodley to Louis Lipps	80t
(9/2/84 vs. Kansas City)	
Merly Condit to Bill Dudley	80t
(10/27/46 vs. Boston)	

4. Harry Newsome (11/9/86 at Buffalo)	10
Harry Newsome (9/16/85 at Cleveland)	10
Bobby Walden (12/7/69 vs. Dallas)	10
7. Josh Miller (11/23/03 at Cleveland)	9
Josh Miller (9/19/99 at Baltimore)	9
Josh Miller (9/20/98 at Miami)	9

Highest Punting Average

Career:

1. Bobby Joe Green (1960-61)	45.7
2. Pat Brady (1952-54)	44.5
3. Chris Gardocki (2004)	43.0
4. Josh Miller (1996-03)	42.4
5. Mark Royals (1992-94)	41.5
6. Harry Newsome (1985-89)	41.4
7. Bobby Walden (1968-77)	41.1

Season:

1. Bobby Joe Green (1961)	47.0
2. Pat Brady (1953)	46.9
3. Josh Miller (1999)	45.2
4. Bobby Walden (1970)	44.2
5. Bobby Walden (1971)	43.9
6. Josh Miller (2000)	43.8

Game:

1. Joe Geri (11/20/49 at Green Bay)	82
2. Josh Miller (12/2/99 at Jacksonville)	75
Bobby Joe Green (1960)	75
4. Craig Colquitt (12/7/81 at Oakland)	74
Bob Cifers (1947)	74
6. Josh Miller (9/20/98 at Miami)	73

PUNTING

Most Punts

Career:

1. Bobby Walden (1968-77)	716
2. Josh Miller (1996-03)	574
3. Craig Colquitt (1978-81, 1983-84)	429
4. Harry Newsome (1985-89)	375
5. Mark Royals (1992-94)	259

Season:

1. Mark Royals (1994)	97
2. Josh Miller (2000)	90
3. Mark Royals (1993)	89
4. Harry Newsome (1986)	86
5. Josh Miller (1999)	84
Josh Miller (2003)	84
Craig Colquitt (1981)	84
8. Harry Newsome (1989)	82
9. Josh Miller (1998)	81
10. Craig Colquitt (1983)	80
Pat Brady (1953)	80

Game:

1. Josh Miller (10/15/00 vs. Cincinnati)	12
2. Mark Royals (12/5/93 vs. New England)	11
Mark Royals (11/6/94 at Houston)	11

PUNT RETURNS

Most Punt Returns

Career:

1. Rod Woodson (1987-96)	256
2. Theo Bell (1976, 1978-80)	139
3. Antwaan Randle El (2002-04)	123
4. Louis Lipps (1984-91)	107
5. Glen Edwards (1971-77)	99
6. Jim Smith (1977-82)	98
7. Andre Hastings (1993-96)	87
8. Hank Poteat (2000-02)	76
9. Rick Woods (1982-86)	70
10. Lynn Chandnois (1950-56)	66

Season

1. Louis Lipps (1984)	53
2. Andre Hastings (1995)	48
3. Antwaan Randle El (2003)	45
Theo Bell (1979)	45
5. Paul Skansi (1983)	43
6. Antwaan Randle El (2004)	41
Rod Woodson (1993)	41
Lynn Swann (1974)	41
9. Rod Woodson (1994)	39
Theo Bell (1976)	39
11. Rod Woodson (1990)	38



STEELERS INDIVIDUAL LEADERS

12. Antwaan Randle El (2002)	37
Andre Hastings (1996)	37
Hubie Bryant (1970)	37

Game

1. Theo Bell (12/16/79 vs. Buffalo)	10
---	----

Most Yards Punt Returns

Career:

1. Rod Woodson (1987-96)	2,362
2. Theo Bell (1976, 1978-80)	1,259
3. Louis Lipps (1984-91)	1,212
4. Antwaan Randle El (2002-04)	1,180
5. Glen Edwards (1971-77)	941
6. Bill Dudley (1942, 1945-46)	838
7. Hank Poteat (2000-02)	788
8. Ray Mathews (1951-59)	779
9. Lynn Swann (1974-82)	739
10. Jim Smith (1977-82)	737

Season:

1. Louis Lipps (1984)	656
2. Lynn Swann (1974)	577
3. Antwaan Randle El (2003)	542
4. Andre Hastings (1995)	474
5. Hank Poteat (2000)	467
6. Louis Lipps (1985)	437
7. Walt Slater (1947)	435
8. Rod Woodson (1990)	398
9. Theo Bell (1976)	390
10. Theo Bell (1979)	378
11. Rod Woodson (1992)	364

Most Touchdowns Punt Returns

Career:

1. Louis Lipps (1984-91)	3
Ray Mathews (1951-59)	3

Season:

1. Antwaan Randle El (2003)	2
Louis Lipps (1985)	2
Ray Mathews (1952)	2

Game:

Several, last time by	1
Antwaan Randle El (11/9/03 vs. Arizona)	

Highest Punt Return Average

Career:

1. Bobby Gage (1949-50)	14.9
2. Bill Dudley (1942, 1945-48)	14.4
3. Courtney Hawkins (1997-99)	12.8
Ray Mathews (1951-59)	12.8
5. Lynn Swann (1974-78)	12.3
6. Larry Anderson (1978-81)	10.4
7. Hank Poteat (2000-02)	10.3
8. Antwaan Randle El (2002-04)	9.6

9. Glen Edwards (1971-77)	9.5
Jon Stagers (1971)	9.5
11. Rod Woodson (1987-96)	9.2

Season:

1. Bobby Gage (1949)	16.0
2. Walt Slater (1947)	15.5
3. Ray Mathews (1951)	15.4
4. Lynn Swann (1974)	14.1
5. Hank Poteat (2000)	13.0
6. Antwaan Randle El (2003)	12.0
6. Courtney Hawkins (1998)	11.7

LONGEST PUNT RETURNS

1. Brady Keys (9/20/64 vs. N.Y. Giants)	90
2. Antwaan Randle El (10/26/03 vs. St. Louis)	84t
3. Brady Keys (9/22/63 vs. N.Y. Giants)	82
4. Rod Woodson (10/25/92 at Kansas City)	80t
Roy Jefferson (11/10/68 at St. Louis Cardinals)	80t
6. Louis Lipps (11/19/84 at New Orleans)	76t
7. Andre Hastings (9/10/95 at Houston)	72t
8. Louis Lipps (11/10/85 at Kansas City)	71t
9. Ray Mathews (10/19/52 vs. Washington; 10/26/52 at Chicago Cards)	70t
10. Lynn Swann (11/25/74 at New Orleans)	69
11. Jon Stagger (9/26/71 vs. Cincinnati)	67

KICKOFF RETURNS

Most Kickoff Returns

Career:

1. Rod Woodson (1987-96)	220
2. Larry Anderson (1978-81)	122
3. Dwight Stone (1987-94)	109
4. Lynn Chandnois (1950-56)	92
5. Will Blackwell (1997-01)	78
6. Ernie Mills (1991-96)	76
7. Antwaan Randle El (2002-04)	74
8. Gary Ballman (1963-66)	64
9. Preston Pearson (1970-74)	52
10. Rich Erenberg (1984-86)	49

Season:

1. Ernie Mills (1995)	54
2. Rod Woodson (1991)	44
3. Henry Odom (1983)	39
4. Rod Woodson (1988)	37
Larry Anderson (1978, 1981)	37
6. Rod Woodson (1989)	36
7. Rod Woodson (1990)	35
8. Larry Anderson (1979)	34
9. Antwaan Randle El (2002)	32
Lee Mays (2002)	32
Will Blackwell (1997)	32
12. Dwight Stone (1988)	29
13. Brady Keys (1962)	28
Rich Erenberg (1984)	2



STEELERS INDIVIDUAL LEADERS

Game:

1. Rich Erenberg (9/2/84 vs. Kansas City) 7
- Jack Deloplane (9/26/76 vs. New England) 7

Most Yards Kickoff Returns

Career:

1. Rod Woodson (1987-96) 4,894
2. Larry Anderson (1978-81) 2,866
3. Lynn Chandnois (1950-56) 2,720
4. Dwight Stone (1987-94) 2,086
5. Will Blackwell (1997-01) 1,772
6. Ernie Mills (1991-96) 1,753
7. Antwaan Randle El (2002-04) 1,711
- Gary Ballman (1963-66) 1,711
9. Jim Butler (1965-67) 1,191
10. Preston Pearson (1970-74) 1,177

Season:

1. Ernie Mills (1995) 1,306
2. Rod Woodson (1989) 982
3. Larry Anderson (1978) 930
4. Rod Woodson (1991) 880
5. Rod Woodson (1988) 850
6. Ike Taylor (2003) 831
7. Larry Anderson (1981) 825
8. Will Blackwell (1997) 791
9. Rod Woodson (1990) 764
10. Henry Odom (1983) 758
11. Antwaan Randle El (2002) 733

Most Touchdowns Kickoff Returns

Career:

1. Lynn Chandnois (1950-66) 3
2. Larry Anderson (1978-81) 2
- Will Blackwell (1997-01) 2

Most Touchdowns Kickoff Returns (cont.)

Season:

- Lynn Chandnois (1952) 2

Game:

- Several, last time by 1
- Antwaan Randle El (10/13/02 at Cincinnati)

Highest Kickoff Return Average

Career:

1. Lynn Chandnois (1950-56) 29.6
2. Gary Ballman (1963-66) 26.7
3. Mel Blount (1970-83) 25.8
4. David Dunn (1998) 25.0
5. Brady Keys (1961-67) 23.8
6. Larry Anderson (1978-81) 23.5
7. Ernie Mills (1991-96) 23.1
8. Will Blackwell (1997-01) 22.7
9. Ike Taylor (2003) 22.5
10. Antwaan Randle El 22.3
11. Rod Woodson (1987-96) 22.2
12. Richard Huntley (1998-99) 21.7

Season:

1. Lynn Chandnois (1952) 35.2
2. Lynn Chandnois (1951) 32.5
3. Mel Blount (1970) 29.7
4. Lynn Chandnois (1953) 29.0
5. Will Blackwell (2000) 28.1
6. Larry Anderson (1980) 27.1
7. Larry Anderson (1978) 25.1
8. David Dunn (1998) 25.0
9. Antwaan Randle El (2002) 22.9
10. Ike Taylor (2003) 22.5
11. Richard Huntley (1999) 22.4
12. Larry Anderson (1981) 22.3

LONGEST KICK RETURNS

1. Don McCall (11/23/69 at Minnesota) 101t
2. Antwaan Randle El (10/13/02 at Cincinnati) 99t
3. Will Blackwell (12/24/00 at San Diego) 98t
4. Will Blackwell (10/9/97 at Baltimore) 97t
5. Billy Wells (10/13/57 vs. Chicago Cardinals) 96t
6. Larry Anderson (11/25/79 vs. Cleveland) 95t
7. Mike Collier (10/26/75 at Green Bay) 94t
8. Jim Butler (10/30/66 at Dallas) 93
- Gary Ballman (11/17/63 at Washington) 93
- Lynn Chandnois (10/3/53 vs. NY Giants) 93
- Lynn Chandnois (10/12/52 at Philadelphia) 93

INTERCEPTIONS

Most Interceptions

Career:

1. Mel Blount (1970-83) 57
2. Jack Butler (1951-59) 52
3. Donnie Shell (1974-87) 51
4. Rod Woodson (1987-96) 38
5. Dwayne Woodruff (1979-85, 1986-90) 37
6. Mike Wagner (1971-80) 36
7. Darren Perry (1992-98) 32
- Jack Ham (1971-82) 32
9. Jack Lambert (1974-84) 28
10. Glen Edwards (1971-78) 25
- Howard Hartley (1949-52) 25
12. Clendon Thomas (1962-68) 23

Season:

1. Mel Blount (1975) 11
2. Jack Butler (1957) 10
- Howard Hartley (1951) 10
- Bill Dudley (1946) 10
5. Rod Woodson (1993) 8
- Mike Wagner (1973) 8
- Johnny Sample (1961) 8
8. Willie Williams (1995) 7
- Darren Perry (1994) 7
- Donnie Shell (1980, 1985) 7
- Dean Derby (1959) 7
- Paul Cameron (1954) 7
- Art Jones (1941) 7

STEELERS INDIVIDUAL LEADERS

14. Rod Woodson (1996)	6
Darren Perry (1992)	6
Mel Blount (1976, 1977, 1981)	6
Mike Wagner (1972, 1980)	6
Jack Lambert (1979)	6
Glen Edwards (1973, 1976)	6

Most Interceptions

Game:

1. Jack Butler (12/13/53 at Washington)	4
2. Many with 3; last time by Darren Perry (9/11/94 at Cleveland)	3
3. Several with 2; last time by Troy Polamalu (11/14/04 vs. Cleveland)	2

Most Interception Return Yards

Career:

1. Jack Butler (1951-59)	827
2. Rod Woodson (1987-96)	779
3. Mel Blount (1970-83)	736
4. Dwayne Woodruff (1979-85, 1987-90)	689
5. Glen Edwards (1971-78)	652
6. Darren Perry (1992-98)	505
7. Mike Wagner (1971-80)	491
8. Donnie Shell (1974-87)	450
9. Chad Scott (1997-04)	368
10. Dewayne Washington (1998-03)	311

Season:

1. Bill Dudley (1946)	242
2. Chad Scott (2001)	204
3. Glen Edwards (1973)	186
4. Tony Compagno (1948)	179
5. Dewayne Washington (1998)	178
6. Jack Butler (1952)	168

Most Touchdowns on Interceptions

Career:

1. Rod Woodson (1987-96)	5
2. Chad Scott (1997-04)	4
Jack Butler (1951-59)	4
4. Dwayne Woodruff (1979-85, 1986-90)	3
Tony Compagno (1946-48)	3
6. Deshea Townsend (1998-04)	2
Dewayne Washington (1998-03)	2
Donnie Shell (1974-87)	2
Sam Washington (1982-85)	2
Mel Blount (1970-83)	2

Season:

1. Chad Scott (2001)	2
Dewayne Washington (1998)	2
Rod Woodson (1994)	2
Jack Butler (1954)	2
Tony Compagno (1947)	2

Game:

1. Dewayne Washington (11/22/98 vs. Jacksonville; 78, 52)	2
--	---

2. Several, last time by	1
Deshea Townsend (12/21/03 vs. San Diego)	

Most Consecutive Games Intercepting a Pass

Mel Blount (1975)	6
-------------------------	---

LONGEST INTERCEPTION RETURNS

1. Martin Kottler (9/27/33 vs. Chicago Cardinals)	99t
2. Glen Edwards (9/30/73 at Houston)	86t
3. Tony Compagno (11/7/48 vs. Green Bay)	82t
4. Russ Craft (10/17/54 vs. Cleveland)	81
5. Dewayne Washington (11/22/98 vs. Jacksonville)	78t
6. Deon Figures (9/27/93 at Atlanta)	78
Dwayne Woodruff (12/18/88 vs. Miami)	78t
8. John Rowser (12/15/73 at San Francisco)	71
9. Harvey Clayton (10/10/83 at Cincinnati)	70t
John Rowser (11/21/71 vs. New York Giants)	70t

SACKS

Most Quarterback Sacks

Career:

1. Jason Gildon (1994-03)	77.0
2. L. C. Greenwood (1969-81)	73.5
3. Joe Greene (1969-81)	66
4. Keith Willis (1982-87, 1989-91)	59
5. Greg Lloyd (1988-97)	53.5
6. Dwight White (1971-80)	46
7. Joey Porter (1999-04)	42.5
8. Ernie Holmes (1972-77)	40
9. Kevin Greene (1993-95)	35.5
10. Gary Dunn (1977-87)	35
11. Steve Furness (1972-80)	32
12. Mike Merriweather (1982-87)	31
13. Chad Brown (1993-97)	30
14. Aaron Smith (1999-04)	27.5
15. Jack Ham (1971-82)	25.5
16. Keith Gary (1983-88)	25
17. Gerald Williams (1986-94)	24.5
18. Jack Lambert (1974-84)	23.5
19. Bryan Hinkle (1982-93)	22.5
20. Carnell Lake (1989-98)	21.5
John Banaszak (1975-81)	21.5

Season:

1. Mike Merriweather (1987)	15
2. Kevin Greene (1994)	14
Keith Willis (1983)	14
4. Jason Gildon (2000)	13.5
5. Chad Brown (1996)	13
6. Kevin Greene (1993)	12.5
7. Jason Gildon (2001)	12
Keith Willis (1986)	12
9. Ernie Holmes (1974)	11.5
10. Jason Gildon (1998)	11
L.C. Greenwood (1973)	11
12. Joey Porter (2000)	10.5



STEELERS INDIVIDUAL LEADERS/OPPONENT RECORDS

TOTAL YARDS FROM SCRIMMAGE

Career:

1. Franco Harris (1972-83)	14,234
2. Jerome Bettis (1996-04)	11,969
3. John Stallworth (1974-87)	8,834
4. Hines Ward (1998-04)	6,430
5. Louis Lipps (1984-91)	6,406
6. Lynn Swann (1974-82)	5,534
7. Dick Hoak (1961-70)	5,417
8. John Henry Johnson (1960-65)	5,197
9. Merrill Hoge (1987-93)	5,169
10. Rocky Bleier (1968, 1970-80)	5,159

Season:

1. Barry Foster (1992)	2,034
2. Jerome Bettis (1997)	1,775
3. Jerome Bettis (1996)	1,553
4. Franco Harris (1979)	1,477
5. Franco Harris (1975)	1,460
6. Hines Ward (2002)	1,471
7. Jerome Bettis (2000)	1,437
8. Yancey Thigpen (1997)	1,401
9. John Stallworth (1984)	1,395
10. John Henry Johnson (1962)	1,367
11. Rocky Bleier (1976)	1,330

OPPONENT TOP PERFORMANCES

Top 10 Opponent Rushing Performances

Game:

1. Fred Taylor (11/19/00 vs. Jacksonville)	30-234-3
2. O.J. Simpson (9/28/75 vs. Buffalo)	23-227-0
3. Steve Van Buren (11/27/49 at Philadelphia) ...	27-205-0
4. John David Crow (12/18/60 at St. Louis)	24-203-0
5. Joe Morris (12/21/85 at N.Y. Giants)	36-202-0
6. O.J. Simpson (10/29/72 at Buffalo)	22-189-0
7. Emmitt Smith (9/4/94 vs. Dallas)	31-179-1
8. Curtis Martin (12/14/03 at N.Y. Jets)	30-174-0
9. Terry Allen (12/20/92 vs. Minnesota)	33-172-0
10. Gary Anderson (12/11/88 at San Diego)	26-170-0

Top 10 Opponent Receiving Performances

Game:

1. Qadry Ismail (12/12/99 vs. Baltimore)	6-258-3
2. Eddie Brown (11/6/88 at Cincinnati)	7-216-2
3. Carl Pickens (10/11/98 at Cincinnati)	13-204-1
4. Terry Glenn (12/6/98 vs. New England)	9-193-1
5. Otis Taylor (10/18/71 at Kansas City)	6-190-2
6. Rob Moore (11/30/97 at Arizona/OT)	8-188-0
7. Steve Watson (12/30/84 at Denver)	11-177-1
8. Torry Holt (10/26/03 vs. St. Louis)	7-174-1
9. Kellen Winslow (12/22/80 at San Diego)	10-171-0
10. James Lofton (9/11/83 at Green Bay)	5-169-3

Top 10 Opponent Passing Performances

Game:

1. Doug Williams (9/11/88 at Washington) ...	52-30-430-2-1
2. Dan Marino (1/6/85 at Miami)	32-21-421-4-1
3. Steve Bartkowski (11/15/81 at Atlanta) ...	50-33-416-2-2
4. Bernie Kosar (11/23/86 at Cleveland)	46-28-414-2-1
5. Jon Kitna (12/30/01 at Cincinnati)	68-35-411-2-1
6. Boomer Esiason (11/22/87 at Cincinnati)	53-30-409-0-3
7. Rich Gannon (9/15/02 vs. Oakland)	64-43-403-1-2
8. Gifford Nielson (12/20/81 at Houston)	37-24-377-3-2
9. Marc Bulger (10/26/03 vs. St. Louis)	37-22-375-1-0
10. Dan Fouts (12/8/85 at San Diego)	33-21-372-3-3





STEELERS TEAM RECORDS

YEAR-BY-YEAR FIRST DOWNS

Year	G	Tot.	Run	Pass	Pen.
1969	14	210	81	115	14
	14	260	101	142	17
1970	14	206	84	97	25
	14	225	91	120	14
1971	14	226	98	111	17
	14	225	81	132	12
1972	14	228	131	79	18
	14	228	79	116	24
1973	14	217	111	89	17
	14	210	95	91	24
1974	14	251	136	98	17
	14	200	87	83	30
1975	14	288	149	125	14
	14	214	91	97	26
1976	14	271	163	94	14
	14	182	69	96	17
1977	14	266	122	124	20
	14	228	80	112	36
1978	16	316	133	149	34
	16	264	105	119	40
1979	16	337	141	179	17
	16	260	95	135	30
1980	16	308	111	177	20
	16	302	101	171	30
1981	16	318	137	156	25
	16	323	114	181	28
1982	9	171	69	91	11
	9	174	49	111	14
1983	16	312	156	141	15
	16	278	100	151	27
1984	16	302	117	167	18
	16	282	87	167	28
1985	16	315	125	165	25
	16	273	105	144	24
1986	16	292	125	140	27
	16	303	97	176	30
1987	15	263	114	126	23
	15	289	94	170	25
1988	16	292	125	140	27
	16	319	110	181	28
1989	16	244	106	117	21
	16	323	112	177	34
1990	16	263	93	150	20
	16	257	102	130	25
1991	16	254	82	158	14
	16	320	98	194	28
1992	16	284	119	143	22
	16	266	99	146	21
1993	16	307	116	180	11
	16	267	74	163	30
1994	16	307	138	148	21
	16	262	76	156	30
1995	16	344	117	193	34
	16	272	67	181	24
1996	16	296	138	146	12
	16	286	80	174	32
1997	16	326	154	157	15
	16	286	80	174	32
1998	16	268	106	135	27
	16	266	88	155	23
1999	16	295	111	159	25
	16	260	92	142	26
2000	16	283	124	128	31
	16	252	82	153	17
2001	16	314	148	150	16
	16	254	70	160	24
2002	16	343	119	200	24
	16	279	77	178	24
2003	16	275	77	174	24
	16	270	89	155	26
2004	16	310	134	147	29
	16	248	79	146	23



STEELERS TEAM RECORDS

GAMES WON

Season: 15 (2004)
 Most Consecutive: 14 (2004)
 Most Consecutive (One Season): 14 (2004)

SCORING

Most Points

Game: 63 (11/30/52 vs. New York Giants)
 Season: 416 (1979)

Most Points Allowed

Game: 54 (12/8/85 at San Diego; 11/23/41 at Green Bay)
 Season: 421 (1988)

Fewest Points

Game: 0 (many times, last time at N.Y. Jets 12/14/03)
 Season: 51 (1934 - 12 games)
 202 (1965 - 14 games)
 263 (1998 - 16 games)

Fewest Points Allowed

Game: 0 (many times, last time 10/22/00 vs. Cleveland)
 Season: 117 (1946 - 11 games)
 138 (1976 - 14 games)
 195 (1978 - 16 games)

Most Points, Combined

Game: 98 (12/8/85, San Diego 54 Pittsburgh 44)
 90 (12/18/66, Pittsburgh 57 Atlanta 33)
 86 (10/7/79, Pittsburgh 51 Cleveland 35)
 Season: 757 (1988)
 735 (2002)

Fewest Points, Combined

Game: 0 (10/22/33, Pittsburgh 0 Cincinnati 0)
 Season: 238 (1940 - 11 games)
 339 (1957 - 12 games)
 480 (1976 - 14 games)
 524 (1992 - 16 games)

Most Touchdowns

Game: 9 (11/30/52 vs. New York Giants)
 Season: 52 (1979)

Most Touchdowns Allowed

Game: 8 (12/8/85 vs. San Diego; 11/23/41 vs. Green Bay)
 Season: 50 (1969; 1988)

Fewest Touchdowns Allowed

Game: 0 (several times, last time 12/14/03 at N.Y. Jets)
 Season: 14 (1976 - 14 games)
 22 (1978 - 16 games)

Most Rushing Touchdowns

Game: 5 (9/20/81 vs. New York Jets; 11/7/76 at Kansas City)
 Season: 33 (1976)

Most Rushing Touchdowns Allowed

Game: 6 (10/24/53 vs. Green Bay;
 10/14/34 at Boston)
 Season: 20 (1988; 1947)

Fewest Touchdowns Rushing Against

Game: 0 (many times, last 12/12/04 vs. N.Y. Jets)
 Season: 5 (1997; 2001)

Most Passing Touchdowns

Game: 5 (11/3/96 vs. St. Louis; 9/8/85 vs. Indianapolis; 11/5/81 at Atlanta; 10/7/79 vs. Washington; 11/30/52 vs. New York Giants)
 Season: 28 (1978)

Most Passing Touchdowns Allowed

Game: 6 (9/8/91 vs. Buffalo)
 Season: 34 (1962)

Fewest Passing Touchdowns Allowed

Game: 0 (many times, last 1/2/05 at Buffalo)
 Season: 9 (1990; 1976; 1975; 1972)

Most Defensive Touchdowns

Game: 3 (10/10/83 vs. Cincinnati)
 Season: 7 (1987; 1983)

Most Points After Touchdown

Game: 9 (11/30/52 vs. New York Giants)
 Season: 45 (1984)

Most Points After Touchdown Allowed

Game: 7 (9/8/91 at Buffalo)
 Season: 49 (1969; 1968)

Most Field Goals

Game: 6 (10/23/88 vs. Denver)(12/11/02 at Jacksonville)
 Season: 34 (1995)

Most Field Goals Allowed

Game: 7 (9/24/67 vs. St. Louis Cardinals)
 Season: 29 (1997 & 2000)

FIRST DOWNS

Most First Downs

Game: 36 (11/25/79 vs. Cleveland)
 Season: 344 (1995)

Most First Downs By Opponents

Game: 35 (11/23/86 at Cleveland)
 Season: 344 (1995)

Most First Downs, Combined

Game: 58 (11/25/79; Pittsburgh 36 Cleveland 22)
 Season: 641 (1981)



STEELERS TEAM RECORDS

Most Rushing First Downs

Game: 21 (11/7/76 at Kansas City)
Season: 163 (1976)

Most Rushing First Downs Allowed

Game: 18
Season: 122 (1965)

Most Passing First Downs

Game: 21 (12/13/58 vs. Chicago Cardinals)
Season: 193 (1995)

Most Passing First Downs Allowed

Game: 22 (12/5/48 vs. New York Giants)
Season: 194 (1991)

Most First Down Penalties

Game: 6 (11/16/86 vs. Houston; at Oakland
10/25/70)
Season: 34 (1995; 1978)

Most First Down Penalties By Opponents

Game: 9 (10/30/77 at Baltimore)
Season: 40 (1978)

NET YARDS

Most Net Yards Gained

Game: 683 (12/13/58 vs. Chicago Cardinals)
Season: 6,258 (1979)

Fewest Net Yards Gained

Game: 53 (9/10/89 vs. Cleveland)
Season: 3,354 (1965)

Most Net Yards Gained By Opponent

Game: 559 (11/6/88 at Cincinnati)
Season: 5,805 (1988)

Fewest Net Yards Gained By Opponent

Game: 40 (9/12/99 at Cleveland)
Season: 3,074 (1974 - 14 games)
4,115 (1990 - 16 games)

RUSHING

Most Yards Gained Rushing

Game: 381 (10/7/79 at Cleveland)
Season: 2,971 (1976)

Fewest Yards Gained Rushing

Game: 7 (10/30/66 at Dallas)
Season: 1,092 (1966)

Most Yards Gained Rushing By Opponents

Game: 426 (11/4/34 at Detroit)
Season: 2,193 (1954)

Fewest Yards Gained Rushing By Opponents

Game: -33 (10/2/43 vs. Brooklyn)
Season: 1,125 (1953 - 12 games)
1,377 (1967 - 14 games)
1,195 (2001 - 16 games)
1,299 (2004 - 16 games)

Fewest Yards Rushing Allowed (Per Game)

Season: 74.7 (2001)

Most Rushing Attempts

Game: 60 (10/3/50 vs. Boston)
Season: 653 (1976)

Fewest Rushing Attempts

Game: 13 (12/6/98 vs. New England)
Season: 368 (1954 - 12 games)
375 (1966 - 14 games)
394 (1991 - 16 games)

Most Rushing Attempts By Opponents

Game: 64 (10/18/36 at Chicago Bears)
Season: 449 (2003)

Fewest Rushing Attempts By Opponents

Game: 6 (10/31/04 vs. New England)
Season: 357 (2004)

PASSING

Most Yards Gained Passing

Game: 472 (12/13/58 vs. Chicago Cardinals)
Season: 4,036 (2002)

Fewest Yards Gained Passing

Game: -16 (10/17/65 vs. St. Louis Cardinals)
Season: 652 (1945 - 11 games)
1,711 (1972 - 14 games)
2,178 (1989 - 16 games)

Most Yards Gained Passing By Opponents

Game: 422 (9/11/88 vs. Washington)
Season: 3,941 (1988)

Fewest Yards Gained Passing By Opponents

Game: -28 (12/7/58 at Washington)
Season: 1,466 (1974 - 14 games)
2,394 (1978 - 16 games)

Most Passes Attempted

Game: 57 (12/19/93 vs. Houston Oilers)
(12/8/02 vs. Houston Texans)
Season: 554 (1997)

Fewest Passes Attempted

Game: 0 (11/13/49 vs. Los Angeles; 11/16/41
vs. Brooklyn)
Season: 277 (1976 - 14 games)
358 (2004 - 16 games)



STEELERS TEAM RECORDS

Most Passes Attempted By Opponents

Game: 68 (12/30/01 at Cincinnati OT)

Season: 573 (2002)

Fewest Passes Attempted By Opponents

Game: 8 (12/14/74 vs. Cincinnati; 12/1/57 at Philadelphia)

Season: 162 (1946 - 11 games)

339 (1974 - 14 games)

442 (1978 - 16 games)

Most Passes Attempted, Combined

Game: 95 (12/19/93; Pittsburgh 57, Houston 38)

Season: 1,124 (2002)

Most Passes Completed

Game: 38 (11/1/98 vs. Tennessee)

Season: 350 (2002)

Fewest Passes Completed

Game: 0 (11/13/49 vs. Los Angeles; 11/16/41 vs. Brooklyn)

Season: 42 (1941 - 11 games)

140 (1973 - 14 games)

198 (1987 - 16 games)

Most Passes Completed By Opponents

Game: 43 (9/15/02 vs. Oakland)

Season: 336 (2002)

Fewest Passes Completed By Opponents

Game: 3 (several times; last 12/8/02 vs. Houston)

Season: 64 (1946 - 11 games)

147 (1974 - 14 games)

221 (1978 - 16 games)

SACKS

Most Sacks

Game: 10 (4 times, last time on 10/21/01 at Tampa Bay)

Season: 55 (1994 & 2001)

Most Sacks Allowed

Game: 12 (11/20/66 vs. Dallas)

Season: 52 (1969; 1983)

INTERCEPTIONS

Most Interceptions

Game: 7 (10/13/74 at Kansas City; 11/30/52 vs. New York Giants)

Season: 37 (1973)

Fewest Interceptions

Game: 0 (many times, last 12/21/03 vs. San Diego)

Season: 9 (1994)

Most Interceptions By Opponents

Game: 9 (12/12/65 vs. Philadelphia)

Season: 35 (1965)

Fewest Interceptions By Opponents

Game: 0 (many times, last 12/5/04 at Jacksonville)

Season: 9 (1994; 2000)

Most Yards Interceptions Returned

Game: 147 (10/17/54 vs. Cleveland)

Season: 673 (1973)

Fewest Yards Interceptions Returned

Game: -1 (12/15/02 vs. Carolina)

Season: 96 (1964 - 14 games)

Most Yards Interceptions Returned By Opponents

Game: 172 (12/12/65 vs. Philadelphia)

Season: 535 (1969)

Fewest Yards Interceptions Returned By Opponents

Game: 0 (several times, last 12/26/04 vs. Baltimore)

Season: 47 (1975 - 14 games)

Most Touchdowns By Interceptions

Game: 2 (11/22/98 vs. Jacksonville; 10/1/95 vs. San Diego; 12/18/88 vs. Miami; 10/1/84 vs. Cincinnati; 10/10/83 at Cincinnati; 9/30/73 at Houston; 10/17/54 vs. Cleveland)

Season: 5 (1987)

Most Touchdowns By Interceptions By Opponents

Game: 3 (9/29/68 vs. Baltimore; 12/12/65 vs. Philadelphia)

Season: 6 (1965; 1964)

PUNTING

Most Punts

Game: 12 (10/15/00 vs. Cincinnati)

Season: 97 (1994)

Fewest Punts

Game: 0 (3 times, last time on 12/26/04 vs. Baltimore)

Season: 6 (1964; 1965)

Fewest Punts By Opponents

Game: 0 (9/17/89 at Cincinnati)

Season: 54 (1960)

Highest Punting Average

Season: 47.0 (1961)

Highest Punting Average By Opponents

Season: 46.4 (1959)

PUNT RETURNS

Most Punt Returns

Game: 10 (12/16/79 vs. Buffalo)

Season: 71 (1976)





STEELERS TEAM RECORDS

Most Punt Returns By Opponents

Game: 10 (12/5/93 vs. New England)
Season: 51 (1970)

Most Yardage By Punt Returns

Game: 178 (11/29/42 vs. Brooklyn)
Season: 774 (1974)

Most Yardage By Punt Returns By Opponents

Game: 166 (10/24/93 at Cleveland)
Season: 678 (1993)

Most Touchdowns By Punt Returns

Game: 1 (last time Antwaan Randle El vs. Arizona 11/9/03)
Season: 2 (1952; 2003)

Most Touchdowns By Punt Returns By Opponents

Game: 2 (10/24/93 at Cleveland; 11/1/59 at Chicago Cardinals)
Season: 3 (1993; 1959)

KICKOFF RETURNS

Most Kickoff Returns

Game: 8 (12/8/85 at San Diego)
Season: 74 (1988)

Most Kickoff Returns By Opponents

Game: 9 (12/8/85 at San Diego)
Season: 88 (1995)

Most Kickoff Return Yardage

Game: 266 (11/17/68 vs. Cleveland)
Season: 1,575 (1988)

Highest Kickoff Return Average (per game)

Season: 28.9 (1952)

Most Kickoff Return Yardage By Opponents

Game: 259 (12/18/04 at N.Y. Giants)
Season: 1,671 (2002)

Most Touchdowns By Kickoff Returns

Game: 1 (last time at Cincinnati 10/13/02)
Season: 2 (1988; 1952)

Most Touchdowns By Kickoff Returns By Opponents

Game: 1 (many times, last time at N.Y. Giants 12/18/04)
Season: 2 (1988; 1952)

PENALTIES

Most Penalties

Game: 17 (10/30/77 at Baltimore)
Season: 122 (1977)

Most Penalties By Opponents

Game: 13 (10/27/02 at Baltimore), (11/17/85 at Houston)
Season: 112 (1981)

Most Penalties Combined, Both Teams

Game: 23 (9/20/87 at Cleveland)
Season: 219 (1984)

Fewest Penalties Combined, Both Teams

Game: 0 (11/10/40 vs. Philadelphia; 10/28/34 at Brooklyn)
Season: 98 (1941, 1962, 1965)

Most Penalty Yards

Game: 154 (9/17/89 at Cincinnati)
Season: 1,005 (2003)

Most Penalty Yards By Opponents

Game: 134 (10/1/95 vs. San Diego)
Season: 960 (1981)

Most Penalty Yards Combined, Both Teams

Game: 239 (10/25/70 at Oakland)
Season: 1,897 (1978)

Fewest Penalty Yards Combined, Both Teams

Game: 0 (11/10/40 vs. Philadelphia; 10/28/34 at Brooklyn)
Season: 858 (1941 - 11 games)
941 (1965 - 14 games)
1,322 (2001 - 16 games)

FUMBLES

Most Fumbles

Game: 10 (10/9/43 vs. New York Giants)
Season: 47 (1979)

Most Fumbles By Opponents

Game: 9 (12/23/90 vs. Cleveland)
Season: 42 (1976)

Most Fumbles Lost

Game: 7 (10/14/79 at Cincinnati)
Season: 29 (1950 - 12 games)
28 (1977 - 14 games)
26 (1979 - 16 games)

Most Fumbles Lost By Opponents

Game: 8 (12/23/90 vs. Cleveland)
Season: 24 (1976)

SHUTOUTS

Most Shutouts

Season: 5 (1976)

Most Shutouts Against

Season: 6 (1934)

Consecutive Quarters Without Scoring a TD*

9 (9/23/90 - 10/7/90)

Consecutive Quarters Without Allowing a TD*

22 (10/10/76 - 11/21/76)
21 (10/1/00 - 11/12/00)

*Since 1970





YEAR-BY-YEAR OFFENSIVE/DEFENSIVE STATISTICS

	TOTAL OFFENSE			RUSHING			PASSING				
	Yards	Plays	Avg.	Yards	Att.	Avg.	Net	Sacks	Gross	Att/Cmp/Int	Pct.
1969	3,626	843	4.3	1,542	400	3.9	2,084	52/374	2,458	391/176/29	45.0
	4,401	898	4.9	1,732	455	3.8	2,669	33/304	2,973	410/227/25	55.4
1970	3,752	844	4.4	1,715	432	4.0	2,037	28/275	2,312	384/150/32	39.1
	3,396	906	4.4	1,679	487	3.4	2,317	26/238	2,555	393/191/23	48.6
1971	3,882	867	4.5	1,758	416	4.2	2,124	37/322	2,446	414/214/26	51.7
	4,248	881	4.8	1,482	440	3.4	2,766	33/294	3,060	408/235/17	57.6
1972	4,231	853	5.0	2,520	97	5.1	1,711	32/247	1,958	324/156/12	48.1
	3,771	896	4.2	1,715	445	3.9	2,056	40/337	2,393	411/206/28	50.1
1973	4,070	894	4.6	2,143	555	3.9	1,927	30/230	2,157	309/140/26	45.3
	3,324	880	3.8	1,652	488	3.8	1,672	33/251	1,923	359/164/37	45.7
1974	4,375	950	4.6	2,417	546	4.4	1,958	18/196	2,154	386/166/21	43.0
	3,074	863	3.6	1,608	472	3.4	1,466	52/406	1,872	339/147/25	43.4
1975	4,887	949	5.1	2,633	581	4.5	2,254	31/290	2,544	337/191/12	56.7
	3,661	870	4.2	1,825	431	4.2	1,836	43/358	2,194	396/183/27	46.2
1976	4,637	957	4.8	2,971	653	4.5	1,666	27/269	1,935	277/143/12	51.6
	3,322	866	3.8	1,457	452	3.2	1,865	41/313	2,178	373/158/22	42.4
1977	4,645	949	4.9	2,258	581	3.9	2,387	27/245	2,632	341/173/21	50.7
	3,692	882	4.2	1,723	493	3.5	1,969	32/285	2,254	357/157/31	44.0
1978	4,987	1,046	4.8	2,297	641	3.6	2,690	25/271	2,961	380/212/22	55.8
	4,168	999	4.2	1,774	513	3.5	2,394	44/361	2,755	442/221/27	50.0
1979	6,258	1,080	5.8	2,603	561	4.6	3,655	27/222	3,877	492/272/26	55.3
	4,270	1,035	4.1	1,709	506	3.4	2,561	49/351	2,912	480/226/27	47.1
1980	5,554	1,033	5.4	1,986	512	3.9	3,568	37/264	3,832	484/250/24	51.7
	5,134	1,036	5.0	1,762	466	3.6	3,372	18/145	3,517	532/280/26	52.6
1981	5,598	1,042	5.4	2,372	554	4.3	3,226	27/231	3,457	461/247/19	53.6
	5,652	1,084	5.2	1,869	500	3.7	3,783	40/325	4,107	542/302/30	55.7
1982	2,970	583	5.1	1,187	289	4.1	1,783	19/139	1,922	275/141/16	51.3
	2,874	599	4.8	762	236	3.2	2,112	34/273	2,385	329/176/17	53.5
1983	5,014	1,075	4.7	2,610	614	4.3	2,404	52/350	2,754	409/211/23	51.6
	4,728	1,006	4.7	1,833	509	3.6	2,895	50/361	3,256	447/238/28	53.2
1984	5,420	1,052	5.2	2,179	574	3.8	3,241	35/278	3,519	443/240/25	54.2
	4,916	1,016	4.8	1,617	454	3.6	3,299	47/390	3,689	515/299/31	58.1
1985	5,350	1,085	4.9	2,177	541	4.0	3,173	33/224	3,397	512/254/27	49.6
	4,659	989	4.7	1,876	470	4.0	2,783	36/305	3,088	484/287/20	59.3
1986	4,811	1,075	4.5	2,223	564	3.9	2,588	20/159	2,747	491/238/20	48.5
	5,252	1,049	5.0	1,872	470	4.0	3,380	43/289	3,669	536/311/20	58.0
1987	4,410	973	4.5	2,144	517	4.1	2,266	27/198	2,464	429/198/25	46.2
	4,920	962	5.1	1,610	455	3.5	3,310	26/196	3,506	481/290/27	60.3
1988	5,204	1,030	5.1	2,228	499	4.5	2,976	42/331	3,307	489/226/20	46.2
	5,805	1,067	5.4	1,864	516	3.6	3,941	19/145	4,086	532/309/20	58.1
1989	3,996	955	4.2	1,818	500	3.6	2,178	51/484	2,662	404/210/13	52.0
	5,549	1,077	5.2	2,008	498	4.0	3,541	31/180	3,721	548/290/21	52.9
1990	4,525	897	5.0	1,880	456	4.1	2,645	33/242	2,887	408/237/15	58.1
	4,115	940	4.4	1,615	446	3.6	2,500	32/228	2,728	460/236/24	51.3
1991	4,581	915	5.0	1,627	394	4.1	2,954	45/359	3,313	476/259/16	54.4
	5,168	1,039	5.0	1,582	466	3.4	3,586	38/257	3,843	535/334/19	62.4
1992	4,906	989	5.0	2,156	518	4.2	2,750	40/296	3,046	431/249/14	57.8
	4,658	949	4.9	1,841	435	4.2	2,817	36/248	3,065	478/252/22	52.7
1993	5,235	1,079	4.9	2,003	491	4.1	3,232	48/374	3,606	540/299/12	55.4
	4,531	962	4.7	1,368	399	3.4	3,163	42/277	3,440	521/277/24	53.2
1994	5,144	1,048	4.9	2,180	546	4.0	2,964	39/283	3,247	463/266/9	57.5
	4,326	1,008	4.3	1,452	421	3.5	2,874	55/382	3,256	532/280/17	52.6
1995	5,769	1,110	5.2	1,852	494	3.7	3,917	24/176	4,093	592/348/21	58.8
	4,561	943	4.8	1,321	370	3.6	3,240	42/272	3,512	531/314/22	59.1
1996	5,140	1,002	5.1	2,299	525	4.4	2,841	21/149	2,990	456/246/19	53.9
	4,362	1,009	4.3	1,415	411	3.4	2,947	51/369	3,316	547/322/23	58.9
1997	5,542	1,058	5.2	2,479	572	4.3	3,063	20/152	3,215	466/253/19	54.3
	4,705	1,005	4.7	1,318	403	3.3	3,387	48/294	3,681	554/295/20	53.2
1998	4,586	1,014	4.5	2,034	490	4.2	2,552	35/229	2,781	489/274/20	56.0
	4,963	1,002	5.0	1,642	479	3.4	3,321	41/238	3,559	482/268/16	55.6
1999	4,874	1,067	4.6	1,991	495	4.0	2,883	37/235	3,118	535/301/18	56.3
	4,878	953	5.1	1,958	450	4.4	2,920	40/247	3,167	463/245/14	52.9
2000	4,766	1,009	4.7	2,248	527	4.3	2,518	43/220	2,738	439/217/10	49.4
	4,713	985	4.8	1,693	425	4.0	3,020	39/229	3,249	521/280/17	53.7
2001	5,887	1,065	5.5	2,774	580	4.8	3,113	31/182	3,295	442/274/12	60.4
	4,137	919	4.5	1,195	339	3.5	2,942	55/367	3,309	525/295/16	56.2
2002	5,952	1,097	5.4	2,120	512	4.1	3,832	34/204	4,036	551/350/22	63.5
	4,835	982	4.9	1,375	359	3.8	3,460	50/313	3,773	573/336/19	58.6
2003	4,792	1,020	4.7	1,488	446	3.3	3,304	42/244	3,548	532/306/17	57.5
	4,783	968	4.9	1,741	449	3.9	3,042	35/203	3,245	484/294/14	60.7
2004	5,184	1,012	5.1	2,464	618	4.0	2,720	36/250	2,970	295/196/11	98.1
	4,134	882	4.7	1,299	357	3.6	2,835	41/225	3,060	484/269/19	68.0



MISCELLANEOUS OFFENSIVE/DEFENSIVE STATISTICS

Year	Punt-Avg.	Pen-Yds.	Fum-Lost	Tot Pts.	TD	Run	Pass	Ret.	PATs	FGs	T.O.P.
1969	65-40.1	67-659	36-20	218	26	8	17	1	26/26	12/25	
	65-40.1	74-772	25-16	404	50	17	27	6	49/50	17/25	
1970	78-44.2	82-835	30-16	210	26	13	12	1	24/26	10/28	
	85-41.9	76-790	29-15	272	32	8	21	3	29/32	15/32	
1971	79-43.9	88-898	37-16	246	28	10	15	3	27/28	17/27	
	77-41.5	81-784	27-18	292	32	13	16	3	30/32	22/35	
1972	66-43.6	81-728	27-14	343	37	22	12	3	35/37	28/41	
	74-40.3	77-712	37-20	175	18	6	9	3	17/18	15/27	
1973	62-41.1	84-817	36-14	347	37	12	20	5	36/37	29/43	
	75-42.4	86-757	41-18	210	22	8	11	3	21/21	19/29	
1974	78-39.0	104-978	33-19	305	35	19	12	4	33/35	20/29	
	91-41.2	76-575	38-22	189	22	7	14	1	21/22	12/17	
1975	69-39.4	89-756	34-23	373	46	22	21	3	44/46	17/21	
	90-40.1	85-700	22-10	162	19	8	9	2	15/19	11/18	
1976	76-39.2	111-836	40-19	342	43	33	10	0	40/43	14/26	
	94-37.4	80-637	42-24	138	14	5	9	0	13/14	14/24	
1977	73-36.3	122-973	41-28	283	37	20	17	0	34/37	9/14	
	79-40.3	82-784	28-13	243	29	9	16	4	27/29	14/21	
1978	66-40.0	108-943	35-17	356	46	16	28	2	44/45	12/26	
	82-39.4	106-954	33-21	195	22	11	10	1	21/22	14/26	
1979	68-40.2	108-866	47-26	416	52	25	26	1	50/52	18/30	
	100-40.0	95-744	32-15	262	31	9	19	3	28/31	16/26	
1980	66-40.2	111-933	38-18	352	42	15	26	1	39/42	19/28	
	73-40.7	93-806	23-14	313	37	9	25	3	34/37	19/29	
1981	84-43.3	97-840	39-22	356	47	21	25	1	38/46	12/17	
	78-42.1	112-960	31-16	297	35	10	22	3	33/35	18/33	
1982	49-40.4	59-459	18-9	204	25	7	17	1	22/23	10/12	
	53-38.1	44-345	17-8	146	17	5	12	0	17/17	9/14	
1983	80-41.9	99-836	42-20	355	39	17	15	7	38/39	27/31	
	88-41.1	96-782	34-17	303	37	14	19	4	36/37	15/20	
1984	70-41.2	112-948	40-15	387	45	13	25	7	45/45	24/32	30:33
	90-42.4	107-945	30-11	310	35	12	19	4	34/35	22/28	29:27
1985	79-39.1	85-665	31-9	379	40	14	23	3	40/40	33/42	30:52
	86-40.9	89-679	34-15	355	43	19	18	6	40/41	19/25	29:08
1986	89-38.7	105-876	28-16	307	35	18	16	1	32/34	21/32	29:45
	82-39.0	107-876	31-13	336	39	10	22	7	36/38	22/39	30:15
1987	82-40.2	105-801	37-8	285	31	11	13	7	31/31	22/29	29:44
	70-39.2	95-771	41-17	299	34	8	22	4	31/34	20/26	30:16
1988	71-41.5	99-803	40-19	336	36	17	15	4	34/36	28/36	28:31
	67-40.7	79-705	35-13	421	49	20	25	4	47/49	26/32	31:29
1989	83-40.6	116-986	32-18	265	29	17	10	2	28/29	21/30	28:50
	69-40.5	96-785	40-21	326	38	16	17	5	37/38	19/27	31:10
1990	66-37.2	110-928	40-17	292	33	11	20	2	32/33	20/25	30:06
	64-40.9	89-719	33-18	240	26	13	9	4	26/26	18/28	29:54
1991	75-39.9	116-933	37-14	292	32	8	20	4	31/31	23/33	27:06
	65-41.6	84-685	27-11	344	38	14	21	3	38/38	26/41	32:55
1992	74-42.1	106-941	28-18	299	31	13	15	3	29/31	28/36	32:05
	74-42.0	104-814	34-21	225	24	6	15	3	24/24	19/28	27:55
1993	89-42.5	100-861	28-15	308	32	13	16	3	32/32	28/30	32:15
	82-43.9	77-652	37-14	281	30	6	16	8	29/30	24/29	27:45
1994	97-39.7	119-974	18-8	316	35	15	17	3	32/32	24/29	31:58
	97-42.2	91-763	31-14	234	23	7	12	4	22/22	24/29	28:02
1995	59-40.1	109-839	24-13	407	44	17	21	6	39/39	34/41	32:36
	85-43.3	101-931	30-12	327	37	9	24	4	34/34	23/25	27:24
1996	72-40.7	84-665	27-14	344	39	18	15	6	37/37	23/30	30:08
	86-43.8	97-746	28-17	257	27	7	17	3	26/26	21/26	29:52
1997	64-42.6	95-861	25-14	372	44	19	22	3	40/40	22/25	32:05
	66-42.5	90-708	26-14	307	31	5	24	1	26/26	21/26	29:52
1998	82-43.5	79-690	18-12	263	26	8	13	5	23/23	26/32	30:20
	76-45.8	106-854	28-13	303	30	8	17	5	23/24	32/41	29:40
1999	84-45.2	119-945	19-7	317	35	14	19	2	30/31	25/29	31:28
	92-40.6	101-813	29-14	320	36	10	20	6	34/35	20/26	28:32
2000	91-43.3	81-667	24-11	321	35	19	12	4	32/33	25/30	31:27
	81-43.3	105-876	25-18	255	24	9	13	2	24/24	29/34	28:33
2001	63-41.4	86-737	28-9	352	38	17	16	5	34/37	30/44	34:10
	87-42.3	71-585	27-12	212	26	5	19	2	23/24	9/20	25:50
2002	63-41.0	90-712	26-14	390	43	15	26	2	35/37	29/40	32:47
	77-40.3	106-927	22-17	345	41	16	19	6	37/38	20/26	27:13
2003	84-41.4	111-1,005	24-11	300	33	10	19	4	31/32	23/32	30:42
	91-40.6	96-709	24-11	327	38	14	20	4	32/25	21/24	29:18
2004	67-43.0	99-837	20-8	372	41	16	20	5	40/40	28/33	34:00
	79-42.7	104-875	28-13	251	26	8	14	4	24/24	23/27	26:01



YEAR-BY-YEAR LEADERS

RUSHING

Year	Player	Att.	Yards	Avg.	LG	TDs
1934	Warren Heller	132	528	4.0	—	—
1935	Art Strutt	92	323	3.5	—	1
1936	Warren Heller	106	322	3.0	—	3
1937	John Karcis	128	511	4.0	—	3
1938	Byron White (rookie)	152	567#	3.7	—	4
1939	Boyd Brumbaugh	111	343	3.1	—	3
1940	Lou Tomasetti	68	246	3.6	—	2
1941	Dick Riffe	109	388	3.6	54	1
1942	Bill Dudley (rookie)	162	696#	4.3	42	5
1943	Jack Hinkle	116	571	4.9	—	4
1944	John Grigas	185	610	3.2	—	3
1945	Buist Warren	96	285	3.0	75	2
1946	Bill Dudley	146	604#	4.1	42	3
1947	Johnny Clement	129	670	5.2	43	4
1948	Bob Cifers	112	361	3.2	21	1
1949	Jerry Nuzum	139	611	4.4	64	5
1950	Joe Geri	188	705	3.8	45	2
1951	Fran Rogel	109	385	3.5	51	3
1952	Ray Mathews	66	315	4.7	36	0
1953	Fran Rogel	137	527	3.8	58	2
1954	Fran Rogel	111	415	3.8	16	1
1955	Fran Rogel	168	588	3.5	19	2
1956	Fran Rogel	131	476	3.6	40	2
1957	Billy Wells	154	532	3.5	51	0
1958	Tom Tracy	169	714	4.2	64	5
1959	Tom Tracy	199	794	4.0	51	3
1960	Tom Tracy	192	680	3.4	28	5
1961	John Henry Johnson	213	787	3.9	44	6
1962	John Henry Johnson	251	1,141	4.5	40	7
1963	John Henry Johnson	186	775	4.2	48	4
1964	John Henry Johnson	235	1,048	4.7	45	7
1965	Dick Hoak	131	426	3.2	42	5
1966	Bill Asbury	169	544	3.3	45	7
1967	Don Shy (rookie)	99	341	3.4	33	4
1968	Dick Hoak	175	858	4.9	77†	3
1969	Dick Hoak	151	531	3.5	13	2
1970	John Fuqua	138	691	5.0	85	7
1971	John Fuqua	155	625	4.0	30	4
1972	Franco Harris (rookie)	188	1,055	5.6*	75†	10
1973	Franco Harris	188	698	3.7	35	3
1974	Franco Harris	208	1,006	4.8	54	5
1975	Franco Harris	262	1,246	4.8	36	10
1976	Franco Harris	289	1,128	3.9	30	14*
	Rocky Bleier	220	1,036	4.7	28	5
1977	Franco Harris	300	1,162	3.9	61†	11
1978	Franco Harris	310	1,082	3.5	37	8
1979	Franco Harris	261	1,186	4.4	71	11
1980	Franco Harris	208	789	3.8	26	4
1981	Franco Harris	242	987	4.1	50	8
1982	Franco Harris	140	604	4.3	21	2
1983	Franco Harris	279	1,007	3.6	19	5
1984	Frank Pollard	213	851	4.0	52	6
1985	Frank Pollard	233	991	4.3	56	3
1986	Earnest Jackson	216	910	4.2	31	5
1987	Earnest Jackson	180	696	3.9	39	1
1988	Merril Hoge	170	705	4.1	20	3
1989	Tim Worley (rookie)	195	770	3.9	38	5
1990	Merril Hoge	203	772	3.8	41†	7
1991	Merril Hoge	165	610	3.7	24	2
1992	Barry Foster	390*#	1,690*†	4.3	69	11†
1993	Leroy Thompson	205	763	3.7	36	3
1994	Barry Foster	216	851	3.9	29†	5
1995	Eric Pegrum	213	813	3.8	38	5
1996	Jerome Bettis	320	1,431	4.5	50†	11
1997	Jerome Bettis	375	1,665	4.4	34	7
1998	Jerome Bettis	316	1,185	3.8	42	3
1999	Jerome Bettis	299	1,091	3.6	35	7
2000	Jerome Bettis	355	1,341	3.8	30	8
2001	Jerome Bettis	225	1,072	4.8	48	4
2002	Amos Zereoue	193	762	3.9	42	4
2003	Jerome Bettis	246	811	3.3	21	7
2004	Jerome Bettis	250	941	3.8	29	13



YEAR-BY-YEAR LEADERS

TOTAL YARDS FROM SCRIMMAGE

Year	Player	Total Yards	Rush. Yards	Rec. Yards
1947	Johnny Clement	676	670	6
1948	Val Jansante	620	3	623
1949	Jerry Nuzum	692	611	81
1950	Joe Geri	738	705	33
1951	Lynn Chandnois	822	332	490
1952	Elbie Nickel	884	0	884
1953	Lynn Chandnois	882	470	412
1954	Ray Mathews	894	242	652
1955	Ray Mathews	949	187	762
1956	Fran Rogel	564	476	88
1957	Jack McClaire	630	0	630
1958	Tom Tracy	1,249	714	535
1959	Tom Tracy	1,067	794	273
1960	Tom Tracy	1,025	680	345
1961	John Henry Johnson	1,111	787	324
1962	John Henry Johnson	1,367	1,141	226
1963	Buddy Dial	1,295	0	1,295
1964	John Henry Johnson	1,117	1,048	69
1965	Gary Ballman	905	46	859
1966	Roy Jefferson	808	36	772
1967	J.R. Wilburn	767	0	767
1968	Roy Jefferson	1,131	57	1,074
1969	Roy Jefferson	1,125	46	1,079
1970	Frenchy Fuqua	980	691	289
1971	Frenchy Fuqua	1,052	625	427
1972	Franco Harris (rookie)	1,235	1,055	180
1973	Franco Harris	767	698	69
1974	Franco Harris	1,206	1,006	200
1975	Franco Harris	1,460	1,246	214
1976	Rocky Bleier	1,330	1,036	294
1977	Franco Harris	1,224	1,162	62
1978	Franco Harris	1,226	1,082	144
1979	Franco Harris	1,477	1,186	291
1980	Franco Harris	985	789	196
1981	Franco Harris	1,237	987	250
1982	Franco Harris	853	604	249
1983	Franco Harris	1,285	1,007	278
1984	John Stallworth	1,395	0	1,395 *
1985	Frank Pollard	1,241	991	250
1986	Walter Abercrombie	1,272	877	395
1987	Earnest Jackson	748	696	52
1988	Merril Hoge	1,192	705	487
1989	Louis Lipps	1,124	180	944
1990	Merril Hoge	1,114	772	342
1991	Merril Hoge	989	610	379
1992	Barry Foster	2,034 *	1,690 *	344
1993	Leroy Thompson	1,022	763	259
1994	Byron "Bam" Morris (rookie)	1,040	836	204
1995	Yancey Thigpen	1,308	1	1,307
1996	Jerome Bettis	1,553	1,431	122
1997	Jerome Bettis	1,775	1,665	110
1998	Jerome Bettis	1,275	1,185	90
1999	Jerome Bettis	1,201	1,091	110
2000	Jerome Bettis	1,438	1,341	97
2001	Jerome Bettis	1,120	1,072	48
2002	Hines Ward	1,471	142	1,329
2003	Hines Ward	1,224	61	1,163
2004	Hines Ward	1,029	25	1,004



YEAR-BY-YEAR LEADERS

PASSING

Year	Player	Att.	Comp.	Yards	TDs	Ints	Rtg.
1934	Warren Heller	112	31	511	—	15	—
1935	Warren Heller	41	9	88	—	—	—
1936	Ed Matesic	138	64	850	—	16	—
1937	Ed Fiske	43	17	318	—	4	—
1938	Frank Filchok (rookie)	101	41	469	—	11	—
1939	Hugh McCullough (rookie)	100	32	443	2	12	14.3
1940	Bill Patterson	117	34	529	—	15	—
1941	Boyd Brumbaugh	41	13	260	2	8	31.7
1942	Bill Dudley (rookie)	94	35	438	2	5	37.4
1943	Roy Zimmerman	124	43	846	9	17	44.2
1944	Johnny Grigas	131	50	690	6	21	31.6
1945	Buist Warren	92	36	368	0	10	11.8
1946	Bill Dudley	90	32	452	2	9	20.3
1947	Johnny Clement	123	52	1,004	7	9	59.9
1948	Ray Evans	137	64	924	5	17	41.9
1949	Joe Geri (rookie)	77	31	554	5	5	60.2
1950	Joe Geri	113	41	866	6	15	42.3
1951	Chuck Ortmann (rookie)	139	56	671	3	13	24.0
1952	Jim Finks	336	158	2,307	20 #	19	66.1
1953	Jim Finks	292	131	1,484	8	14	49.7
1954	Jim Finks	306	164	2,003	14	19	63.6
1955	Jim Finks	344	165	2,270	10	26	47.6
1956	Ted Marchibroda	275	124	1,585	12	19	49.6
1957	Earl Morrall	289	139	1,900	11	12	64.7
1958	Bobby Layne	268	133	2,339	14	12	78.4
1959	Bobby Layne	297	142	1,986	20	21	62.6
1960	Bobby Layne	209	103	1,814	13	17	66.3
1961	Rudy Bukich	156	89	1,253	11	16	67.2
1962	Bobby Layne	233	116	1,686	9	17	56.3
1963	Ed Brown	362	168	2,982	21	20	71.5
1964	Ed Brown	272	121	1,990	12	19	55.2
1965	Bill Nelsen	270	121	1,917	8	17	52.8
1966	Ron Smith	181	79	1,249	8	12	54.4
1967	Kent Nix	268	136	1,587	8	19	49.5
1968	Dick Shiner	304	148	1,856	18	17	64.5
1969	Dick Shiner	209	97	1,422	7	10	60.4
1970	Terry Bradshaw (rookie)	218	83	1,410	6	24	30.6
1971	Terry Bradshaw	373	203	2,259	13	22	59.8
1972	Terry Bradshaw	308	147	1,887	12	12	64.1
1973	Terry Bradshaw	180	89	1,183	10	15	54.7
1974	Joe Gilliam	212	96	1,274	4	8	55.4
	Terry Bradshaw	148	67	785	7	8	55.1
1975	Terry Bradshaw	286	165	2,055	18	9	87.8
1976	Terry Bradshaw	192	92	1,177	10	9	65.3
1977	Terry Bradshaw	314	162	2,523	17	19	71.2
1978	Terry Bradshaw	368	207	2,915†	28	20	84.8
1979	Terry Bradshaw	472	259	3,724	26	25	77.0
1980	Terry Bradshaw	424	218	3,339	24	22	75.1
1981	Terry Bradshaw	370	201	2,887	22	14	84.0
1982	Terry Bradshaw	240	127	1,768	17	11	81.4
1983	Cliff Stoudt	381	197	2,553	12	21	60.8
1984	Mark Malone	272	147	2,137	16	17	73.3
1985	Mark Malone	233	117	1,428	13	7	75.8
1986	Mark Malone	425	216	2,444	15	18	62.6
1987	Mark Malone	336	156	1,896	6	19	46.5
1988	Bubby Brister	370	175	2,634	11	14	65.3
1989	Bubby Brister	342	187	2,365	9	10	73.1
1990	Bubby Brister	387	223	2,725	20	14	81.6
1991	Neil O'Donnell	286	156	1,963	11	7	78.8
	Bubby Brister	190	103	1,350	9	9	72.9
1992	Neil O'Donnell	313	185	2,283	13	9	83.6
1993	Neil O'Donnell	486	270	3,208	14	7	79.5
1994	Neil O'Donnell	370	212	2,443	13	9	78.9
1995	Neil O'Donnell	416	246	2,970	17	7	87.7
1996	Mike Tomczak	401	222	2,767	15	17	71.8
1997	Kordell Stewart	440	236	3,020	21	17	75.2
1998	Kordell Stewart	458	252	2,560	11	18	62.9
1999	Mike Tomczak	258	139	1,625	12	8	75.8
2000	Kordell Stewart	289	151	1,860	11	8	73.6
2001	Kordell Stewart	442	266	3,106	14	11	81.7
2002	Tommy Maddox	377	234	2,836	20	16	85.2
2003	Tommy Maddox	519*	298*	3,414	18	17	75.3
2004	Ben Roethlisberger (rookie)	295	196	2,621	17	11	98.1



YEAR-BY-YEAR LEADERS

PASS RECEIVING

Year	Player	No.	Yards	Avg.	LG	TDs
1934	Ben Smith	12	190	15.8	—	0
1935	Jim Levey	11	112	10.2	—	2
1936	Wilbur Sortet	14	197	14.1	—	1
1937	Johnny Blood	10	168	16.8	—	4
1938	Bill Davidson	12	229	19.1	—	0
1939	Sam Boyd (rookie)	21	423	20.1	—	2
1940	George Piatukas	15	290	19.3	—	2
1941	Don Looney	10	186	18.6	66	1
1942	Walt Kichefski	15	189	12.6	26	0
1943	Tony Bova	17	419	24.7	51	5
1944	Ed Rucinski	22	284	12.9	40	1
1945	Tony Bova	15	220	14.7	52	0
1946	Val Jansante	10	136	13.6	34	1
1947	Val Jansante	35	599	17.1	46	5
1948	Val Jansante	39	623	16.0	66	3
1949	Val Jansante	29	445	15.3	47	4
1950	Val Jansante	26	353	13.6	40	0
1951	Hank Minarik (rookie)	35	459	13.1	37	9
1952	Elbie Nickel	55	884	16.1	54	9
1953	Elbie Nickel	62	743	12.0	40	4
1954	Ray Mathews (RB)	44	652	14.8	78	6
1955	Ray Mathews (RB)	42	762	18.1	61	6
1956	Ray Mathews (RB)	31	540	17.4	64	5
1957	Jack McClaire	46	630	13.7	48	2
1958	Jimmy Orr	33	910	27.6	78	7
1959	Jimmy Orr	35	604	17.3	43	5
1960	Buddy Dial	40	972	24.3	70	9
1961	Buddy Dial	53	1,047	19.8	88	12*
1962	Buddy Dial	50	981	19.6	62	6
1963	Buddy Dial	60	1,295	21.6	83	9
1964	Gary Ballman (RB)	47	935	19.9	47	7
1965	Gary Ballman (RB)	40	859	21.5	88	5
1966	John Hillon (TE)	46	603	13.1	32	4
1967	J.R. Wilburn	51	767	15.0	66	5
1968	Roy Jefferson	58	1,074	18.5	62	11
1969	Roy Jefferson	67	1,079	16.1	63	9
1970	Ron Shanklin (rookie)	30	691	23.0	81	4
1971	Ron Shanklin	49	652	13.3	42	6
	John Fuqua (RB)	49	427	8.7	40	1
1972	Ron Shanklin	38	669	17.6	57	3
1973	Ron Shanklin	30	711	23.7	67	10
1974	Frank Lewis	30	365	12.2	31	4
1975	Lynn Swann	49	781	15.9	43	11
1976	Lynn Swann	28	576	20.6	47	3
1977	Lynn Swann	50	789	15.8	47	7
1978	Lynn Swann	61	880	14.4	62	11
1979	John Stallworth	70	1,183	16.9	65†	8
1980	Lynn Swann	44	710	16.1	68†	7
1981	John Stallworth	63	1,098	17.4	55	5
1982	Franco Harris (RB)	31	249	8.0	20	0
1983	Calvin Sweeney	39	577	14.8	42	5
1984	John Stallworth	80	1,395	17.4	51	11
1985	John Stallworth	75	937	12.5	41	5
1986	Walter Abercrombie (RB)	47	395	8.4	27	2
1987	John Stallworth	41	521	12.7	45	2
1988	Louis Lipps	50	973	19.5	89†	5
	Merril Hoge (RB)	50	487	9.7	40	3
1989	Louis Lipps	50	944	18.9	79†	5
1990	Louis Lipps	50	682	13.6	37	3
1991	Louis Lipps	55	671	12.2	35	2
1992	Jeff Graham	49	711	14.5	51	1
1993	Eric Green (TE)	63+	942+	15.0	71†	5
1994	John L. Williams	51†	378	7.4	23	2
1995	Yancey Thigpen	85	1,307	15.4	43	5
1996	Andre Hastings	72	739	10.3	38	6
1997	Yancey Thigpen	79	1,398*	17.7	69†	7
1998	Courtney Hawkins	66	751	11.4	53	1
1999	Troy Edwards (rookie)	61	714	11.7	41	5
	Hines Ward	61	638	10.5	42	7
2000	Hines Ward	48	672	14.0	77†	4
2001	Hines Ward	94	1,003	10.7	34	4
	Plaxico Burress	66	1,008	15.3	43	6
2002	Hines Ward	112*	1,329	11.9	72†	12*
2003	Hines Ward	95	1,163	12.2	50	10
2004	Hines Ward	80	1,004	12.6	58	4



YEAR-BY-YEAR LEADERS

SCORING

Year	Player	TDs	PATs	FGs	TP
1935	Armand Niccolai	0	10	6	28
1936	Armand Niccolai	0	7	7	28
1937	Johnny "Blood" McNally	5	0	0	30
1938	Byron White (rookie)/Bill Sortet	4	0	0	24
1939	Armand Niccolai	0	15	3	24
1940	Armand Niccolai	0	6	6	24
1941	Art Jones	5	0	0	30
1942	Bill Dudley (rookie)	6	0	0	36
1943	Ernie Steele/Bob Thurbon	6	0	0	36
1944	Bob Thurbon	5	0	0	30
1945	Bill Dudley	3	2	0	20
1946	Bill Dudley	5	12	2	48
1947	Steve Lach	9	0	0	54
1948	Joe Glamp	3	26	4	56
1949	Joe Geri (rookie)	5	12	1	45
1950	Joe Geri	3	22	8	64
1951	Joe Geri	4	22	7	67
1952	Elbie Nickel	9	0	0	54
1953	Nick Bolkovac	1	27	4	45
1954	Ray Mathews	8	0	0	48
1955	Ray Mathews	7	0	0	42
1956	Elbie Nickel/Lynn Chandrois	5	0	0	30
1957	Earl Girard	4	2	1	29
1958	Tom Miner	0	31	14	73
1959	Bobby Layne	2	32	11	77
1960	Tom Tracy	9	0	3	63
1961	Buddy Dial	12	0	0	72
1962	Lou Michaels	0	32	26	110
1963	Lou Michaels	0	32	21	95
1964	Mike Clark	0	28	13	67
1965	Mike Clark	0	19	11	52
1966	Mike Clark	0	34	21	97
1967	Mike Clark	0	35	12	71
1968	Roy Jefferson	12	0	0	72
1969	Gene Mingo	0	26	12	62
1970	John Fuqua	9	0	0	54
1971	Roy Gerela	0	27	17	78
1972	Roy Gerela	0	35	28	119
1973	Roy Gerela	0	36	29	123
1974	Roy Gerela	0	33	20	93†
1975	Roy Gerela	0	44	17	95
1976	Franco Harris	14	0	0	84
1977	Franco Harris	11	0	0	66
1978	Roy Gerela	0	44	17	95
1979	Matt Bahr (rookie)	0	50*	18	104
1980	Matt Bahr	0	39	19	96
1981	Dave Trout (rookie)	0	38	12	74
1982	Gary Anderson (rookie)	0	22	10	52
1983	Gary Anderson	0	38	27	119†
1984	Gary Anderson	0	45	24	117†
1985	Gary Anderson	0	40	33#	139†
1986	Gary Anderson	0	32	21	95
1987	Gary Anderson	0	21	22	87
1988	Gary Anderson	0	34	28	118
1989	Gary Anderson	0	28	21	91
1990	Gary Anderson	0	32	20	92
1991	Gary Anderson	0	31	23	100
1992	Gary Anderson	0	29	28	113
1993	Gary Anderson	0	32	28	116
1994	Gary Anderson	0	32	24	104
1995	Norm Johnson	0	39	34*	141††

YEAR-BY-YEAR LEADERS

SCORING (cont.)

1996	Norm Johnson	0	37	23	106
1997	Norm Johnson	0	40	22	106
1998	Norm Johnson	0	21	26	99
1999	Kris Brown (rookie)	0	30	25	105
2000	Kris Brown	0	32	25	107
2001	Kris Brown	0	34	30	124
2002	Hines Ward	12	0	0	78
2003	Jeff Reed	0	31	23	100
2004	Jeff Reed	0	40	28	124

INTERCEPTIONS

Year	Player	No.	Yards	LG	TDs
1946	Bill Dudley	10#	242	80t	1
1947	Tony Compagno	4	168	64t	2*
	Walt Slater	4	38	38	0
1948	Tony Compagno	7t	79	82t	1
1949	Howard Hartley	6	63	41	0
1950	Howard Hartley	5	84	38	0
1951	Howard Hartley	10	69	23	0
1952	Jack Butler	7	168	41	0
1953	Jack Butler	9	147	28	1
1954	Paul Cameron (rookie)	7	118	32	0
1955	Richie McCabe (rookie)	3	29	25	0
1956	Jack Butler	6	113	34	0
1957	Jack Butler	10	85	20	0
1958	Jack Butler	9	81	19	0
1959	Dean Derby	7	127	24	0
1960	Dick Moegle	6	49	31	0
1961	John Sample	8	141	42	0
1962	Clendon Thomas	7	48	15	0
1963	Clendon Thomas	8	122	32	0
1964	Brady Keys	2	11	11	0
1964	Dick Haley	2	11	8	0
	Willie Daniel	2	4	4	0
1965	Jim Bradshaw	5	117	82t	1
1966	Marv Woodson	4	91	56t	1
1966	Jim Bradshaw	4	82	28	1
	Brady Keys	4	0	0	0
1967	Marv Woodson	7	49	24	0
1968	Paul Martha	3	43	23	0
	Ray May	3	31	25t	1
	Marv Woodson	3	23	12	0
1969	Bob Hohn	5	64	24	0
	Paul Martha	5	37	15	0
1970	Lee Calland	7	38	21	0
1971	John Rowser	4	94	70t	1
1972	Jack Ham	7	83	32t	1
1973	Mike Wagner	8°	134	38	0
1974	Glen Edwards	5	153	59	1
	J.T. Thomas	5	22	14	0
	Jack Ham	5	13	10	0
1975	Mel Blount	11#	121	47	0
1976	Glen Edwards	6	95	55	0
	Mel Blount	6	75	28	0



YEAR-BY-YEAR LEADERS

INTERCEPTIONS (cont.)

1977	Mel Blount	6	65	37	0
1978	Tony Dungy	6	95	65	0
1979	Jack Lambert	6	29	23	0
1980	Donnie Shell	7	135	67	0
1981	Mel Blount	6	106	50t	1
	Jack Lambert	6	76	31	0
1982	Dwayne Woodruff	5§	53	30	0
	Donnie Shell	5§	27	18	0
1983	Rick Woods	5	53	31	0
	Donnie Shell	5	18	18	0
1984	Donnie Shell	7	71	52t	1
1985	Dwayne Woodruff	5	80	33	0
1986	Lupe Sanchez	3	71	67t	1
	Eric Williams	3	44	25	0
	Donnie Shell	3	29	17	0
	Rick Woods	3	26	23	0
	Harvey Clayton	3	18	14	0
	Bryan Hinkle	3	7	6	0
1987	Dwayne Woodruff	5	91	33t	1
1988	Dwayne Woodruff	4	109	78t	1
	Rod Woodson	4	98	29	0
1989	Dwayne Woodruff	4	57	35	0
1990	Rod Woodson	5	67	34	0
1991	Thomas Everett	4	53	27	0
1992	Darren Perry (rookie)	6	69	34	0
1993	Rod Woodson	8	138	63t	1
1994	Darren Perry	7	112	42	0
1995	Willie Williams	7†	122	63t	1
1996	Rod Woodson	6	121	43t	1
1997	Donnell Woolford	4	91	34	0
	Darren Perry	4	77	42	0
1998	Dewayne Washington	5	178	78t	2
1999	Scott Shields (rookie)	4	75	25	0
	Dewayne Washington	4	1	1	0
2000	Dewayne Washington	5	59	31	0
	Chad Scott	5	49	33	0
2001	Chad Scott	5	204	62	2
2002	Joey Porter	4	153	84	0
	Brent Alexander	4	37	25	0
2003	Brent Alexander	4	63	34	0
2004	Troy Polamalu	5	58	26t	1

QUARTERBACK SACKS

Year	Player	No.
1972	Joe Greene	11.0
1973	L.C. Greenwood	8.5
1974	Ernie Holmes	11.5
1975	Ernie Holmes	8.5
1976	Joe Greene	6.0
1977	Steve Furness	8.5
1978	L.C. Greenwood	9.0
1979	L.C. Greenwood	7.0
	Steve Furness	7.0
1980	L.C. Greenwood	5.0
1981	Gary Dunn	8.0



YEAR-BY-YEAR LEADERS

QUARTERBACK SACKS (cont.)

1982	Tom Beasley	6.0
	Gary Dunn	6.0
1983	Keith Willis	14.0
1984	Mike Merriweather	15.0*
1985	Keith Willis	12.0
1986	Keith Willis	5.5
1987	Mike Merriweather	5.5
1988	Tim Johnson	4.0
1989	Greg Lloyd	7.0
1990	Gerald Williams	6.0
1991	Jerrol Williams	9.0
1992	Greg Lloyd	6.5
1993	Kevin Greene	12.5
1994	Kevin Greene	14.0
1995	Kevin Greene	9.0
1996	Chad Brown	13.0
1997	Carnell Lake	6.0
1998	Jason Gildon	11.0
1999	Jason Gildon	8.5
2000	Jason Gildon	13.5
2001	Jason Gildon	12.0
2002	Jason Gildon	9.0
	Joey Porter	9.0
2003	Kimo von Oelhoffen	8.0
2004	Aaron Smith	8.0

† AFC Leader

+ Team record for TE

° Tied for NFL lead

‡ Team record for RB

§ Tied for AFC lead

NFL leader

* Team record



2004 Final Regular-Season Statistics (15-1)

Date	Result	Opponent	Attn.
9/12	W 24-21	Oakland	60,147
9/19	L 13-30	at Baltimore	69,859
9/26	W 13-3	at Miami	72,225
10/3	W 28-17	Cincinnati	62,402
10/10	W 34-23	Cleveland	63,609
10/17	W 24-20	at Dallas	64,162
10/31	W 34-20	New England	64,737
11/7	W 27-3	Philadelphia	64,975
11/14	W 24-10	at Cleveland	73,703
11/21	W 19-14	at Cincinnati	65,780
11/28	W 16-7	Washington	63,707
12/5	W 17-16	at Jacksonville	76,877
12/12	W 17-6	N.Y. Jets	63,581
12/18	W 33-30	at N.Y. Giants	78,836
12/26	W 20-7	Baltimore	64,227
1/2	W 29-24	at Buffalo	73,414

Team Statistics	Pitt.	Opp.
Total First Downs	310	248
Rushing	134	79
Passing	147	146
Penalty	29	23
3rd Down: Made/Att	94/219	63/193
3rd Down Pct.	42.9	32.6
4th Down: Made/Att	7/12	7/13
4th Down Pct.	58.3	53.8
Possession Avg.	34:00	26:01
Total Net Yards	5184	4134
Avg. Per Game	324.0	258.4
Total Plays	1012	882
Avg. Per Play	5.1	4.7
Net Yards Rushing	2464	1299
Avg. Per Game	154.0	81.2
Total Rushes	618	357
Net Yards Passing	2720	2835
Avg. Per Game	170.0	177.2
Sacked/Yards Lost	36/250	41/225
Gross Yards	2970	3060
Att./Completions	358/228	484/269
Completion Pct.	63.7	55.6
Had Intercepted	13	19
Punts/Average	67/43.0	79/42.7
Net Punting Avg.	67/37.4	79/36.3
Penalties/Yards	99/837	104/875
Fumbles/Ball Lost	20/8	28/13
Touchdowns	41	26
Rushing	16	8
Passing	20	14
Returns	5	4

Score by Periods	Q1	Q2	Q3	Q4	OT	PTS
Team	123	90	47	112	0	372
Opponents	79	42	66	64	0	251

Scoring	TD	R	P	Rt	Pat	FG	2pt	Pts.
Reed	0	0	0	0	40/40	28/33	0	124
Bettis	13	130	0	0	0/0	0/0	0	78
Burress	5	0	5	0	0/0	0/0	0	30
Ward	5	1	4	0	0/0	0/0	0	30
Randle El	3	0	3	0	0/0	0/0	0	18
Tuman	3	0	3	0	0/0	0/0	0	18
Haynes	2	0	2	0	0/0	0/0	0	12
Riemersma	2	0	2	0	0/0	0/0	0	12
Farnior	1	0	0	1	0/0	0/0	0	6
Harrison	1	0	0	1	0/0	0/0	0	6
Kreider	1	0	1	0	0/0	0/0	0	6
Polamalu	1	0	0	1	0/0	0/0	0	6
Roethlisberger	1	1	0	0	0/0	0/0	0	6
Staley	1	1	0	0	0/0	0/0	0	6
Stuivants	1	0	0	1	0/0	0/0	0	6
Townsend	1	0	0	1	0/0	0/0	0	6
Team	41	1620	5	40/40	28/33	1	372	
Opponents	26	8	14	4	24/24	23/27	0	251

Sacks: A. Smith 8.0, Porter 7.0, Haggans 6.0, Townsend 4.0, Farnior 3.0, Foote 3.0, Colclough 1.5, Harrison 1.0, Hoke 1.0, Kirschke 1.0, Polamalu 1.0, von Oelhoffen 1.0, Williams 1.0, Kriewaldt 0.5, **Team 41.0**, **Opponents 36.0**

2-PT. Conversions: - Team 0-1, Opponents 1-2

Rushing	No.	Yds	Avg	Lg	TD
Bettis	250	941	3.8	29	13
Staley	192	830	4.3	38	1
Haynes	55	272	4.9	18	0
Parker	32	186	5.8	58	0
Roethlisberger	56	144	2.6	20	1
Randle El	8	34	4.3	12	0
Ward	7	25	3.6	18	1
Kreider	4	16	4.0	6	0
Maddox	9	15	1.7	10	0
Brown TM	1	2	2.0	2	0
St. Pierre	4	-3	-0.8	2	0
Team	618	2464	4.0	58	16
Opponents	357	1299	3.6	35	8

Receiving	No.	Yds	Avg	Lg	TD
Ward	80	1004	12.6	58	4
Randle El	43	601	14.0	39	3
Burress	35	698	19.9	48	5
Haynes	18	142	7.9	26	2
Kreider	10	75	7.5	13	1
Mays	9	137	15.2	46	0
Tuman	9	89	9.9	26	3
Riemersma	7	82	11.7	26	2
Staley	6	55	9.2	21	0
Bettis	6	46	7.7	20	0
Rasby LG	5	52	10.4	13	0
Parker	3	16	5.3	12	0
Cushing	1	17	17.0	17	0
Morey	1	8	8.0	8	0
Team	228	2970	13.0	58	20
Opponents	269	3060	11.4	58	14

Interceptions	No.	Yds.	Avg.	Lg	TD
Polamalu	5	58	11.6	26	1
Farnior	4	113	28.3	41	1
Townsend	4	54	13.5	39	1
Hope	1	41	41.0	41	0
Scott	1	23	23.0	23	0
Porter	1	3	3.0	3	0
Foote	1	1	1.0	1	0
J. Taylor	1	0	0.0	0	0
Williams	1	0	0.0	0	0
Team	19	293	15.4	41	3
Opponents	13	190	14.6	51	3

Punting	No.	Yds	Avg	Net	TB	In	Lg	B
Gardocki	67	2879	43.0	37.4	6	24	61	0
Team	67	2879	43.0	37.4	6	24	61	0
Opponents	79	3375	42.7	36.3	7	26	63	0

Punt Returns	Ret	FC	Yds	Avg	Lg	TD
Randle El	42	13	347	8.3	60	0
Colclough	1	0	13	13.0	13	0
Haynes	1	0	5	5.0	5	0
Team	44	13	365	8.3	60	0
Opponents	34	8	252	7.4	33	0

Kickoff Returns	No.	Yds	Avg	Lg	TD
Colclough	28	566	21.8	48	0
Randle El	21	527	25.1	41	0
J. Taylor	11	184	16.7	22	0
Cushing	3	45	15.0	20	0
Kirschke	1	13	13.0	13	0
Team	62	1335	21.5	48	0
Opponents	74	1595	21.6	91	1

Field Goals	1-19	20-29	30-39	40-49	50+
Reed	1/1	8/9	12/13	5/8	2/2
Team	1/1	8/9	12/13	5/8	2/2
Opponents	0/0	7/8	11/12	5/6	0/1

Reed:
(42G)(48N)(40G,44N,45N,51G)(47G,26G)
(51G)(19G,29G)(33N,42G,31G)(20G,24N)(32G)(33G)
(36G,32G)(37G)(34G)(33G,21G,36G,28G)(23G,40G)
(22G,21G,31G,37G,33G)

Opponents:
(28G,38G)(35G,27G,34G)(34G)(34G)
(24G,34G,46G)(47G,39G)(43G,25G)(33G)(31G)(32N,20G,29G,36G,60N)(43G,41G)(22G)(44N)(37G,28N)

Passing	Att	Cmp	Yds	Cmp%	TD	Int	Lg	Sack/Lost	Rating
Roethlisberger	295	196	2621	66.4	17	11	58	30/213	98.1
Maddox	60	30	329	50.0	1	2	39	6/37	58.3
Bettis	1	1	10	100.0	1	0	10	0/0	147.9
Randle El	1	1	10	100.0	1	0	10	0/0	147.9
St. Pierre	1	0	0	0.0	0	0	0	0/0	39.6
Team	358	228	2970	63.7	20	13	58	36/250	93.2
Opponents	484	269	3060	55.6	14	19	58	41/225	68.0



2003 Final Regular-Season Statistics (6-10)

Date	Result	Opponent	Attn.
9/7	W 34-15	Baltimore	63,157
9/14	L 41-20	at Kansas City	78,416
9/21	W 17-10	at Cincinnati	64,596
9/28	L 30-13	Tennessee	63,244
10/5	L 33-13	Cleveland	64,595
10/12	L 17-14	at Denver	75,974
10/26	L 33-21	St. Louis*	62,665
11/2	L 23-16	at Seattle	66,507
11/9	W 28-15	Arizona	59,520
11/17	L 30-14	at San Francisco	67,877
11/23	W 13-6	at Cleveland	73,658
11/30	L 24-20	Cincinnati	58,797
12/7	W 27-7	Oakland	53,079
12/14	L 6-0	at New York Jets	77,090
12/21	W 40-24	San Diego	52,527
12/28	L 13-10/OT	at Baltimore	70,001

* 1,000th game in Steelers History

Team Statistics	Pitt.	Opp.
Total First Downs	275	270
Rushing	77	89
Passing	174	155
Penalty	24	26
3rd Down: Made/Att.	82/227	71/209
3rd Down Pct.	36.1	34.0
4th Down: Made/Att.	11/22	7/16
4th Down Pct.	50.0	43.8
Possession Avg.	30:42	29:18
Total Net Yards	4792	4783
Avg. Per Game	299.5	298.9
Total Plays	1020	968
Avg. Per Play	4.7	4.9
Net Yards Rushing	1488	1741
Avg. Per Game	93.0	108.9
Total Rushes	446	449
Net Yards Passing	3304	3042
Avg. Per Game	206.5	190.1
Sacked/Yards Lost	42/244	35/203
Gross Yards	3548	3245
Att./Completions	532/306	484/294
Completion Pct.	57.5	60.7
Had Intercepted	17	14
Punts/Average	85/41.4	91/40.6
Net Punting Avg.	36.0	32.1
Penalties/Yards	111/1005	96/709
Fumbles/Ball Lost	24/11	24/11
Touchdowns	33	38
Rushing	10	14
Passing	19	20
Returns	4	4

Score by Periods	Q1	Q2	Q3	Q4	OT	PTS
Team	50	94	93	63	0	300
Opponents	61	98	71	94	3	327

Scoring	TD	R	P	Rt	Pat	FG	2pt	Pts.
Reed	0	0	0	0	31/32	23/32	0	100
Ward	10	0	10	0	0/0	0/0	0	60
Bettis	7	7	0	0	0/0	0/0	1	44
Burrese	4	0	4	0	0/0	0/0	0	24
Randle El	3	0	1	2	0/0	0/0	0	18
Zereoue	2	2	0	0	0/0	0/0	0	12
Bruener	1	0	1	0	0/0	0/0	0	6
Doering	1	0	1	0	0/0	0/0	0	6
Hope	1	0	1	0	0/0	0/0	0	6
Kreider	1	1	0	0	0/0	0/0	0	6
Riemersma	1	0	1	0	0/0	0/0	0	6
Scott	1	0	0	1	0/0	0/0	0	6
Townsend	1	0	0	1	0/0	0/0	0	6
Team	33	10	19	4	31/32	23/32	1	300
Opponents	38	14	20	4	32/35	21/24	1	327

Sacks: von Oelhoffen 8.0, Gildon 6.0, Bell 5.0, Porter 5.0, Bailey 2.0, Polamalu 2.0, Smith 2.0.
Alexander 1.0, Haggans 1.0, Hampton 1.0, Logan 1.0, Townsend 1.0, Team 35.0, Opponents 42.0

2-Pl. Conversions: Bettis, Team 1-1, Opponents 1-3

Rushing	No.	Yds	Avg	Lg	TD
Bettis	246	811	3.3	21	7
Zereoue	132	433	3.3	22	2
Randle El	15	75	5.0	32	0
Haynes	20	83	3.2	15	0
Ward	11	61	5.5	25	0
Kreider	7	29	4.1	9	1
Maddox	13	12	0.9	6	0
Batch	1	11	11.0	11	0
Burrese	1	-7	-7.0	-7	0
Team	446	1488	3.3	32	10
Opponents	449	1741	3.9	78	14

Receiving	No.	Yds.	Avg.	Lg	TD
Ward	95	1163	12.2	50	10
Burrese	60	860	14.3	47	4
Zereoue	40	310	7.8	29	0
Randle El	37	364	9.8	32	1
Doering	18	240	13.3	53	1
Bettis	13	86	6.6	16	0
Tuman	12	113	9.4	23	0
Riemersma	10	138	13.8	24	1
Kreider	9	107	11.9	26	0
Haynes	7	57	8.1	13	0
Mays	2	17	8.5	9	0
Bruener	2	12	6.0	11	1
Hope	1	81	81.0	81	1
Team	306	3548	11.6	81	19
Opponents	294	3245	11.0	61	20

Interceptions	No.	Yds.	Avg.	Lg	TD
Alexander	4	63	15.8	34	0
Scott	3	50	16.7	26	1
Townsend	3	24	8.0	25	1
Bell	1	61	61.0	42	0
Farrior	1	9	9.0	9	0
Washington	1	7	7.0	7	0
Gildon	1	1	1.0	1	0
Team	14	215	15.4	42	2
Opponents	17	386	22.7	75	3

Punting	No.	Yds	Avg	Net	TB	In	Lg	B
Miller	84	3518	41.9	36.0	8	27	69	1
Team	84	3518	41.9	36.0	8	27	69	1
Opponents	91	3694	40.6	32.1	11	23	61	0

Punt Returns	Ret	FC	Yds	Avg	Lg	TD
Randle El	45	12	542	12.0	84	2
Doering	0	0	9	0	9	0
Team	45	12	551	12.2	84	2
Opponents	47	12	296	6.3	45	0

Kickoff Returns	No.	Yds	Avg	Lg	TD
Taylor	37	831	22.5	53	0
Randle El	24	466	19.4	34	0
Mays	4	79	19.8	27	0
Kreider	3	29	9.7	15	0
Team	68	1405	20.7	53	0
Opponents	66	1359	20.6	100	1

Field Goals	1-19	20-29	30-39	40-49	50+
Reed	0/0	9/12	6/7	7/12	1/1
Team	0/0	9/12	6/7	7/12	1/1
Opponents	1/1	7/7	5/5	8/9	0/2

Reed:
 (29G,31G)(20G,51G)(24WR,33G)(26G,23G,30CR)
 (30G,37G)(24G,26G)(49G,33G,21G)(23WL)(45WR)
 (45WR,23G,46G)(23G,39G)(47SH,44G,48SH,40G)
 (43WL,20WL)(47G,40G)(42G)

Opponents:
 (1)(44G)(19G,22G)(47G)(47WL,20G,22G)
 (36G,46G,34G)(20G)(32G,22G,44G)(27G,31G)
 (44G)(28G,41G)(31G)(46G,52SH,51SH,47G)

Passing	Att	Cmp	Yds	Cmp%	TD	Int	Lg	Sack/Lost	Rating
Maddox	519	298	3414	57.4	18	17	53	41/242	75.3
Miller	1	1	81	100.0	1	0	81	0/0	158.3
Batch	8	4	47	50.0	0	0	22	1/2	68.2
Randle El	4	3	6	75.0	0	0	9	0/0	77.1
Team	532	306	3548	57.5	19	17	81	42/244	76.4
Opponents	484	294	3245	60.7	20	14	61	35/203	82.4

2002 Final Regular-Season Statistics (10-5-1)

Date	Result	Opponent	Attn.
9/9	L 30-14	at New England	68,436
9/15	L 30-17	Oakland	62,260
9/29	W 16-13	OT Cleveland	62,864
10/6	L 32-29	at New Orleans	67,734
10/13	W 34-7	at Cincinnati	63,900
10/21	W 28-10	Indianapolis	62,800
10/27	W 31-18	at Baltimore	69,638
11/3	W 23-20	at Cleveland	73,718
11/10	T 34-34	OT Atlanta	62,779
11/17	L 31-23	at Tennessee	68,804
11/24	W 29-21	Cincinnati	60,473
12/1	W 25-23	at Jacksonville	55,260
12/8	L 24-6	Houston	58,551
12/15	W 30-14	Carolina	58,586
12/23	W 17-7	at Tampa Bay	65,684
12/29	W 34-31	Baltimore	61,961

Team Statistics	Pitt.	Opp.
Total First Downs	343	279
Rushing	119	77
Passing	200	178
Penalty	24	24
3rd Down: Made/Att	94/223	90/225
3rd Down Pct.	42.2	43.6
4th Down: Made/Att	14/23	7/13
4th Down Pct.	60.9	53.8
Possession Avg.	32:47	27:13
Total Net Yards	5952	4835
Avg. Per Game	372.0	302.2
Total Plays	1097	982
Avg. Per Play	5.4	4.9
Net Yards Rushing	2120	1375
Avg. Per Game	132.5	85.9
Total Rushes	512	359
Net Yards Passing	3832	3460
Avg. Per Game	239.5	216.3
Sacked/Yards Lost	34/204	50/313
Gross Yards	4036	3773
Att./Completions	551/350	573/336
Completion Pct.	63.5	58.6
Had Intercepted	22	19
Punts/Average	63/41.0	77/40.3
Net Punting Avg.	33.2	35.0
Penalties/Yards	90/712	106/927
Fumbles/Ball Lost	26/14	22/17
Touchdowns	43	41
Rushing	15	16
Passing	26	19
Returns	2	6

Score by Periods	Q1	Q2	Q3	Q4	OT	PTS
Team	113	124	61	89	3	390
Opponents	79	73	86	107	0	345

Scoring	TD	R	P	Rt	Pat	FG	S	Pts.
Ward	12	0	12	0		0	78	
Peterson	0	0	0	25/26	12/21	0	61	
Reed	0	0	0	10/11	17/19	0	61	
Betts	9	9	0	0		0	54	
Burress	7	0	7	0		0	44	
Zereoue	4	4	0	0		0	24	
Randle El	3	0	2	1		0	18	
Mahis	2	0	2	0		0	12	
Stewart	2	2	0	0		0	12	
Kreider	1	0	1	0		0	8	
Tuman	1	0	1	0		0	6	
Scott	1	0	0	1		0	6	
Bruener	1	0	1	0		0	6	
Team	43	15	26	2	35/37	29/40	0	390
Opponents	41	16	19	6	37/38	20/26	0	345

Sacks: Porter 9.0, Gildon 9.0, Haggans 6.5, Smith 5.5, Bailey 5.5, Bell 4.0, Flowers 4.0, von Oelhoffen 3.0, Hampton 2.0, Alexander 1.0, Logan 0.5, **Team 50.0, Opponents 34.0**

2-Pt. Conversions: Ward-3, Burress, Kreider, Team 5-6, Opponents 1-3

Rushing	No.	Yds	Avg	Lg	TD
Zereoue	193	762	3.9	42	4
Betts	187	666	3.6	41	9
Stewart	43	191	4.4	28	2
Ward	12	142	11.8	39	0
Randle El	19	134	7.1	24	0
Fumatis/Mattias	23	115	5.0	17	0
Haynes	10	51	5.1	20	0
Maddox	19	43	2.3	21	0
Kreider	6	16	2.7	5	0
Team	512	2120	4.1	42	15
Opponents	359	1375	3.8	59	16

Receiving	No.	Yds.	Avg.	Lg	TD
Ward	112	1329	11.9	72	12
Burress	78	1325	17.0	62	7
Randle El	47	489	10.4	36	2
Zereoue	42	341	8.1	54	0
Mahis	23	218	9.5	22	2
Kreider	18	122	6.8	15	1
Bruener	13	66	5.1	10	1
Betts	7	57	8.1	15	0
Tuman	4	63	15.8	27	1
Haynes	3	10	3.3	7	0
Fumatis/Mattias	2	12	6.0	6	0
Cushing	1	4	4.0	4	0
Team	350	4036	11.5	72	26
Opponents	336	3773	11.2	64	19

Interceptions	No.	Yds.	Avg.	Lg	TD
Porter	4	153	38.3	84	0
Alexander	4	37	9.3	25	0
Washington	3	51	17.0	28	0
Townsend	3	3	1.0	2	0
Flowers	2	31	15.5	25	0
Scott	2	30	15.0	30	1
Logan	1	46	46.0	46	0
Team	19	351	18.5	84	1
Opponents	22	421	19.1	70	2

Punting	No.	Yds	Avg	Net	TB	In	Lg	B
Miller	55	2267	41.2	33.1	5	14	62	1
Rosen	7	316	45.1	38.7	1	1	55	0
Team	63	2583	41.0	33.2	6	15	62	1
Opponents	77	3102	40.3	35.0	6	17	63	1

Punt Returns	Ret	FC	Yds	Avg	Lg	TD
Randle El	37	11	257	6.9	29	0
Poteal	4	2	29	7.3	11	0
Scott	1	0	4	4.0	4	0
Team	42	13	290	6.9	29	0
Opponents	32	12	371	11.6	87	1

Kickoff Returns	No.	Yds	Avg	Lg	TD
Randle El	32	733	22.9	99	1
Mays	32	671	21.0	35	0
Poteal	5	103	20.6	25	0
Kreider	1	18	18.0	18	0
Bailey	1	12	12.0	12	0
Allred	1	7	7.0	7	0
Team	72	1544	21.4	99	1
Opponents	78	1671	21.4	96	1

Field Goals	1-19	20-29	30-39	40-49	50+
T. Peterson	1/1	2/3	6/10	3/7	0/0
J. Reed	0/0	5/5	5/5	6/7	1/2
Team	1/1	7/8	11/15	9/14	1/2
Opponents	0/0	7/7	2/3	11/15	0/1

Peterson:
(39N)(46G)(19G,27G,24B,31G)(134G,32WL,30G)(48SH)(34G)(43G,41WR,28G,42G)(34G,40RU,34G,48B)(31WR,37WR)(1)(1)(1)(1)

Reed:
(1)(1)(1)(1)(1)(1)(33G,51SH,43G,45G)(25G,29G,30G,46G,33G,50G)(40G,31G,43SH)(36G,41G,23G)(26G)(23G,48G)

Opponents:
(45G,28G,27G)(41G,45G,46WL,27G)(28G,28G,45SH)(40G,48G,31G,48G)(46SH)(48SH,41G)(28G)(1)(36G,40G,56B)(39WR,43G)(1)(43G)

Passing	Att	Cmp	Yds	Cmp%	TD	Int	Lg	Sack/Lost	Rating
Maddox	377	234	2836	62.1	20	16	72	26/148	85.2
Stewart	166	109	1155	65.7	6	6	64	7/46	82.8
Randle El	8	7	45	87.5	0	0	25	1/10	90.1
Team	551	350	4036	63.5	26	22	72	34/204	84.6
Opponents	573	336	3773	58.6	19	19	64	50/313	75.6



2001 Final Regular-Season Statistics (13-3)

Date	Result	Opponent	Attn.
9/9	L 21-3	at Jacksonville	63,785
9/30	W 20-3	at Buffalo	72,874
10/7	W 16-7	Cincinnati	62,335
10/14	W 20-17	at Kansas City	78,413
10/21	W 17-10	at Tampa Bay	65,588
10/29	W 34-7	Tennessee	63,763
11/4	L 13-10	Baltimore	62,906
11/11	W 15-12 OT	Cleveland	73,218
11/18	W 20-7	Jacksonville	62,644
11/25	W 34-24	at Tennessee	68,801
12/2	W 21-16	Minnesota	62,661
12/9	W 18-7	New York Jets	62,884
12/16	W 26-21	at Baltimore	69,506
12/23	W 47-14	Detroit	62,809
12/30	L 26-23 OT	at Cincinnati	63,751
1/6	W 28-7	Cleveland	59,189

Team Statistics	Pitt.	Opp.
Total First Downs	314	254
Rushing	148	70
Passing	150	160
Penalty	16	24
3rd Down: Made/Att	106/232	68/199
3rd Down Pct.	45.7	34.2
4th Down: Made/Att	6/12	4/17
4th Down Pct.	50.0	23.5
Possession Avg.	34:10	25:50
Total Net Yards	5887	4137
Avg. Per Game	367.9	258.6
Total Plays	1065	919
Avg. Per Play	5.5	4.5
Net Yards Rushing	2774	1195
Avg. Per Game	173.4	74.7
Total Rushes	580	339
Net Yards Passing	3113	2942
Avg. Per Game	194.6	183.9
Sacked/Yards Lost	31/182	55/367
Gross Yards:	3295	3309
Att./Completions	454/274	525/295
Completion Pct.	60.4	56.2
Had Intercepted	12	16
Punts/Average	63/41.4	67/42.3
Net Punting Avg.	63/34.6	67/36.3
Penalties/Yards	86/737	71/585
Fumbles/Ball Lost	28/9	27/12
Touchdowns	38	26
Rushing	17	5
Passing	16	19
Returns	5	2

Score by Periods	Q1	Q2	Q3	Q4	OT	PTS
Team	60	108	102	79	3	352
Opponents	33	81	13	82	3	212

Scoring	TD	R	P	Rt	Pat	FG	S	Pts.
Brown	0	0	0	0	34/37	30/44	0	124
Burress	6	0	6	0			0	36
Stewart	5	5	0	0			0	30
Bettis	4	4	0	0			0	24
Furness/McNabb	4	3	1	0			0	24
Ward	4	0	4	0			0	24
Edwards	2	1	0	1			0	12
Scott	2	0	0	2			0	12
Shew	2	0	2	0			0	12
Zeroboue	2	1	1	0			0	12
Bowers	1	1	0	0			0	6
Cushing	1	0	1	0			0	6
Gildon	1	0	0	1			0	6
Kreider	1	1	0	0			0	6
Maddox	1	1	0	0			0	6
Tuman	1	0	1	0			0	6
Washington	1	0	0	1			0	6
Team	38	17	16	5	34/37	30/44	0	352
Opponents	26	5	19	2	23/24	9/20	2	212

Sacks: Gildon 12.0, Bell 9.0, Porter 9.0, A. Smith 8.0, von Oelhoffen 4.0, Alexander 2.0, Bailey 2.0, Holmes 2.0, Logan 2.0, Townsend 2.0, Flowers 1.0, Hampton 1.0, Washington 1.0, **Team 55.0, Opponents 31.0**

2-Pt. Conversions: Team 0-1, Opponents 1-2

Rushing	No.	Yds	Avg	Lg	TD
Bettis	225	1,072	4.8	48	4
Stewart	96	537	5.6	48	5
Furness/McNabb	120	453	3.8	46	3
Zeroboue	85	441	5.2	32	1
Bowers	18	84	4.7	21	1
Ward	10	83	8.3	36	0
Kreider	7	29	4.1	12	1
Edwards	5	28	5.6	12	1
Witman	5	24	4.8	14	0
Maddox	6	9	1.5	8	1
Martin	1	8	8.0	8	0
Team	578	2768	4.8	48	17
Opponents	339	1195	3.5	36	5

Receiving	No.	Yds.	Avg.	Lg	TD
Ward	94	1008	10.7	34	4
Burress	66	1008	15.3	43	6
Shaw	24	409	17.0	90	2
Edwards	19	283	14.9	57	0
Furness/McNabb	16	127	7.9	54	1
Zeroboue	13	154	11.8	62	1
Bruenier	12	98	8.2	21	0
Bettis	8	48	6.0	16	0
Tuman	7	96	13.7	32	1
Witman	6	32	5.3	12	0
Cushing	5	24	4.8	9	1
Kreider	2	5	2.5	5	0
Blackwell	1	8	8.0	8	0
Bowers	1	0	0.0	0	0
Team	274	3295	12.0	90	16
Opponents	295	3309	11.2	60	19

Interceptions	No.	Yds.	Avg.	Lg	TD
Scott	5	204	40.8	62	2
Alexander	4	39	9.8	22	0
Townsend	2	7	3.5	7	0
Logan	2	2	1.0	2	0
Washington	1	15	15.0	15	0
Clancy	1	3	3.0	3	0
Gildon	1	0	0.0	0	0
Team	16	270	16.9	62	2
Opponents	12	101	8.4	39	0

Punting	No.	Yds	Avg	Net	TB	In	Lg	B
Miller	59	2505	42.5	34.9	5	23	64	1
K. Brown	3	106	35.3	27.3	0	0	46	0
Team	63	2611	41.4	34.6	5	23	64	1
Opponents	87	3677	42.3	36.3	5	28	57	0

Punt Returns	Ret	FC	Yds	Avg	Lg	TD
Poteat	36	14	292	8.1	39	0
Edwards	10	0	83	8.3	28	0
Shaw	4	1	45	11.3	23	0
Team	50	15	420	8.4	39	0
Opponents	28	14	334	11.9	62	0

Kickoff Returns	No.	Yds	Avg	Lg	TD
Edwards	20	462	23.1	81	0
Poteat	16	250	15.6	30	0
Jackson	6	125	20.8	25	0
Blackwell	2	36	18.0	20	0
Logan	1	9	9.0	9	0
Shaw	1	2	2.0	2	0
Team	46	884	19.2	81	0
Opponents	73	1561	21.4	95	1

Field Goals	1-19	20-29	30-39	40-49	50+
K. Brown	0/0	7/7	15/20	6/15	2/2
Team	0/0	7/7	15/20	6/15	2/2
Opponents	0/0	3/5	4/6	2/7	0/2

Brown:
(41G)(33N,30G,52G)(26G,42G,48G)(42G,55G)(35G)(48N,42G,27G)(38G,41N,33N,48N,35N)(31G,27G,37G,37G,45N,32G)(48G,28G)(39G,47N,37G)(40N)(26G,33G,40N,44N,38G,20G)(22G,33G,32N)(48N,37G,38N,31G)(38G)(I)
Opponents:
(22N)(49N,23G)(51N)(I)(31G)(48N)(25G,39G)(40G)(47N)(49G)(25G,38N)(51N)(48N)(48N)(32N,28N,34G,31G)(I)

Passing	Att	Cmp	Yds	Cmp%	TD	Int	Lg	Sack/Lost	Rating
Stewart	442	266	3109	60.2	14	11	90	29/175	81.7
Maddox	9	7	154	77.8	1	1	57	1/4	116.2
Bettis	2	1	32	50.0	1	0	32	0/0	135.4
Ward	1	0	0	0.0	0	0	0	1/3	39.6
Team	454	274	3295	60.4	16	12	90	31/182	83.4
Opponents	525	295	3309	56.2	19	16	80	55/367	74.5



2000 Final Regular-Season Statistics (9-7)

Date	Result	Opponent	Attn.
9/3	L 16-0	Baltimore	55,049
9/17	L 23-20	at Cleveland	73,018
9/24	L 23-20	Tennessee	51,769
10/1	W 24-13	at Jacksonville	64,351
10/8	W 20-3	at N.Y. Jets	78,441
10/15	W 15-0	Cincinnati	54,328
10/22	W 22-0	Cleveland	57,659
10/29	W 9-6	at Baltimore	69,405
11/5	L 9-7	at Tennessee	68,498
11/12	L 26-23	OT Philadelphia	56,702
11/19	L 34-24	Jacksonville	50,925
11/26	W 48-28	at Cincinnati	63,925
12/3	W 21-20	Oakland	55,811
12/10	L 30-10	at N.Y. Giants	79,164
12/16	W 24-3	Washington	58,183
12/24	W 34-21	at San Diego	50,809

Team Statistics	Pitt.	Opp.
Total First Downs	283	252
Rushing	124	82
Passing	128	153
Penalty	31	17
3rd Down: Made/Att	86/229	78/222
3rd Down Pct.	37.6	35.1
4th Down: Made/Att	5/10	8/17
4th Down Pct.	50.0	47.1
Possession Avg.	31:27	28:33
Total Net Yards	4766	4713
Avg. Per Game	297.9	294.6
Total Plays	1009	985
Avg. Per Play	4.7	4.8
Net Yards Rushing	2248	1693
Avg. Per Game	140.5	105.8
Total Rushes	527	425
Net Yards Passing	2518	3020
Avg. Per Game	157.4	188.8
Sacked/Yards Lost	43/220	39/229
Gross Yards	2738	3249
Att./Completions	439/217	521/280
Completion Pct.	49.4	53.7
Had Intercepted	10	17
Punts/Average	91/43.3	84/43.3
Net Punting Avg.	91/37.5	84/35.5
Penalties/Yards	81/667	105/876
Fumbles/Ball Lost	24/11	25/18
Touchdowns	35	24
Rushing	19	9
Passing	12	13
Returns	4	2

Score by Periods	Q1	Q2	Q3	Q4	OT	PTS
Team	58	99	67	97	0	321
Opponents	67	76	50	59	3	255

Scoring	TD	R	P	Rt	Pat	FG	S	Pts.
Brown	0	0	0	0	32/33	25/30	0	107
Bettis	8	8	0	0			0	48
Stewart	7	7	0	0			0	42
Shaw	4	0	4	0			0	24
Ward	4	0	4	0			0	24
Huntley	3	3	0	0			0	20
Bruener	3	0	3	0			0	18
Porter	1	0	0	1			1	8
Blackwell	1	0	0	1			0	6
Fumaz/Maibala	1	1	0	0			0	6
Gildon	1	0	0	1			0	6
Hawkins	1	0	1	0			0	6
Poteat	1	0	0	1			0	6
Team	35	19	12	4	32/33	25/30	1	321
Opponents	24	9	13	2	24/24	29/34	0	255

Sacks: Gildon 13.5, Porter 10.5, A. Smith 4.0, Townsend 3.5, Alexander 1.5, Battles 1.0, Flowers 1.0, Holmes 1.0, von Oelhoffen 1.0, Vrabel 1.0. **Team 39.0, Opponents 43.0**

2-Pt. Conversions: Huntley, Team 1-2, Opponents 0-0

Rushing	No.	Yds	Avg	Lg	TD
Bettis	355	1341	3.8	30	8
Stewart	78	436	5.6	45	7
Huntley	46	215	4.7	30	3
Fumaz/Maibala	21	149	7.1	23	1
Ward	4	53	13.3	23	0
Kreider	2	24	12.0	22	0
Zercoe	6	14	2.3	11	0
Graham	8	7	0.9	7	0
Wiltman	3	5	1.7	2	0
Edwards	3	4	1.3	15	0
Miller	1	0	0.0	0	0
Team	527	2248	4.3	45	19
Opponents	425	1693	4.0	46	9

Receiving	No.	Yds.	Avg.	Lg	TD
Ward	48	672	14.0	77	4
Shaw	40	672	16.8	45	4
Bumess	22	273	12.4	39	0
Hawkins	19	238	12.5	33	1
Edwards	18	215	11.9	27	0
Bruener	17	192	11.3	30	3
Bettis	13	97	7.5	25	0
Fumaz/Maibala	11	107	9.7	25	0
Huntley	10	91	9.1	19	0
Kreider	5	42	8.4	14	0
Wiltman	5	33	6.6	11	0
Cushing	4	17	4.3	5	0
Geason	3	66	22.0	36	0
Blackwell	2	23	11.5	14	0
Team	217	2738	12.6	77	12
Opponents	280	3249	11.6	79	13

Interceptions	No.	Yds.	Avg.	Lg	TD
Washington	5	59	11.8	31	0
Scott	5	49	9.8	33	0
Alexander	3	31	10.3	15	0
Codie	1	14	14.0	14	0
Kirkland	1	1	1.0	1	0
Flowers	1	0	0.0	0	0
Porter	1	0	0.0	0	0
Team	17	154	9.1	33	0
Opponents	10	150	15.0	63	2

Punting	No.	Yds	Avg	Net	TB	In	Lg	B
Miller	90	3944	43.8	37.5	8	34	67	1
Team	91	3944	43.3	37.5	8	34	67	1
Opponents	84	3641	43.3	35.5	8	29	65	0

Punt Returns	Ret	FC	Yds	Avg	Lg	TD
Poteat	36	7	467	13.0	54	1
Hawkins	4	11	15	3.8	9	0
Shaw	2	1	17	8.5	10	0
Edwards	0	1	0	—	—	0
Team	42	20	499	11.9	54	1
Opponents	44	14	371	8.4	27	0

Kickoff Returns	No.	Yds	Avg	Lg	TD
Poteat	24	465	19.4	31	0
Edwards	15	298	19.9	37	0
Blackwell	10	281	28.1	98	1
Ward	7	186	26.6	57	0
Kreider	1	0	0.0	0	0
Tuman	1	-1	-1.0	-1	0
Shaw	0	-8	—	-8	0
Team	58	1221	21.1	98	1
Opponents	69	1496	21.7	62	0

Field Goals	1-19	20-29	30-39	40-49	50+
K. Brown	1/1	8/8	9/10	6/9	1/2
Team	1/1	8/8	9/10	6/9	1/2
Opponents	2/2	9/11	6/7	11/13	1/1

Brown:
(45N)(41G,31G)(32G,32G,50N)(19G)(43G,29G)(36G,28G)(44G,20G,31G,26G,33G)(24G)(38G,52G,40G)(40G,42N)(44G,28G)(32G,36N,44N)(28G)(32G,28G).
Opponents:
(23G,26G,33G)(23G,28G,19G)(24G,40G,40G)(19G,48G)(29B,40G)(42N)(51G,49G)(21G,24N,31G,29G)(26G,45G,38N,42G,42G)(36G,33G)(40G,42G,44N)(38G,40G,21G)(32G)(1)

Passing	Att	Cmp	Yds	Cmp%	TD	Int	Lg	Sack/Lost	Rating
Stewart	289	151	1860	52.2	11	8	45	30/150	73.6
Graham	148	66	878	44.6	1	1	77	13/70	63.4
Bettis	2	0	0	0.0	0	1	0	0/0	0.0
Team	439	217	2738	49.4	12	10	77	43/220	68.9
Opponents	521	280	3249	53.7	13	17	79	39/229	67.6



1999 Final Regular-Season Statistics (6-10)

Date	Result	Opponent	Attn.
9/12	W 43-0	at Cleveland	73,138
9/19	W 23-20	at Baltimore	68,965
9/26	L 29-10	Seattle	67,681
10/3	L 17-3	Jacksonville	57,308
10/10	L 24-21	at Buffalo	71,038
10/17	W 17-3	at Cincinnati	59,669
10/25	W 13-9	Atlanta	56,141
11/7	W 27-6	at San Francisco	68,657
11/14	L 16-15	Cleveland	58,213
11/21	L 16-10	at Tennessee	66,619
11/28	L 27-20	Cincinnati	50,907
12/2	L 20-6	at Jacksonville	68,806
12/12	L 31-24	Baltimore	46,715
12/18	L 35-19	at Kansas City	78,697
12/26	W 30-20	Carolina	39,428
1/2	L 47-56	Tennessee	48,025

Team Statistics	Pitt.	Opp.
Total First Downs	295	260
Rushing	111	92
Passing	159	142
Penalty	25	26
3rd Down: Made/Att	90/234	84/203
3rd Down Pct.	38.5	31.5
4th Down: Made/Att	7/24	8/16
4th Down Pct.	29.2	50.0
Possession Avg.	31:28	28:32
Total Net Yards	4874	4884
Avg. Per Game	304.6	305.3
Total Plays	1067	953
Avg. Per Play	4.6	5.1
Net Yards Rushing	1991	1958
Avg. Per Game	124.4	122.4
Total Rushes	495	451
Net Yards Passing	2883	2926
Avg. Per Game	180.2	182.9
Sacked/Yards Lost	37/235	39/241
Gross Yards	3118	3167
Att./Completions	535/301	463/245
Completion Pct.	56.3	52.9
Had Intercepted	18	14
Punts/Average	84/45.2	92/40.6
Net Punting Avg.	91/37.5	84/35.5
Penalties/Yards	119/945	101/813
Fumbles/Ball Lost	19/7	29/14
Touchdowns	35	36
Rushing	14	10
Passing	19	20
Returns	2	6

Score by Periods	Q1	Q2	Q3	Q4	OT	PTS
Team	102	72	60	83	0	317
Opponents	100	102	59	59	0	320

Scoring	TD	R	P	RI	Pat	FG	S	Pts.
Brown	0	0	0	0	30/31	25/29	0	105
Huntley	8	5	3	0			0	48
Ward	7	0	7	0			0	44
Bettis	7	7	0	0			0	44
Edwards	5	0	5	0			0	30
Shaw	3	0	3	0			0	18
Stewart	3	2	1	0			0	18
Davis	1	0	0	1			0	6
Porter	1	0	0	1			0	6
Team	35	14	19	2	30/31	25/29	0	317
Opponents	36	10	20	6	34/35	20/26	5	320

Sacks: Gildon 8.5, Emmons 6.0, Flowers 5.0, Royce 4.5, Oldham 3.0, Steed 3.0, Kirkland 2.0, Porter 2.0, Vrabel 2.0, L. Brown 1.0, Henry 1.0, Shields 1.0, **Team** 39.0, **Opponents** 37.0

2-Pt. Conversions: Ward, Team 1-4, Opponents 0-1

Rushing	No.	Yds	Avg	Lg	TD
Bettis	299	1091	3.6	35	7
Huntley	93	567	6.1	52	5
Stewart	56	258	4.6	21	2
Zereoue	18	48	2.7	8	0
Tomczak	16	19	1.2	17	0
Wilman	6	18	3.0	7	0
Fuamatu-Ma'afala	1	4	4.0	4	0
Ward	2	-2	-1.0	3	0
Gonzalez	2	-3	-1.5	-1	0
Miller	2	-9	-4.5	0	0
Team	495	1991	4.0	52	14
Opponents	451	1958	4.3	62	10

Receiving	No.	Yds.	Avg.	Lg	TD
Edwards	61	714	11.7	41	5
Ward	61	638	10.5	42	7
Hawkins	30	285	9.5	23	0
Shaw	28	387	13.8	49	3
Huntley	27	253	9.4	25	3
Bettis	21	110	5.2	17	0
Blackwell	20	186	9.3	26	0
Bruener	18	176	9.8	29	0
Wilman	12	106	8.8	38	0
Stewart	9	113	12.6	28	1
Lyons	8	81	10.1	26	0
Cline	4	45	11.3	30	0
Cushing	2	29	14.5	22	0
Johnson	2	23	11.5	18	0
Zereoue	2	17	8.5	14	0
Team	301	3118	10.4	49	19
Opponents	245	3167	12.9	88	20

Interceptions	No.	Yds.	Avg.	Lg	TD
Shields	4	75	18.8	25	0
Washington	4	1	0.3	1	0
Kirkland	1	23	23.0	25	0
Emmons	1	22	22.0	22	0
Scott	1	16	16.0	16	0
Oldham	1	9	9.0	9	0
Royce	1	2	2.0	2	0
Davis	1	1	1.0	1	0
Team	14	149	10.6	25	0
Opponents	18	304	16.9	58	3

Punting	No.	Yds	Avg	Net	TB	In	Lg	B
Miller	64	3795	45.2	38.1	10	27	75	0
Team	84	3795	45.2	38.1	10	27	75	0
Opponents	92	3737	40.6	34.3	10	32	78	0

Punt Returns	Ret	FC	Yds	Avg	Lg	TD
Edwards	25	4	234	9.4	48	0
Hawkins	11	6	49	4.5	14	0
Shaw	4	3	53	13.3	17	0
Blackwell	1	1	39	39.0	39	0
Ward	1	0	2	2.0	2	0
Team	42	14	377	9.0	48	0
Opponents	39	13	392	10.1	94	1

Kickoff Returns	No.	Yds	Avg	Lg	TD
Huntley	15	336	22.4	41	0
Blackwell	14	282	20.1	37	0
Edwards	13	234	18.0	44	0
Zereoue	7	169	24.1	35	0
Lyons	3	42	14.0	17	0
Cline LG	2	8	4.0	8	0
Cline TM	2	8	4.0	8	0
Fuamatu-Ma'afala	1	9	9.0	9	0
Vrabel	1	6	6.0	6	0
Ward	1	24	24.0	24	0
Team	57	1,110	19.5	44	0
Opponents	67	1,209	18.0	75	0

Field Goals	1-19	20-29	30-39	40-49	50+
Team	2/2	5/5	9/10	8/11	1/1
Opponents	2/2	8/9	4/6	5/8	1/1

K. Brown:
 (19G, 28G, 19G)(32G, 28G, 36G)(33G)(48G)(I)
 (43G) (51G, 25G) (28G, 38G, 51N)
 (41G, 32G, 47G)(44N, 24G) (35G, 33G)
 (40G, 38G) (31G, 46N) (42G, 49B, 47G) (46G) (I)
Opponents:
 (I)(45G, 28G)(45G, 51G, 41G, 28G, 30N, 38G)
 (27G, 41G) (29G, 36N) (37G, 41N)(47N)
 (19G, 20G, 49N)(39G)(I)(29G, 29G, 25N)
 (25G, 32G)(19G)(I)(42G)

Passing	Att	Cmp	Yds	Cmp%	TD	Int	Lg	Sack/Lost	Rating
Stewart	275	160	1464	58.2	6	10	42	22/131	64.9
Tomczak	258	139	1625	53.9	12	8	49	15/104	75.8
Bettis	1	1	21	100.0	1	0	21	0/0	158.3
Gonzalez	1	1	8	100.0	0	0	8	0/0	100.0
Team	535	301	3118	56.3	19	18	49	37/235	71.1
Opponents	463	245	3167	52.9	20	14	88	40/247	76.5



1998 Final Regular-Season Statistics (7-9)

Date	Result	Opponent	Attn.
9/6	W 20-13	at Baltimore	68,847
9/13	W 17-12	Chicago	59,084
9/20	L 21-0	at Miami	73,948
9/27	W 13-10	Seattle	58,413
10/11	L 25-20	at Cincinnati	59,979
10/18	W 16-6	Baltimore	58,620
10/26	W 20-13	at Kansas City	79,431
11/1	L 41-31	Tennessee	58,222
11/9	W 27-20	Green Bay	60,507
11/15	L 23-14	at Tennessee	41,104
11/22	W 30-15	Jacksonville	59,124
11/26	L 19-16 OT	at Detroit	78,139
12/6	L 23-9	New England	58,632
12/13	L 16-3	at Tampa Bay	65,335
12/20	L 25-24	Cincinnati	52,017
12/28	L 21-3	at Jacksonville	74,143

Team Statistics	Pitt.	Opp.
Total First Downs	268	266
Rushing	106	88
Passing	135	155
Penalty	27	23
3rd Down Made/Att.	87/224	89/236
3rd Down Pct.	38.8	37.7
4th Down Made/Att.	3/15	8/18
4th Down Pct.	20.0	44.4
Possession Avg.	30:20	29:40
Total Net Yards	4586	4963
Avg. Per Game	286.6	310.2
Total Plays	1014	1002
Avg. Per Play	4.5	5.0
Net Yards Rushing	2034	1642
Avg. Per Game	127.1	102.6
Total Rushes	490	479
Net Yards Passing	2552	3321
Avg. Per Game	159.5	207.6
Sacked/Yards Lost	35/229	41/238
Gross Yards	2781	3559
Att./Completions	489/274	482/268
Completion Pct.	56.0	55.6
Had Intercepted	20	16
Punts/Average	82/43.5	76/45.8
Net Punting Yards	82/36.8	76/38.9
Penalties/Yards	79/691	106/854
Fumbles/Ball Lost	18/12	28/13
Touchdowns	26	30
Rushing	8	8
Passing	13	17
Returns	5	5

Score by Periods	Q1	Q2	Q3	Q4	OT	PTS
Team	40	86	70	67	0	263
Opponents	24	112	63	101	3	303

Scoring	TD	R	P	Rt	Pat	FG	S	Pts.
N. Johnson	0	0	0	0	21/21	26/31	0	99
C. Johnson	7	0	7	0			0	46
Bettis	3	3	0	0			0	18
Fumata-Matoka	3	2	1	0			0	18
Bruener	2	0	2	0			0	12
Stewart	2	2	0	0			0	12
Washington	2	0	0	2			0	12
Blackwell	1	0	1	0			0	8
Coleman	1	0	1	0			0	6
Hawkins	1	0	1	0			0	6
Huntley	1	1	0	0			0	6
Lake	1	0	0	1			0	6
McAfee	1	0	0	1			0	6
Oldham	1	0	0	1			0	6
George	0	0	0	0	2/2	0/1	0	2
Team	26	8	13	5	23/23	26/32	0	263
Opponents	30	8	17	5	23/24	32/41	0	303

Sacks: Gildon 11.0, Henry 4.0, Emmons 3.5, Harrison 3.5, Royce 3.5, D. Jones 3.0, Kirkland 2.5, Vrabel 2.5, Gibson 2.0, Holmes 1.5, Flowers 1.0, Lake 1.0, Steed 1.0, Oldham 0.5, Perry 0.5. **Team 41.0, Opponents 35.0**

2-Pt. Conversions: C. Johnson 2, Blackwell, Team 3-3, Opponents 2-6

Rushing	No.	Yds	Avg	Lg	TD
Bettis	316	1185	3.8	42	3
Stewart	81	406	5.0	56	2
Huntley	55	242	4.4	48	1
McAfee	18	111	6.2	14	0
Hawkins	10	41	4.1	14	0
Fumata-Matoka	7	30	4.3	10	2
Ward	1	13	13.0	13	0
C. Johnson	1	4	4.0	4	0
Wilman	1	2	2.0	2	0
Team	490	2034	4.2	56	8
Opponents	479	1642	3.4	37	8

Receiving	No.	Yds.	Avg.	Lg	TD
Hawkins	66	751	11.4	53	1
C. Johnson	65	815	12.5	56	7
Blackwell	32	297	9.3	24	1
Bruener	19	157	8.3	20	2
Bettis	16	90	5.6	26	0
Ward	15	248	16.4	45	0
Wilman	13	74	5.7	15	0
Dunn	9	87	9.7	24	0
Fumata-Matoka	9	84	9.3	26	1
Lester	9	46	5.1	9	0
McAfee	9	27	3.0	11	0
Coleman	4	49	12.3	13	1
Lyons	3	19	6.3	11	0
Huntley	3	18	6.0	7	0
Stewart	1	17	17.0	17	0
Bishop	1	4	4.0	4	0
Team	274	2781	10.1	56	13
Opponents	268	3559	13.3	86	17

Interceptions	No.	Yds.	Avg.	Lg	TD
Washington	5	178	35.6	78	2
Lake	4	33	8.3	27	1
Perry	2	69	34.5	40	0
Holmes	1	36	36.0	36	0
Oldham	1	14	14.0	14	0
Emmons	1	2	2.0	2	0
Flowers	1	2	2.0	2	0
Kirkland	1	1	1.0	1	0
Team	16	335	20.9	78	3
Opponents	20	169	8.5	33	2

Punting	No.	Yds	Avg	Net	TB	In	Lg	B
Miller	81	3530	43.6	36.8	12	34	73	0
Stewart	1	35.0	35.0	35.0	0	1	35	0
Team	82	3565	43.5	36.8	12	35	73	0
Opponents	76	3482	45.8	38.9	13	22	71	1

Punt Returns	Ret	FC	Yds	Avg	Lg	TD
Hawkins	15	8	175	11.7	47	0
Coleman	10	3	53	5.3	12	0
Arnold	4	1	19	4.8	8	0
Blackwell	4	4	22	5.5	13	0
Team	33	16	269	8.2	47	0
Opponents	30	18	310	10.3	46	0

Kickoff Returns	No.	Yds	Avg	Lg	TD
Dunn	21	525	25.0	44	0
Blackwell	20	382	19.1	43	0
Huntley	8	119	19.8	26	0
Arnold	3	78	26.0	31	0
Lyons	2	-4	-2.0	6	0
Gibson	1	9	9.0	9	0
McAfee	1	10	10.0	25	0
Royce	1	0	0.0	0	0
Bruener	0	-7	-7.0	-7	0
Team	55	1112	20.2	44	0
Opponents	64	1212	18.9	53	0

Field Goals	1-19	20-29	30-39	40-49	50+
N. Johnson	0/0	10/10	5/5	11/14	0/2
George	0/0	0/0	0/1	0/0	0/0
Team	0/0	10/10	5/6	11/14	0/2
Opponents	1/1	9/9	9/10	12/17	1/4

N. Johnson:
(27G,49G)(49G)(47B)(33G,42N,25G)
(40G,40G)(41G,42G,40G)(34G,22G)(52N)(45G,21G)
(38G,29G,41G)(30G,38G,53N,25G)(49G,26G,43G)
(27G)(22G)(47N,24G)
George: (0/0)(0/0)(0/0)(36B)(0/0)(0/0)
Opponents:
(41G,42N,42N,45N,25G)(19G,36G)(1)
(47G,52N)(44G,48G)(41G,40G)(20G,28G)(43G,32G)
(51N,42G,37G)(46G,24G,22G)(45G,51G,43N,35G,
42G)(21G,29G,35G)(39G,37G,33B,21G)(33G,37G,
43G,53N,46N,21G)(1)

Passing	Att	Cmp	Yds	Cmp%	TD	Int	Lg	Sack/Lost	Rating
Stewart	458	252	2560	55.0	11	18	55	33/211	62.9
Tomczak	30	21	204	70.0	2	2	42	2/18	83.2
Ward	1	1	17	100.0	0	0	17	0/0	118.8
Team	489	274	2781	56.0	13	20	55	35/229	64.3
Opponents	482	268	3559	55.6	17	16	86	41/238	77.1



1997 Final Regular-Season Statistics (11-5)

Date	Result	Opponent	Attn.
8/31	L 37-7	Dallas	60,396
9/7	W 14-13	Washington	58,059
9/22	L 30-21	at Jacksonville	73,016
9/28	W 37-24	Tennessee	57,507
10/5	W 42-34	at Baltimore	64,421
10/12	W 24-22	Indianapolis	57,925
10/19	W 26-10	at Cincinnati	60,020
10/26	W 23-17/OT	Jacksonville	57,011
11/3	L 13-10	at Kansas City	78,301
11/9	W 37-0	Baltimore	56,669
11/16	W 20-3	Cincinnati	55,226
11/23	L 23-20	at Philadelphia	67,166
11/30	W 26-20/OT	at Arizona	66,341
12/7	W 35-24	Denver	59,739
12/13	W 24-21/OT	at New England	60,013
12/21	L 16-6	at Tennessee	50,677

Team Statistics	Pitt.	Opp.
Total First Downs	326	285
Rushing	154	82
Passing	157	177
Penalty	15	26
3rd Down: Made/Att	98/216	102/228
3rd Down Pct.	44.7	44.7
4th Down: Made/Att	11/18	7/13
4th Down Pct.	61.1	53.8
Possession Avg.	32:05	27:55
Total Net Yards	5542	4705
Avg. Per Game	346.4	294.1
Total Plays	1058	1005
Avg. Per Play	5.2	4.7
Net Yards Rushing	2479	1318
Avg. Per Game	154.9	82.4
Total Rushes	572	403
Net Yards Passing	3063	3387
Avg. Per Game	191.4	211.7
Sacked/Yards Lost	20/152	48/294
Gross Yards	3215	3681
Att./Completions	466/253	554/295
Completion Pct.	54.3	53.2
Had Intercepted	19	20
Punts/Average	64/42.6	66/42.5
Net Punting Avg.	64/35.0	66/37.9
Penalties/Yards	95/881	90/708
Fumbles/Ball Lost	25/14	26/14
Touchdowns	44	31
Rushing	19	5
Passing	22	24
Returns	3	2

Score by Periods	Q1	Q2	Q3	Q4	OT	PTS
Team	67	98	86	106	15	372
Opponents	69	106	65	67	0	307

Scoring	TD	R	P	Rt	Pat	FG	S	Pts.
N. Johnson	0	0	0	0	40/40	22/25	0	106
Stewart	11	11	0	0			0	66
Bettis	9	7	2	0			0	54
Thigpen	7	0	7	0			0	44
Bruener	6	0	6	0			0	36
Hawkins	3	0	3	0			0	18
Blackwell	2	0	1	1			0	12
C. Johnson	2	0	2	0			0	12
Jones	2	1	1	0			0	12
Gildon	1	0	0	1			0	6
Lake	1	0	0	1			0	6
Team	44	19	22	3	40/40	22/25	0	372
Opponents	31	5	24	2	28/28	29/35	1	307

Sacks: Lake 6.0, Gildon 5.0, Kirkland 5.0, Henry 4.5, Conley 4.0, Harrison 4.0, Holmes 4.0, Oldham 4.0, Lloyd 3.5, Bell 1.5, Vrabel 1.5, Fuller 1.0, Gibson 1.0, Perry 1.0, Royce 1.0, Steed 1.0. **Team 48.0, Opponents 20.0**

2-Pt. Conversions: Thigpen, Team 1-2, Opponents 2-3

Rushing	No.	Yds	Avg	Lg	TD
Bettis	375	1665	4.4	34	7
Stewart	88	476	5.4	74	11
Jones	72	235	3.3	32	1
McAfee	13	41	3.2	9	0
Hawkins	5	17	3.4	11	0
Blackwell	2	14	7.0	11	0
Tomczak	7	13	1.9	17	0
Wilman	5	11	2.2	4	0
Lester	2	9	4.5	6	0
Thigpen	1	3	3.0	3	0
Marsh	1	2	2.0	2	0
Miller	1	-7	-7.0	-7	0
Team	572	2479	4.3	74	19
Opponents	403	1318	3.3	47	5

Receiving	No.	Yds.	Avg.	Lg	TD
Thigpen	79	1388	17.7	69	7
Johnson	46	568	12.3	49	2
Hawkins	45	555	12.3	44	3
Bruener	18	117	6.5	18	6
Jones	16	96	6.0	25	1
Bettis	15	110	7.3	19	2
Blackwell	12	168	14.0	46	1
Leslie	10	51	5.1	14	0
Lyons	4	29	7.3	13	0
McAfee	2	44	22.0	30	0
Marsh	2	14	7.0	8	0
Adams	1	39	39.0	39	0
Sadowski	1	12	12.0	12	0
Wilkin	1	11	11.0	11	0
Wilman	1	3	3.0	3	0
Team	253	3215	12.7	69	22
Opponents	295	3681	12.5	55	24

Interceptions	No.	Yds.	Avg.	Lg	TD
Woolford	4	91	22.8	34	0
Perry	4	77	19.3	42	0
Lake	3	16	5.3	11	0
Oldham	2	16	8.0	8	0
Kirkland	2	14	7.0	11	0
Scott	2	-4	-2.0	0	0
Henry	1	36	36.0	36	0
Ball	1	10	10.0	7	0
Conley	1	-3	3.0	3	0
Team	20	253	12.7	42	0
Opponents	19	270	14.2	43	0

Punting	No.	Yds	Avg	Net	TB	In	Lg	B
Miller	64	2729	42.6	35.0	11	17	72	0
Team	64	2729	42.6	35.0	11	17	72	0
Opponents	66	2804	42.5	37.9	4	17	59	0

Punt Returns	Ret	FC	Yds	Avg	Lg	TD
Blackwell	23	6	149	6.5	15	0
Coleman	5	2	5	1.0	5	0
Hawkins	4	2	68	17.0	30	0
Team	32	10	222	6.9	30	0
Opponents	23	6	271	11.8	38	0

Kickoff Returns	No.	Yds	Avg	Lg	TD
Blackwell	32	791	24.7	97	1
Coleman	24	487	20.3	28	0
Adams	10	215	21.5	31	0
Vrabel	1	0	0.0	0	0
Wilman	1	10	10.0	10	0
Team	67	1493	22.3	97	1
Opponents	74	1556	21.0	97	1

Field Goals	1-19	20-29	30-39	40-49	50+
N. Johnson	1/1	6/6	8/8	6/8	1/2
Team	1/1	6/6	8/8	6/8	1/2
Opponents	1/1	13/14	11/12	3/6	1/2

N. Johnson: (1)(1)(40B)(46N,48G,25G,44G)(1)(23G)(43G,32G)(19G)(27G)(52G,22G,39G)(34G,25G)(46G,40G)(40G,39G)(51N)(36G,34G,31G)(23G,36G)
Opponents: (53G,24G,28G)(37G,28G)(29N,20G,45G,38N,27G)(43N,37G,47G,28G)(34G)(37G,27G,35G,42N)(33G)(20G)(35G,44G)(1)(25G)(23G,35G,25G)(32G,19G,46N)(35G,53N)(1)(34G,29G,26G)

Passing	Att	Cmp	Yds	Cmp%	TD	Int	Lg	Sack/Lost	Rating
Stewart	440	236	3020	53.6	21	17	69	20/152	75.2
Tomczak	24	16	185	66.7	1	2	28	0/0	68.9
Quinn	2	1	10	50.0	0	0	10	0/0	64.6
Team	466	253	3215	54.3	22	19	69	20/152	74.8
Opponents	554	295	3681	53.2	24	20	55	48/294	73.5

1996 Final Regular-Season Statistics (10-6)

Date	Result	Opponent	Attn.
9/1	L 24-9	at Jacksonville	70,210
9/8	W 31-17	Baltimore	57,241
9/16	W 24-6	Buffalo	59,002
9/29	W 30-16	Houston	58,608
10/7	W 17-7	at Kansas City	79,189
10/13	W 20-10	Cincinnati	58,875
10/20	L 23-13	at Houston	50,337
10/27	W 20-17	at Atlanta	58,760
11/3	W 42-6	St. Louis	58,148
11/10	L 34-24	at Cincinnati	57,265
11/17	W 28-3	Jacksonville	58,879
11/25	W 24-17	at Miami	73,489
12/1	L 31-17	at Baltimore	51,822
12/8	W 16-3	San Diego	56,368
12/15	L 25-15	San Francisco	59,823
12/22	L 18-14	at Carolina	72,217

Team Statistics	Pitt.	Opp.
Total First Downs	296	286
Rushing	138	80
Passing	146	174
Penalty	12	32
3rd Down: Made/Att	84/208	77/213
3rd Down Pct.	40.4	36.2
4th Down: Made/Att	4/10	4/11
4th Down Pct.	40.0	36.4
Possession Avg.	30:08	29:52
Total Net Yards	5140	4362
Avg. Per Game	321.3	272.6
Total Plays	1002	1009
Avg. Per Play	5.1	4.3
Net Yards Rushing	2299	1415
Avg. Per Game	143.7	88.4
Total Rushes	525	411
Net Yards Passing	2841	2947
Avg. Per Game	177.6	184.2
Sacked/Yards Lost	21/149	51/369
Gross Yards	2990	3316
Att./Completions	455/246	547/322
Completion Pct.	53.9	58.9
Had Intercepted	19	23
Punts/Average	72/40.7	86/43.8
Net Punting Avg.	72/33.7	86/38.1
Penalties/Yards	84/665	97/746
Fumbles/Ball Lost	27/14	28/17
Touchdowns	39	27
Rushing	18	7
Passing	15	17
Returns	6	3

Score by Periods	Q1	Q2	Q3	Q4	OT	PTS
Team	84	115	92	53	0	344
Opponents	67	85	42	63	0	257

Scoring	TD	R	P	RI	Pat	FG	S	Pts.
N. Johnson	0	0	0	0	37/37	23/30	0	106
Bettis	11	1	0	0	0	0	66	
Stewart	8	5	3	0	0	0	48	
Hastings	6	0	6	0	0	0	36	
C. Johnson	3	0	3	0	0	0	20	
Lake	2	0	0	2	0	0	12	
Pegram	2	1	0	1	0	0	12	
Thigpen	1	0	0	1	0	0	12	
Woodson	2	0	0	2	0	0	12	
Lester	1	1	0	0	0	0	6	
Mills	1	0	1	0	0	0	6	
Perry	1	0	0	1	0	0	6	
Bruener	0	0	0	0	0	0	2	
Team	39	18	15	6	37/37	23/30	0	344
Opponents	27	7	17	3	26/26	21/26	3	257

Sacks: Brown 13.0, Gildon 7.0, Kirkland 4.0, Buckner 3.0, Gibson 2.5, Emmons 2.5, Lake 2.0, Bell 2.0, Ravetto 2.0, Oldham 2.0, Henry 1.5, Perry 1.0, Williams 1.0, Woodson 1.0, Johnson 1.0, Jones 1.0, Holmes 1.0, Lloyd 1.0, Raybon 1.0, Olsavsky 0.5, TM 1.0, **Team 51.0**, **Opponents 21.0**

2-PT. Conversions: C. Johnson, Bruener, **Team 2-2**, **Opponents 0-1**

Rushing	No.	Yds	Avg	Lg	TD
Bettis	320	1431	4.5	50t	11
Pegram	97	509	5.2	27	1
Stewart	39	171	4.4	80t	5
Hastings	4	71	17.8	37	0
Wilman	17	69	4.1	15	0
Mills	2	24	12.0	15	0
Lester	8	20	2.5	51	1
McAfee	7	17	2.4	5	0
Richardson	5	17	3.4	8	0
Arnold	1	-3	-3.0	-3	0
Miller	2	-4	-2.0	0	0
Tomczak	22	-7	-0.3	6	0
Edge	1	-16	-16.0	-16	0
Team	525	2299	4.4	80t	16
Opponents	411	1415	3.4	33t	7

Receiving	No.	Yds.	Avg.	Lg	TD
Hastings	72	739	10.3	38	6
C. Johnson	60	1008	16.8	70t	3
Bettis	22	122	5.5	16	0
Stewart	17	293	17.2	48	3
Pegram	17	112	6.6	14	0
Thigpen	12	244	20.3	39	2
Bruener	12	141	11.8	36	0
Mills	7	92	13.1	22	1
Lester	7	70	10.0	19	0
Arnold	6	76	12.7	26	0
McAfee	5	21	4.2	9	0
Botkin	4	36	9.0	17	0
Wilman	2	15	7.5	11	0
Hayes	2	14	7.0	7	0
Holliday	1	7	7.0	7	0
Team	246	2990	12.2	70t	15
Opponents	322	3316	10.3	53	17

Interceptions	No.	Yds.	Avg.	Lg	TD
Woodson	6	121	20.2	43t	1
Perry	5	115	23.0	28	1
Kirkland	4	12	3.0	6	0
Brown	2	20	10.0	16	0
Figures	2	13	6.5	13	0
Lake	1	47	47.0	47t	1
Cisavsky	1	5	5.0	5	0
Williams	1	1	1.0	1	0
Fuller	1	0	0.0	0	0
Team	23	334	14.5	47t	3
Opponents	19	234	12.3	61t	2

Punting	No.	Yds	Avg	Net	TB	In	Lg	B
Miller	55	2256	41.0	33.6	8	18	61	0
Edge	17	675	39.7	34.1	3	7	48	0
Team	72	2931	40.7	33.7	11	25	61	0
Opponents	86	3771	43.8	38.1	12	25	64	0

Punt Returns	Ret.	FC	Yds	Avg	Lg	TD
Hastings	37	12	242	6.5	33	0
Arnold	2	0	6	3.0	5	0
Jones	1	0	3	3.0	3	0
Team	40	12	250	6.3	33	0
Opponents	32	15	284	8.9	46	0

Kickoff Returns	No.	Yds	Avg	Lg	TD
Arnold	19	425	22.4	30	0
Pegram	17	419	24.6	91t	1
Mills	8	146	18.3	27	0
Johnson	8	111	18.5	31	0
Hastings	1	42	42.0	42	0
Perry	1	8	8.0	8	0
Wilman	1	20	20.0	20	0
Team	53	1171	22.1	91t	1
Opponents	69	1509	21.9	90t	1

Field Goals	1-19	20-29	30-39	40-49	50+
N. Johnson	0/0	10/12	8/10	5/7	0/1
Team	0/0	10/12	8/10	5/7	0/1
Opponents	1/1	7/7	6/7	6/9	1/2

Johnson:
(48G,29G,23G)(35G)(30G,37B,24B)(33G,36G,36G)
(21G,32G,28B,43G)(33G,22G)(26G,38N,29G)(27G,20G)
(1)(46G,42N)(51N)(47G,47N)(22G)(49G,39G,21G)
Opponents:
(52G)(29G)(31G,45G)(47N)(43N)(19G)(22G,32G,48G)
(41G)(25G,27G)(32G,34G)(40G)(56N,41G,48N)
(40G)(25G)(39N,22G)(35G,30G,29G)

Passing	Att	Cmp	Yds	Cmp%	TD	Int	Lg	Sack/Lost	Rating
Tomczak	401	222	2787	55.4	15	17	70t	16/106	71.8
Stewart	30	11	100	36.7	0	2	15	3/37	18.8
Miller	25	13	123	52.0	0	0	17	2/7	65.9
Team	456	246	2990	53.9	15	19	70t	21/149	68.0
Opponents	547	322	3316	58.9	17	23	53	51/369	69.2





1995 Final Regular-Season Statistics (11-5)

Date	Result	Opponent	Attn.
9/3	W 23-20	Detroit	58,002
9/10	W 34-17	at Houston	44,122
9/18	L 23-10	at Miami	72,874
9/24	L 44-24	Minnesota	57,853
10/1	W 31-16	San Diego	57,012
10/8	L 20-16	at Jacksonville	72,042
10/19	L 27-9	Cincinnati	56,684
10/29	W 24-7	Jacksonville	54,516
11/5	W 37-34	at Chicago	61,838
11/13	W 20-3	Cleveland	58,675
11/19	W 49-31	at Cincinnati	54,636
11/26	W 20-17	at Cleveland	67,269
12/2	W 21-7	Houston	56,013
12/10	W 29-10	at Oakland	53,516
12/16	W 41-27	New England	57,158
12/24	L 24-19	at Green Bay	60,649

Team Statistics	Pitt.	Opp.
Total First Downs	344	272
Rushing	117	67
Passing	193	181
Penalty	34	24
3rd Down: Made/Att	97/230	68/202
3rd Down Pct.	42.2	33.7
4th Down: Made/Att	11/20	8/13
4th Down Pct.	55.0	61.5
Possession Avg.	32:36	27:24
Total Net Yards	5769	4561
Avg. Per Game	360.6	285.1
Total Plays	1110	943
Avg. Per Play	5.2	4.8
Net Yards Rushing	1852	1321
Avg. Per Game	115.8	82.6
Total Rushes	494	370
Net Yards Passing	3917	3240
Avg. Per Game	244.8	202.5
Sacked/Yards Lost	24/176	42/272
Gross Yards	4093	3512
Att./Completions	592/348	531/314
Completion Pct.	58.8	59.1
Had Intercepted	21	22
Punts/Average	59/40.1	85/43.3
Net Punting Avg.	59/33.3	85/36.3
Penalties/Yards	109/839	101/931
Fumbles/Ball Lost	24/13	30/12
Touchdowns	44	37
Rushing	17	9
Passing	21	24
Returns	6	4

Score by Periods	Q1	Q2	Q3	Q4	OT	PTS
Team	72	137	60	135	3	407
Opponents	33	124	109	61	0	327

Scoring	TD	R	P	Rt	Pat	FG	S	Pts.
N. Johnson	0	0	0	0	39/39	34/41	0	141
Morris	9	9	0	0			0	54
Mills	8	0	8	0			0	48
Pegram	6	5	1	0			0	38
Thigpen	5	0	5	0			0	30
Bruener	3	0	3	0			0	18
Hastings	2	0	1	1			0	12
Stewart	2	1	1	0			0	12
Avery	1	0	1	0			0	6
Buckner	1	0	0	1			0	6
Lake	1	0	0	1			0	6
Lester	1	1	0	0			0	6
Mays	1	0	0	1			0	6
McAfee	1	1	0	0			0	6
Oldham	1	0	0	1			0	6
J. Williams	1	0	1	0			0	6
W. Williams	1	0	0	1			0	6
Team	44	17	21	6	39/39	34/41	0	407
Opponents	37	9	24	4	34/34	23/25	0	327

Sacks: Greene 9.0, Seals 8.5, Lloyd 6.5,
Brown 5.5, Buckner 3.0, Gildon 3.0, Henry 2.0,
Lake 1.5, Kirkland 1.0, Olsavsky 1.0, Steed 1.0,
Team 42.0, Opponents 24.0

2-Pl. Conversions: Thigpen, Team 1-5,
Opponents 1-3

Rushing	No.	Yds	Avg	Lg	TD
Pegram	213	813	3.8	38	5
Morris	148	559	3.8	30	9
McAfee	39	156	4.0	22	1
J. Williams	29	110	3.8	31	0
Stewart	15	86	5.7	22	1
O'Donnell	24	45	1.9	14	0
Mills	5	39	7.8	20	0
Tomczak	11	25	2.3	11	0
Hastings	1	14	14.0	14	0
Lester	5	9	1.8	3	1
Avery	1	3	3.0	3	0
Miller	1	2	2.0	2	0
Thigpen	1	1	1.0	1	0
C. Johnson	1	-10	-10.0	-10	0
Team	494	1852	3.7	38	17
Opponents	370	1321	3.6	58	9

Receiving	No.	Yds	Avg	Lg	TD
Thigpen	85	1307	15.4	43	5
Hastings	48	502	10.5	36	1
Mills	39	679	17.4	62	8
C. Johnson	38	432	11.4	33	0
Bruener	26	238	9.2	29	3
Pegram	26	206	7.9	22	1
J. Williams	24	127	5.3	20	1
McAfee	15	88	5.9	18	0
Stewart	14	235	16.8	71	1
Hayes	11	113	10.3	32	0
Avery	11	82	7.5	18	1
Morris	8	36	4.5	13	0
Barnes	3	48	16.0	25	0
Team	348	4093	11.8	71	21
Opponents	314	3512	11.2	76	24

Interceptions	No.	Yds	Avg	Lg	TD
W. Williams	7	122	17.4	63	1
Perry	4	71	17.8	26	0
Lloyd	3	85	28.3	52	0
Mays	2	35	17.5	32	1
Bell	2	4	2.0	4	0
Lake	1	32	32.0	32	1
Oldham	1	12	12.0	12	0
Greene	1	0	0.0	0	0
Seals	1	0	0.0	0	0
Team	22	361	16.4	63	3
Opponents	21	185	8.8	60	3

Punting	No.	Yds	Avg	Net	TB	In	Lg	B
Stark	59	2368	40.1	33.3	11	20	64	0
Team	59	2368	40.1	33.3	11	20	64	0
Opponents	85	3682	43.3	36.3	6	19	66	0

Punt Returns	Ret	FC	Yds	Avg	Lg	TD
Hastings	48	8	474	9.9	72	1
Team	48	8	474	9.9	72	1
Opponents	22	9	186	8.5	16	0

Kickoff Returns	No.	Yds	Avg	Lg	TD
Mills	54	1306	24.2	57	0
McAfee	5	56	11.2	25	0
Pegram	4	85	21.3	28	0
Bruener	2	19	9.5	10	0
Johnson	2	47	23.5	40	0
Gibson	1	10	10.0	10	0
T. Greene	1	7	7.0	7	0
Team	69	1530	22.2	57	0
Opponents	88	1544	17.5	62	0

Field Goals	1-19	20-29	30-39	40-49	50+
N. Johnson	1/1	10/10	14/16	8/13	1/1
Team	1/1	10/10	14/16	8/13	1/1
Opponents	0/0	8/8	7/7	7/8	1/2

N. Johnson:
(39G, 45N, 47G, 31G)(42G, 40G)(40G)(45N, 47N, 32G, 35G)
(25G)(41G, 19G, 22G)(39N, 36N, 25G, 28G, 38G)(36G)
(40G, 46G, 24G)(48N, 38N, 34G)(50G, 26G)(33G, 27G)
(41G, 35G, 32G, 20G, 22G)(43N, 32G, 32G)(33G, 25G)
Opponents:
(43G, 36G)(43G)(37G, 39G, 52N, 21G)(33G, 43G, 40G)
(28G)(53G, 32G)(31G, 23G)(40G, 27G, 44N)(29G)
(27G)(44G)(39G)(23G, 22G)(47G)

Passing	Att	Cmp	Yds	Cmp%	TD	Int	Lg	Sack/Lost	Rating
O'Donnell	416	246	2970	59.1	17	7	71	15/126	87.7
Tomczak	113	65	666	57.5	1	9	29	6/42	44.3
Miller	56	32	397	57.1	2	5	42	2/8	53.9
Stewart	7	5	60	71.4	1	0	32	0/0	136.9
Team	592	348	4093	58.8	21	21	71	24/176	76.9
Opponents	531	314	3512	59.1	24	22	76	42/272	76.7



1994 Final Regular-Season Statistics (12-4)

Date	Result	Opponent	Attn.
9/04	L 26-9	Dallas	55,049
9/11	W 17-10	at Cleveland	73,018
9/18	W 31-21	Indianapolis	51,769
9/25	L 30-13	at Seattle	64,351
10/3	W 30-14	Houston	78,441
10/16	W 14-10	Cincinnati	54,328
10/23	W 10-6	at N.Y. Giants	57,659
10/30	L 20-17 OT	at Arizona	69,405
11/6	W 12-9 OT	at Houston	68,498
11/14	W 23-10	Buffalo	56,702
11/20	W 16-13 OT	Miami	50,925
11/27	W 21-3	at L.A. Raiders	63,925
12/4	W 38-15	at Cincinnati	55,811
12/11	W 14-3	Philadelphia	78,164
12/18	W 17-7	Cleveland	58,183
12/24	L 37-34	at San Diego	50,809

Team Statistics	Pitt.	Opp.
Total First Downs	307	262
Rushing	138	76
Passing	148	156
Penalty	21	30
3rd Down: Made/Att	89/228	72/225
3rd Down Pct.	39.0	32.0
4th Down: Made/Att	4/10	11/19
4th Down Pct.	40.0	57.9
Possession Avg.	31:58	28:02
Total Net Yards	5144	4326
Avg. Per Game	321.5	270.4
Total Plays	1048	1008
Avg. Per Play	4.9	4.3
Net Yards Rushing	2180	1452
Avg. Per Game	136.3	90.8
Total Rushes	546	421
Net Yards Passing	2964	2874
Avg. Per Game	185.3	179.6
Sacked/Yards Lost	39/283	55/382
Gross Yards	3247	3256
Att./Completions	463/266	532/280
Completion Pct.	57.5	52.6
Had Intercepted	9	17
Punts/Average	97/39.7	97/42.2
Net Punting Avg.	97/35.7	97/37.0
Penalties/Yards	119/974	91/763
Fumbles/Ball Lost	18/8	31/14
Touchdowns	35	23
Rushing	15	7
Passing	17	12
Returns	3	4

Score by Periods	Q1	Q2	Q3	Q4	OT	Pts
Team	64	106	20	120	6	316
Opponents	50	86	31	64	3	234

Scoring	TD	R	P	Rt	Pat	FG	S	Pts.
Anderson	0	0	0	0	32/32	24/29	0	104
Moms	7	7	0	0			0	42
Foster	5	5	0	0			0	30
Green	4	0	4	0			0	24
Thigpen	4	0	4	0			0	24
Johnson	3	0	3	0			0	18
J. Williams	3	1	2	0			0	18
Hastings	2	0	2	0			0	12
McAfee LG	2	2	0	0			0	12
McAfee TM	1	1	0	0			0	6
Woodson	2	0	0	2			0	12
Hayes	1	0	1	0			0	6
Mills	1	0	1	0			0	6
O'Donnell	1	1	0	0			0	6
G. Williams	1	0	0	1			0	6
Stone	0	0	0	0			0	2
Team	35	15	17	3	32/32	24/29	0	316
Opponents	23	7	12	4	22/22	24/29	0	234

Sacks: Greene 14.0, Lloyd 10.0, Brown 8.5, Seals 7.0, Kirkland 3.0, Woodson 3.0, Buckner 2.0, Gildon 2.0, Steed 2.0, Williams 1.5, Figures 1.0, Lake 1.0, **Team 55.0, Opponents 39.0**

2-Pt. Conversions: Stone, Team 1-3, Opponents 1-1

Rushing	No.	Yds	Avg	Lg	TD
Foster	216	851	3.9	29t	5
Moms	198	836	4.2	20	7
J. Williams	68	317	4.7	23	1
O'Donnell	31	80	2.6	18	1
McAfee LG	18	51	2.8	13	2
McAfee TM	16	56	3.50	13	1
Tomczak	4	22	5.5	13	0
Mills	3	18	6.0	17	0
Stone	2	7	3.5	4	0
Avery	2	4	2.0	5	0
Anderson	1	3	3.0	3	0
Johnson	4	-1	-2	7	0
Royals	1	-13	-13.0	-13	0
Team	546	2180	4.0	29t	15
Opponents	421	1452	3.4	46	7

Receiving	No.	Yds.	Avg.	Lg	TD
J. Williams	51	378	7.4	23	2
Green	46	618	13.4	48	4
Johnson	38	577	15.2	84t	3
Thigpen	36	546	15.2	60t	4
Moms	22	204	9.3	49	0
Hastings	20	281	14.1	46	2
Foster	20	124	6.2	27	0
Mills	19	384	20.2	43	1
Stone	7	81	11.6	25	0
Hayes	5	50	10.0	17	1
McAfee LG	1	4	4.0	4	0
Avery	1	2	2.0	2	0
Keith	1	2	2.0	2	0
Team	266	3247	12.2	84t	17
Opponents	280	3249	11.6	76t	12

Interceptions	No.	Yds.	Avg.	Lg	TD
Perry	7	112	16.0	42	0
Woodson	4	109	27.3	37t	2
Kirkland	2	0	0.0	0	0
Brown	1	9	9.0	9	0
Lloyd	1	8	8.0	8	0
Lake	1	2	2.0	2	0
G. Jories	1	0	0.0	0	0
Team	17	240	14.1	42	2
Opponents	9	106	11.8	35t	1

Punting	No.	Yds	Avg	Net	TB	In	Lg	B
Royals	97	3849	39.7	35.7	6	35	64	0
Team	97	3849	39.7	35.7	6	35	64	0
Opponents	97	4096	42.2	37.0	4	31	59	0

Punt Returns	Ret	FC	Yds	Avg	Lg	TD
Woodson	39	9	319	8.2	42	0
Johnson	15	7	90	6.0	15	0
Hastings	2	0	15	7.5	12	0
Team	56	16	424	7.6	42	0
Opponents	39	23	263	6.7	19	0

Kickoff Returns	No.	Yds	Avg	Lg	TD
Johnson	16	345	21.6	71	0
Woodson	15	365	24.3	54	0
Stone	11	182	16.5	31	0
McAfee LG	7	113	16.1	29	0
Thigpen	5	121	24.2	31	0
Moms	4	114	28.5	45	0
Mills	2	6	3.0	6	0
Zgonina	2	8	4.0	8	0
Team	55	1141	20.7	71	0
Opponents	68	1530	22.5	95t	2

Field Goals	1-19	20-29	30-39	40-49	50+
Anderson	1/1	7/8	8/9	7/9	1/2
Team	1/1	7/8	8/9	7/9	1/2
Opponents	1/1	4/5	10/13	7/8	2/2

Anderson:
 (41G)(46N,25G)(46G)(31G,38G)(42G,25G,22G)
 (1)(29G)(23G)(50G,39G,37G,40G)(39G,39G,30G)
 (19G,48G,39G)(49N,54N,27N)(41G)(49G,32N)
 (28G,28G)
Opponents: (40G,31G,21G,32G)(23G,32N)(1)
 (31G,40G,31G)(48N)(47G)(19G,49G)(20G,26N,51G)
 (32G,49G,38G)(52G,32B)(34G,36N,48G)(32G)
 (1)(21G)(1)(37G,40G,32G)

Passing	Att	Cmp	Yds	Cmp%	TD	Int	Lg	Sack/Lost	Rating
O'Donnell	370	212	2443	57.3	13	9	60t	35/250	78.9
Tomczak	93	54	804	58.1	4	0	84t	4/33	100.8
Team	463	266	3247	57.5	17	9	84t	39/283	83.3
Opponents	532	280	3256	52.6	12	17	76t	55/382	65.6





1993 Final Regular-Season Statistics (9-7)

Date	Result	Opponent	Attn.
9/5	L 24-13	San Francisco	57,502
9/12	L 27-0	at L.A. Rams	50,588
9/19	W 34-7	Cincinnati	53,682
9/27	W 45-17	at Atlanta	65,477
10/10	W 16-3	San Diego	55,264
10/17	W 37-14	New Orleans	56,056
10/24	L 28-23	at Cleveland	78,118
11/7	W 24-16	at Cincinnati	51,202
11/15	W 23-0	Buffalo	60,265
11/21	L 37-13	at Denver	74,840
11/28	L 23-3	at Houston	61,238
12/5	W 17-14	New England	51,356
12/13	W 21-20	at Miami	70,232
12/19	L 26-17	Houston	57,592
12/26	L 16-6	at Seattle	51,814
1/2	W 16-9	Cleveland	49,208

Team Statistics	Pitt.	Opp.
Total First Downs	307	267
Rushing	116	74
Passing	180	163
Penalty	11	30
3rd Down: Made/Att	92/235	68/201
3rd Down Pct.	39.1	33.8
Total Net Yards	5235	4531
Avg. Per Game	327.2	283.2
Total Plays	1079	962
Avg. Per Play	4.9	4.7
Net Yards Rushing	2003	1368
Avg. Per Game	125.2	85.5
Total Rushes	491	399
Net Yards Passing	3232	3163
Avg. Per Game	202.2	197.7
Sacked/Yards Lost	48/374	42/277
Gross Yards	3606	3440
Att./Completions	540/299	521/277
Completion Pct.	55.4	53.2
Had. Intercepted	12	24
Punts/Average	89/42.5	82/43.9
Net Punting Avg.	89/34.2	82/38.1
Penalties/Yards	100/861	77/652
Fumbles/Ball Lost	28/15	37/14
Touchdowns	32	30
Rushing	13	6
Passing	16	16
Returns	3	8

Score by Periods	Q1	Q2	Q3	Q4	OT	PTS
Team	38	110	79	81	0	308
Opponents	75	102	40	64	0	281

Scoring	TD	R	P	Rt	Pat	FG	S	Pts.
Anderson	0	0	0	0	32/32	28/30	0	116
Foster	9	8	1	0			0	54
Green	5	0	5	0			0	30
Hoge	5	1	4	0			0	30
Stone	3	1	2	0			0	18
Thigpen	3	0	3	0			0	18
Thompson	3	3	0	0			0	18
Davidson	1	0	0	1			0	6
Kirkland	1	0	0	1			0	6
Mills	1	0	1	0			0	6
Woodson	1	0	0	1			0	6
Team	32	13	16	3	32/32	28/30	0	308
Opponents	30	6	16	8	29/30	24/29	0	281

Sacks: Greene 12.5, Evans 6.5, Lloyd 6.0, Lake 5.0, Brown 3.0, Davidson 2.5, Woodson 2.0, Steed 1.5, Kirkland 1.0, G. Williams 1.0, Henry 1.0, Team 42.0, Opponents 48.0

Rushing	No.	Yds	Avg	Lg	TD
Thompson	205	763	3.7	36	3
Foster	177	711	4.0	38	8
Hoge	51	249	4.9	30	1
Stone	12	121	10.1	38	1
O'Donnell	26	111	4.3	27	0
Worley	10	33	3.3	8	0
Mills	3	12	4.0	19	0
Cuthbert	1	7	7.0	7	0
Woodson	1	0	0.0	0	0
Tomczak	5	-4	-0.8	2	0
Team	491	2003	4.1	38	13
Opponents	399	1368	3.4	37	6

Receiving	No.	Yds.	Avg.	Lg	TD
Green	63	942	15.0	71	5
Stone	41	587	14.3	44	2
Graham	38	579	15.2	51	0
Thompson	38	259	6.8	28	0
Hoge	33	247	7.5	18	4
Mills	29	386	13.3	30	1
Foster	27	217	8.0	21	1
Thigpen	9	154	17.1	39	3
Cooper	9	112	12.4	38	0
Davenport	4	51	12.8	19	0
Hastings	3	44	14.7	18	0
Worley	3	13	4.3	9	0
Jordan	1	12	12.0	12	0
Cuthbert	1	3	3.0	3	0
Team	299	3606	12.1	71	16
Opponents	277	3440	12.4	66	16

Interceptions	No.	Yds.	Avg.	Lg	TD
Woodson	8	138	17.3	63	1
Perry	4	61	15.3	30	0
Lake	4	31	7.8	26	0
Johnson	3	51	17.0	26	0
Figures	1	78	78.0	78	0
Henry	1	10	10.0	10	0
Davidson	1	6	6.0	6	0
Team	24	386	16.1	78	1
Opponents	12	216	18.0	97	2

Punting	No.	Yds	Avg	Net	TB	In	Lg	B
Royals	89	3781	42.5	34.2	3	28	61	0
Team	89	3781	42.5	34.2	3	28	61	0
Opponents	82	3600	43.9	38.1	6	23	58	0

Punt Returns	Ret	FC	Yds	Avg	Lg	TD
Woodson	41	11	338	8.2	39	0
Figures	5	2	15	3.0	6	0
Team	46	13	353	7.7	39	0
Opponents	50	16	678	13.6	97	3

Kickoff Returns	No.	Yds	Avg	Lg	TD
Woodson	15	294	19.6	44	0
Hastings	12	177	14.8	22	0
Stone	11	168	15.3	30	0
Thompson	4	77	19.3	27	0
Worley	4	85	21.3	26	0
Hoge	3	33	11.0	15	0
Cooper	1	2	2.0	2	0
Thigpen	1	23	23.0	23	0
Williams	1	19	19.0	19	0
Team	52	878	16.9	44	0
Opponents	54	1165	21.6	97	1

Field Goals	1-19	20-29	30-39	40-49	50+
Anderson	1/1	8/9	14/14	5/6	0/0
Team	1/1	8/9	14/14	5/6	0/0
Opponents	0/0	7/7	9/10	6/9	2/3

Passing	Att	Cmp	Yds	Cmp%	TD	Int	Lg	Sack/Lost	Rating
O'Donnell	486	270	3208	55.6	14	7	71	41/331	79.5
Tomczak	54	29	398	53.7	2	5	39	7/43	51.3
Team	540	299	3606	55.4	16	12	71	48/374	76.7
Opponents	521	277	3440	53.2	16	24	66	42/277	64.9



1992 Final Regular-Season Statistics (11-5)

Date	Result	Opponent	Attn.
9/6	W 29-24	at Houston	63,713
9/13	W 27-10	N.Y. Jets	56,050
9/20	W 23-6	at San Diego	46,127
9/27	L 17-3	at Green Bay	58,724
10/11	L 17-9	at Cleveland	78,080
10/19	W 20-0	Cincinnati	55,411
10/25	W 27-3	at Kansas City	76,175
11/1	W 21-20	Houston	58,074
11/8	L 28-20	at Buffalo	80,924
11/15	W 17-14	Detroit	52,242
11/22	W 30-14	Indianapolis	51,101
11/29	W 21-9	at Cincinnati	54,253
12/6	W 20-14	Seattle	47,015
12/13	L 30-6	at Chicago	52,904
12/20	L 6-3	Minnesota	53,613
12/27	W 23-13	Cleveland	53,776

Team Statistics	Pitt.	Opp.
Total First Downs	284	266
Rushing	119	99
Passing	143	146
Penalty	22	21
3rd Down: Made/Att	73/211	65/195
3rd Down Pct.	34.6	33.3
Total Net Yards	4906	4658
Avg. Per Game	306.6	291.1
Total Plays	989	949
Avg. Per Play	5.0	4.9
Net Yards Rushing	2156	1641
Avg. Per Game	134.8	115.1
Total Rushes	518	425
Net Yards Passing	2750	2817
Avg. Per Game	171.9	176.1
Sacked/Yards Lost	36/248	40/296
Gross Yards	3046	3065
Att./Completions	431/249	478/252
Completion Pct.	57.8	52.7
Had Intercepted	14	22
Punts/Average	74/42.1	74/42.0
Net Punting Avg.	74/35.6	84/34.4
Penalties/Yards	106/941	104/814
Fumbles/Ball Lost	28/18	34/21
Touchdowns	31	24
Rushing	13	6
Passing	15	15
Returns	3	3

Score by Periods	Q1	Q2	Q3	Q4	OT	PTS
Team	58	90	51	100	0	299
Opponents	33	86	56	50	0	225

Scoring	TD	R	P	Rt	Pat	FG	S	Pts.
Anderson	0	0	0	0	29/31	28/36	0	113
Foster	11	11	0	0			0	66
Cooper	3	0	3	0			0	18
Mills	3	0	3	0			0	18
Stone	3	0	3	0			0	18
Green	2	0	2	0			0	12
Jordan	2	0	2	0			0	12
Davenport	1	0	0	1			0	6
Graham	1	0	1	0			0	6
Griffin	1	0	0	1			0	6
Hoge	1	0	1	0			0	6
O'Donnell	1	1	0	0			0	6
Thompson	1	1	0	0			0	6
Woodson	0	0	0	1			0	6
Team	31	13	15	3	29/31	28/36	0	299
Opponents	24	6	15	3	24/24	19/28	0	225

Sacks: Lloyd 6.5, Woodson 6.0, Williams 4.5, Evans 3.0, Little 3.0, Williams 3.0, Nickerson 2.0, Lake 2.0, Jonas 2.0, Davidson 2.0, Howe 2.0
Team 40.0, Opponents 36.0

Rushing	No.	Yds	Avg	Lg	TD
Foster	390	1690	4.3	69	11
Thompson	35	157	4.5	25	1
Hoge	41	150	3.7	15	0
Stone	12	118	9.8	30	0
Mills	1	20	20.0	20	0
Briester	10	16	1.6	6	0
O'Donnell	27	5	0.2	9	1
Williams	2	0	0.0	2	0
Team	518	2156	4.2	69	13
Opponents	435	1641	4.2	44	6

Receiving	No.	Yds.	Avg.	Lg	TD
Graham	49	711	14.5	51	1
Foster	36	344	9.6	42	0
Stone	34	501	14.7	49	3
Mills	30	383	12.8	22	3
Hoge	28	231	8.3	20	1
Thompson	22	278	12.6	29	0
Cooper	16	197	12.3	27	3
Green	14	152	10.9	24	2
Davenport	9	136	15.1	31	0
Jordan	6	28	4.7	8	2
Didio	3	39	13.0	18	0
Williams	1	44	44.0	44	0
Thigpen	1	2	2.0	2	0
Team	249	3046	12.2	51	15
Opponents	252	3065	12.2	51	15

Interceptions	No.	Yds.	Avg.	Lg	TD
Perry	6	69	11.5	34	0
Johnson	5	67	13.4	35	0
Woodson	4	90	22.5	57	0
Griffin	3	98	32.7	65	1
Little	2	6	3.0	6	0
Lloyd	1	35	35.0	35	0
Williams	1	4	4.0	4	0
Shelton	0	15	-	15	0
Team	22	384	17.5	65	1
Opponents	14	235	16.8	77	1

Punting	No.	Yds	Avg	Net	TB	In	Lg	B
Royals	73	3119	42.7	35.6	9	22	58	1
Team	74	3119	42.1	35.6	9	22	58	1
Opponents	74	3107	42.0	34.4	10	12	84	1

Punt Returns	Ret	FC	Yds	Avg	Lg	TD
Woodson	32	13	364	11.4	80	1
Team	32	13	364	11.4	80	1
Opponents	39	7	308	7.9	36	0

Kickoff Returns	No.	Yds	Avg	Lg	TD
Woodson	25	469	18.8	32	0
Stone	12	219	18.3	28	0
Thompson	2	51	25.5	33	0
Thigpen	2	44	22.0	29	0
Hoge	2	28	14.0	17	0
Bentley	1	17	17.0	17	0
Mills	1	11	11.0	11	0
Cooper	1	8	8.0	8	0
Campbell	1	0	0.0	0	0
Williams	1	0	0.0	0	0
Team	48	847	17.6	33	0
Opponents	52	1052	20.2	48	0

Field Goals	1-19	20-29	30-39	40-49	50+
Anderson	0/0	12/13	12/15	4/6	0/2
Team	0/0	12/13	12/15	4/6	0/2
Opponents	1/1	5/7	8/11	3/7	2/2

Passing	Att	Cmp	Yds	Cmp%	TD	Int	Lg	Sack/Lost	Rating
O'Donnell	313	185	2283	59.1	13	9	51	27/208	83.6
Briester	116	63	719	54.3	2	5	42	13/88	61.0
Foster	1	0	0	0.0	0	0	0	0/0	39.8
Royals	1	1	44	100.0	0	0	44	0/0	118.8
Team	431	249	3046	57.8	15	14	51	40/296	77.7
Opponents	478	252	3065	52.7	15	22	81	36/248	64.0



1991 Final Regular-Season Statistics (7-9)

Date	Result	Opponent	Attn.
9/1	W 26-20	San Diego	55,848
9/8	L 52-34	at Buffalo	79,545
9/15	W 20-6	New England	53,703
9/22	L 23-14	at Philadelphia	65,511
10/6	W 21-3	at Indianapolis	55,383
10/14	L 23-20	at N.Y. Giants	57,608
10/20	L 27-7	Seattle	54,678
10/27	L 17-14	at Cleveland	78,285
11/3	L 20-13	at Denver	70,973
11/10	W 33-27/OT	at Cincinnati	55,503
11/17	L 41-14	Washington	56,813
11/24	W 26-24	Houston	45,795
11/28	L 20-10	at Dallas	62,253
12/8	L 31-6	at Houston	59,225
12/15	W 17-10	Cincinnati	35,420
12/22	W 17-10	Cleveland	47,070

Team Statistics	Pitt.	Opp.
Total First Downs	254	320
Rushing	82	98
Passing	158	194
Penalty	14	28
3rd Down Made/Att	62/197	94/218
3rd Down Pct.	31.5	43.1
Total Net Yards	4581	5168
Avg. Per Game	286.3	323.0
Total Plays	915	1039
Avg. Per Play	5.0	5.0
Net Yards Rushing	1627	1582
Avg. Per Game	101.7	98.9
Total Rushes	394	466
Net Yards Passing	2954	3586
Avg. Per Game	186.4	224.1
Sacked/Yards Lost	45/359	38/257
Gross Yards	3313	3843
Att./Completions	476/259	535/334
Completion Pct.	54.4	62.4
Had Intercepted	19	16
Punts/Average	75/39.9	65/41.6
Net Punting Avg.	75/36.3	84/35.3
Penalties/Yards	116/933	84/685
Fumbles/Ball Lost	37/14	27/11
Touchdowns	32	33
Rushing	8	14
Passing	20	21
Returns	4	3

Score by Periods	Q1	Q2	Q3	Q4	OT	PTS
Team	42	53	67	124	6	292
Opponents	61	116	54	113	0	344

Scoring	TD	R	P	Rt	Pat	FG	S	Pts.
Anderson	0	0	0	0	31/31	23/33	0	100
Green	6	0	6	0		0	36	
Stone	5	0	5	0		0	30	
W. Williams	4	4	0	0		0	24	
Hoge	3	2	1	0		0	18	
Cooper	2	0	2	0		0	12	
Foster	2	1	1	0		0	12	
Lipps	2	0	2	0		0	12	
Mills	2	0	1	1		0	12	
Calloway	1	0	1	0		0	6	
Cash	1	0	1	0		0	6	
Hinkle	1	0	0	1		0	6	
O'Donnell	1	1	0	0		0	6	
Shelton	1	0	0	1		0	6	
J. Williams	1	0	0	1		0	6	
Team	32	8	20	4	31/31	23/33	0	292
Opponents	38	14	21	3	38/38	26/41	0	344

Sacks: J. Williams 9.0, Lloyd 8.0, Willis 7.0.
Hinkle 2.0, G. Williams 2.0, Evans 2.0, Jones 2.0, Vasey 2.0, Nickerson 1.0, Lake 1.0, Johnson 1.0, Woodson 1.0.
Team 38.0, Opponents 45.0

Rushing	No.	Yds	Avg	Lg	TD
Hoge	165	610	3.7	24	2
Foster	96	488	5.1	56	1
Williams	57	262	4.6	21	4
Worley	22	117	5.3	16	0
O'Donnell	18	82	4.6	22	1
Thompson	20	60	3.0	14	0
Brister	11	17	1.5	8	0
Stone	1	2	2.0	2	0
Stryzinski	4	-11	-2.8	0	0
Team	394	1627	4.1	56	8
Opponents	466	1582	3.4	33	14

Receiving	No.	Yds.	Avg.	Lg	TD
Lipps	55	671	12.2	35	2
Hoge	49	379	7.7	25	1
Green	41	582	14.2	49	6
Stone	32	649	20.3	89	5
Calloway	15	254	16.9	33	1
W. Williams	15	139	9.3	29	0
Thompson	14	118	8.4	32	0
Cooper	11	147	13.4	47	2
Foster	9	117	13.0	31	1
Cash	7	90	12.9	20	1
Mularkey	6	67	11.2	21	0
Mills	3	79	26.3	35	1
Graham	2	21	10.5	15	0
Team	259	3313	12.8	89	20
Opponents	334	3843	11.5	66	21

Interceptions	No.	Yds.	Avg.	Lg	TD
Everett	4	53	13.3	27	0
Woodson	3	72	24.0	41	0
Shelton	3	57	19.0	57	1
Hinkle	2	68	34.0	57	1
Vincent	2	52	26.0	27	0
Griffin	1	22	22.0	22	0
Little	1	5	5.0	5	0
Jones	1	0	0.0	0	0
Johnson	1	0	0.0	0	0
Lloyd	1	0	0.0	0	0
Team	19	329	17.3	57	2
Opponents	16	182	11.4	40	2

Punting	No.	Yds	Avg	Net	TB	In	Lg	B
Stryzinski	74	2996	40.5	36.3	3	10	63	1
Team	74	2996	39.9	36.3	3	10	63	1
Opponents	65	2705	41.6	35.3	2	17	59	0

Punt Returns	Ret	FC	Yds	Avg	Lg	TD
Woodson	28	12	320	11.4	40	0
Graham	8	2	46	5.8	13	0
Cash	1	0	6	6.0	6	0
Mills	1	0	0	0.0	0	1
Vincent	1	0	1	1.0	1	0
Team	39	14	373	9.6	40	1
Opponents	29	27	210	7.2	24	0

Kickoff Returns	No.	Yds	Avg	Lg	TD
Woodson	44	880	20.0	47	0
Mills	11	284	25.8	54	0
Stone	6	75	12.5	25	0
Graham	3	48	16.0	23	0
McGovern	1	0	0.0	0	0
Thompson	1	8	8.0	8	0
Williams	1	19	19.0	19	0
Team	67	1314	19.6	54	0
Opponents	43	825	19.2	63	0

Field Goals	1-19	20-29	30-39	40-49	50+
Anderson	0/0	8/10	9/11	5/6	1/6
Team	0/0	8/10	9/11	5/6	1/6
Opponents	3/3	8/9	7/12	7/13	1/4

Passing	Att	Cmp	Yds	Cmp%	TD	Int	Lg	Sack/Lost	Rating
O'Donnell	286	156	1963	54.5	11	7	89	30/214	78.8
Brister	190	103	1350	54.2	9	9	65	15/145	72.9
Team	476	259	3313	54.4	20	16	89	45/359	76.4
Opponents	535	334	3843	62.4	21	19	66	38/257	82.3

1990 Final Regular-Season Statistics (9-7)

Date	Result	Opponent	Attn.
9/9	L 13-3	at Cleveland	78,298
9/16	W 20-9	Houston	54,814
9/23	L 20-3	at L.A. Raiders	50,657
9/30	L 28-6	Miami	54,691
10/7	W 36-14	San Diego	53,486
10/14	W 34-17	at Denver	74,285
10/21	L 27-7	at San Francisco	64,301
10/29	W 41-10	L.A. Rams	56,466
11/4	W 21-9	Atlanta	57,093
11/18	L 27-3	at Cincinnati	60,064
11/25	W 24-7	at N.Y. Jets	57,806
12/2	L 16-12	Cincinnati	58,200
12/9	W 24-3	New England	48,354
12/16	W 9-6	at New Orleans	68,582
12/23	W 35-0	Cleveland	51,665
12/30	L 34-14	at Houston	56,906

Team Statistics	Pitt.	Opp.
Total First Downs	263	257
Rushing	93	102
Passing	150	130
Penalty	20	25
3rd Down: Made/Att	74/187	81/205
3rd Down Pct.	39.6	39.5
Total Net Yards	4525	4115
Avg. Per Game	282.8	257.2
Total Plays	897	940
Avg. Per Play	5.0	4.4
Net Yards Rushing	1880	1615
Avg. Per Game	117.5	100.9
Total Rushes	456	446
Net Yards Passing	2645	2500
Avg. Per Game	165.3	156.3
Sacked/Yards Lost	33/242	34/228
Gross Yards	2887	2728
Att./Completions	408/237	460/236
Completion Pct.	58.1	51.3
Had Intercepted	20	9
Punts/Average	66/37.2	64/40.9
Net Punting Avg.	66/34.1	64/33.7
Penalties/Yards	110/928	89/719
Fumbles/Ball Lost	40/17	33/18
Touchdowns	33	26
Rushing	11	13
Passing	20	9
Returns	2	4

Score by Periods	Q1	Q2	Q3	Q4	OT	PTS
Team	64	71	54	103	0	292
Opponents	58	86	56	40	0	240

Scoring	TD	R	P	Rt	Pat	FG	S	Pts.
Anderson	0	0	0	0	32/33	20/25	0	92
Hoge	10	7	3	0			0	60
Green	7	0	7	0			0	42
W. Williams	4	3	1	0			0	24
Lipps	3	0	3	0			0	18
Mularkey	3	0	3	0			0	18
Bell	1	0	1	0			0	6
Calloway	1	0	1	0			0	6
Foster	1	1	0	0			0	6
Johnson	1	0	0	1			0	6
Stone	1	0	1	0			0	6
Woodson	1	0	0	1			0	6
Stowe	0	0	0	0			1	2
Team	33	11	20	2	32/33	20/25	0	292
Opponents	26	13	9	4	26/26	18/26	2	240

Sacks: G. Williams 6.0, Willis 5.0, Lloyd 4.5, Davidson 3.5, Evans 3.0, Freeman 2.0, Jenkins 2.0, Hinkle 2.0, Nickerson 2.0, Jones 2.0, J. Williams 1.0, Lake 1.0. **Team 34.0, Opponents 33.0**

Rushing	No.	Yds	Avg	Lg	TD
Hoge	203	772	3.8	41	7
Worley	109	418	3.8	38	0
Williams	68	389	5.7	70	3
Foster	36	203	5.6	38	1
Bnster	25	64	2.6	11	0
Bell	5	18	3.6	12	0
Stryzinski	3	17	5.7	9	0
Strom	4	10	2.5	10	0
Lipps	1	-5	-5.0	-5	0
Stone	2	-6	-3.0	10	0
Team	456	1880	4.1	70	11
Opponents	446	1615	3.6	31	13

Receiving	No.	Yds.	Avg.	Lg	TD
Lipps	50	682	13.6	37	3
Hoge	40	342	8.6	27	3
Green	34	387	11.4	46	7
Mularkey	32	365	11.4	28	3
Hill	25	391	15.6	66	0
Stone	19	332	17.5	90	1
Bell	12	137	11.4	43	1
Calloway	10	124	12.4	20	1
Worley	8	70	8.8	27	0
W. Williams	5	42	8.4	13	1
O'Shea	1	13	13.0	13	0
Foster	1	2	2.0	2	0
Team	237	2887	12.2	90	20
Opponents	236	2728	11.6	66	9

Interceptions	No.	Yds.	Avg.	Lg	TD
Woodson	5	67	13.4	34	0
Griffin	4	75	18.8	36	0
Woodruff	3	110	36.7	59	0
Everett	3	2	0.7	2	0
Johnson	2	60	30.0	34	1
Little	1	35	35.0	35	0
Hinkle	1	19	19.0	19	0
Lloyd	1	9	9.0	9	0
Willis	1	5	5.0	5	0
Jones	1	3	3.0	3	0
Hall	1	0	0.0	0	0
Lake	1	0	0.0	0	0
Team	24	385	16.0	59	1
Opponents	15	124	8.3	24	0

Punting	No.	Yds	Avg	Net	TB	In	Lg	B
Styrynski	65	2454	37.8	34.1	5	18	51	1
Team	66	2454	37.2	34.1	5	18	51	1
Opponents	64	2616	40.9	33.7	3	13	62	1

Punt Returns	Ret	FC	Yds	Avg	Lg	TD
Woodson	38	8	398	10.5	52	1
Hill	1	0	0	0.0	0	0
Team	39	8	398	10.2	52	1
Opponents	16	32	105	6.6	39	0

Kickoff Returns	No.	Yds	Avg	Lg	TD
Woodson	35	764	21.8	49	0
Stone	5	91	18.2	24	0
J. Williams	3	31	10.3	20	0
Foster	3	29	9.7	13	0
Griffin	2	16	8.0	14	0
Green	1	16	16.0	16	0
Lipps	1	9	9.0	9	0
Team	50	956	19.1	49	0
Opponents	56	1245	22.2	99	1

Field Goals	1-19	20-29	30-39	40-49	50+
Anderson	1/1	3/3	8/8	8/11	0/2
Team	1/1	3/3	8/8	8/11	0/2
Opponents	0/0	4/4	4/5	9/17	1/2

Passing	Att	Cmp	Yds	Cmp%	TD	Int	Lg	Sack/Lost	Rating
Bnster	387	223	2725	57.6	20	14	90	28/213	81.6
Strom	21	14	162	66.7	0	1	22	5/29	69.9
Team	408	237	2887	58.1	20	15	90	33/242	81.0
Opponents	460	236	2728	51.3	9	24	66	34/228	54.3

1989 Final Regular-Season Statistics (9-7)

Date	Result	Opponent	Attn.
9/10	L 51-0	Cleveland	57,928
9/17	L 41-10	at Cincinnati	53,885
9/24	W 27-14	Minnesota	50,744
10/1	W 23-3	at Detroit	43,804
10/8	L 26-16	Cincinnati	52,785
10/15	W 17-7	at Cleveland	78,840
10/22	L 27-0	at Houston	59,091
10/29	W 23-17	Kansas City	54,194
11/5	L 34-7	at Denver	74,739
11/12	L 20-0	Chicago	56,505
11/19	W 20-17	San Diego	44,203
11/26	W 34-14	at Miami	59,936
12/3	L 23-16	Houston	40,541
12/10	W 13-0	at N.Y. Jets	41,037
12/17	W 28-10	New England	26,594
12/24	W 31-22	at Tampa Bay	29,690

Team Statistics	Pitt.	Opp.
Total First Downs	244	323
Rushing	106	112
Passing	117	177
Penalty	21	34
3rd Down: Made/Att	66/209	106/229
3rd Down Pct.	31.6	46.3
Total Net Yards	2178	3541
Avg. Per Game	249.8	346.8
Total Plays	955	1077
Avg. Per Play	4.2	5.2
Net Yards Rushing	1818	2008
Avg. Per Game	113.6	125.5
Total Rushes	500	498
Net Yards Passing	2178	3541
Avg. Per Game	157.4	188.8
Sacked/Yards Lost	43/220	39/229
Gross Yards	2738	3249
Att./Completions	404/210	548/290
Completion Pct.	52.0	52.9
Had Intercepted	13	21
Punts/Average	83/40.6	69/40.5
Net Punting Avg.	83/34.1	84/33.8
Penalties/Yards	116/986	96/785
Fumbles/Ball Lost	32/18	40/21
Touchdowns	29	38
Rushing	17	16
Passing	10	17
Returns	2	5

Score by Periods	Q1	Q2	Q3	Q4	OT	PTS
Team	57	91	72	45	0	265
Opponents	78	110	60	78	0	326

Scoring	TD	R	P	Rt	Pat	FG	S	Pts.
Anderson	0	0	0	0	28/28	21/30	0	91
Hoge	8	8	0	0		0	48	
Lipps	6	1	5	0		0	36	
Worley	5	5	0	0		0	30	
Carter	4	1	3	0		0	24	
Hill	1	0	1	0		0	6	
Mularkey	1	0	1	0		0	6	
W. Williams	1	1	0	0		0	6	
Wallace	1	1	0	0		0	6	
Woodruff	1	0	0	1		0	6	
Woodson	1	0	0	1		0	6	
Team	29	17	10	2	28/29	21/30	0	265
Opponents	38	16	17	5	37/38	19/27	2	326

Sacks: Lloyd 7.0, Willis 6.5, Johnson 4.5, J. Williams 3.0, G. Williams 3.0, Little 2.0, Jones 2.0, Lake 1.0, Olsavsky 1.0, Nickerson 1.0.
Team 31.0, Opponents 51.0

Rushing	No.	Yds	Avg	Lg	TD
Worley	195	770	3.9	38	5
Hoge	186	621	3.3	31	8
Lipps	13	180	13.8	58	1
W. Williams	37	131	3.5	13	1
Stone	10	53	5.3	32	0
Briser	27	25	0.9	15	0
Blackledge	9	20	2.2	11	0
Carter	11	16	1.5	7	1
Wallace	5	10	2.0	5	1
Tyrell	1	3	3.0	3	0
Strom	4	-3	-0.8	0	0
Newsome	2	-8	-4.0	0	0
Team	500	1818	3.6	58	17
Opponents	498	2008	4.0	65	16

Receiving	No.	Yds.	Avg.	Lg	TD
Lipps	50	944	18.9	79	5
Carter	38	267	7.0	22	3
Hoge	34	271	8.0	22	0
Hill	28	455	16.3	53	1
Mularkey	22	326	14.8	34	1
Worley	15	113	7.5	19	0
Stone	7	92	13.1	16	0
W. Williams	6	48	8.0	16	0
Stock	4	74	18.5	27	0
Thompson	4	74	18.5	28	0
O'Shea	1	8	8.0	8	0
Briser	1	-10	-10.0	-10	0
Team	210	2662	12.7	79	10
Opponents	290	3721	12.8	66	17

Interceptions	No.	Yds.	Avg.	Lg	TD
Woodruff	4	57	14.3	35	0
Everett	3	68	22.7	32	0
Lloyd	3	49	16.3	31	0
Woodson	3	39	13.0	39	0
Little	3	23	7.7	13	0
Griffin	1	15	15.0	15	0
Hall	1	6	6.0	6	0
Hinkle	1	4	4.0	4	0
Johnson	1	0	0.0	0	0
Lake	1	0	0.0	0	0
Team	21	261	12.4	39	0
Opponents	13	103	7.9	21	1

Punting	No.	Yds	Avg	Net	TB	In	Lg	B
Newsome	82	3368	41.1	34.1	9	15	57	1
Team	83	3368	40.6	34.1	9	15	57	1
Opponents	69	2793	40.5	33.8	9	16	62	0

Punt Returns	Ret	FC	Yds	Avg	Lg	TD
Woodson	29	2	207	7.1	20	0
Hill	5	0	22	4.4	12	0
Lipps	4	0	27	6.8	9	0
Johnson	2	0	22	11.0	13	0
Team	40	2	278	7.0	20	0
Opponents	45	19	361	8.0	42	0

Kickoff Returns	No.	Yds	Avg	Lg	TD
Woodson	36	982	27.3	84	1
Stone	7	173	24.7	73	0
Thompson	4	41	10.3	15	0
J. Williams	4	31	7.8	22	0
J. Johnson	3	43	14.3	19	0
Griffin	1	21	21.0	21	0
Hinnant	1	13	13.0	13	0
Team	56	1304	23.3	84	1
Opponents	53	1096	20.7	42	0

Field Goals	1-19	20-29	30-39	40-49	50+
Anderson	2/2	5/5	5/8	9/15	0/0
Team	2/2	5/5	5/8	9/15	0/0
Opponents	0/0	11/11	3/8	3/6	2/2

Passing	Att	Cmp	Yds	Cmp%	TD	Int	Lg	Sack/Lost	Rating
Briser	342	187	2365	54.7	9	10	79	45/452	73.1
Blackledge	60	22	282	36.7	1	3	30	4/25	36.9
Carter	1	1	15	100.0	0	0	15	2/7	118.8
Strom	1	0	0	0.0	0	0	0	0/0	39.6
TEAM	404	210	2662	52.0	10	13	79	51/484	67.7
OPPONENTS	548	290	3721	52.9	17	21	66	31/180	68.8

1988 Final Regular-Season Statistics (5-11)

Date	Result	Opponent	Attn.
9/4	W 24-21	Dallas	56,813
9/11	L 30-29	at Washington	54,083
9/18	L 17-12	Cincinnati	56,647
9/25	L 36-28	at Buffalo	78,735
10/2	L 23-9	Cleveland	56,410
10/9	L 31-14	at Phoenix	53,278
10/16	L 34-14	Houston	52,229
10/23	W 39-21	Denver	49,811
10/30	L 24-20	at N.Y. Jets	64,862
11/6	L 42-7	at Cincinnati	56,403
11/13	L 27-26	Philadelphia	46,026
11/20	L 27-7	at Cleveland	77,131
11/27	W 16-10	Kansas City	42,057
12/4	W 37-34	at Houston	47,791
12/11	L 20-14	at San Diego	33,816
12/18	W 40-24	Miami	36,051

Team Statistics	Pitt.	Opp.
Total First Downs	292	319
Rushing	120	110
Passing	150	181
Penalty	22	28
3rd Down. Made/Att	78/216	98/225
3rd Down Pct.	36.1	43.6
Total Net Yards	5204	5805
Avg. Per Game	325.3	362.8
Total Plays	1030	1067
Avg. Per Play	5.1	5.4
Net Yards Rushing	2228	1864
Avg. Per Game	139.3	116.5
Total Rushes	499	516
Net Yards Passing	2976	3941
Avg. Per Game	186.0	246.3
Sacked/Yards Lost	42/331	19/145
Gross Yards	3307	4086
Att./Completions	489/226	532/309
Completion Pct.	46.2	58.1
Had Intercepted	20	20
Punts/Average	71/41.5	67/40.7
Net Punting Avg.	71/32.8	67/35.0
Penalties/Yards	99/803	79/705
Fumbles/Ball Lost	40/19	35/13
Touchdowns	36	49
Rushing	17	20
Passing	15	25
Returns	4	4

Score by Periods	Q1	Q2	Q3	Q4	OT	Pts
Team	85	94	47	110	0	336
Opponents	64	138	103	116	0	421

Scoring	TD	R	P	Rt	Pat	FG	S	Pts.
Anderson	0	0	0	0	34/35	28/36	0	118
Bnster	6	6	0	0			0	36
Hoge	6	3	3	0			0	36
Lipps	6	1	5	0			0	36
Carter	5	3	2	0			0	30
Jackson	3	3	0	0			0	18
Stone	2	0	1	1			0	12
Blackledge	1	1	0	0			0	6
Gothard	1	0	1	0			0	6
Jordan	1	0	0	1			0	6
Lockett	1	0	1	0			0	6
Thompson	1	0	1	0			0	6
W. Williams	1	0	1	0			0	6
Woodruff	1	0	0	1			0	6
Woodson	1	0	0	1			0	6
Team	36	17	15	4	34/36	28/36	1	336
Opponents	49	20	25	4	47/49	26/32	1	421

Sacks: Johnson 4.0, Nickerson 3.5, G. Williams 3.5, Carr 3.5, Jones 1.5, Reese 1.0, Woodson 0.5, Lloyd 0.5, Hinkle 0.5, Thomas 0.5, **Team 19.0, Opponents 42.0**

Rushing	No.	Yds.	Avg.	Lg	TD
Hoge	170	705	4.1	20	3
Williams	87	409	4.7	33	0
Jackson	74	315	4.3	29	3
Carter	36	216	6.0	64	3
Bnster	45	209	4.6	20	6
Lipps	6	129	21.5	39	1
Stone	40	127	3.2	11	0
Pollard	31	93	3.0	7	0
Blackledge	8	25	3.1	10	1
Newsome	2	0	0.0	0	0
Team	499	2228	4.5	64	17
Opponents	516	1864	3.6	64	20

Receiving	No.	Yds.	Avg.	Lg	TD
Lipps	50	973	19.5	89	5
Hoge	50	487	9.7	40	3
Carter	32	363	11.3	33	2
Lockett	22	365	16.6	44	1
Thompson	16	370	23.1	50	1
Gothard	12	121	10.1	26	1
Stone	11	196	17.8	72	1
W. Williams	11	68	6.0	21	1
Johnson	10	237	23.7	60	0
Jackson	9	84	9.3	24	0
Pollard	2	22	11.0	19	0
Hinnant	1	23	23.0	23	0
Team	226	3307	14.6	89	15
Opponents	309	4086	13.2	86	25

Interceptions	No.	Yds.	Avg.	Lg	TD
Woodruff	4	109	27.3	78	1
Woodson	4	98	24.5	29	0
Everett	3	31	10.3	29	0
Griffin	2	63	31.5	33	0
Jordan	1	28	28.0	28	1
Carr	1	27	27.0	27	0
Gowdy	1	24	24.0	24	0
Hinkle	1	1	1.0	1	0
Little	1	0	0.0	0	0
Nickerson	1	0	0.0	0	0
Sanchez	1	0	0.0	0	0
Team	20	381	19.1	78	2
Opponents	20	367	18.4	75	1

Punting	No.	Yds	Avg	Net	TB	In	Lg	B
Newsome	65	2950	45.4	N/A	10	9	62	0
Team	71	2950	41.5	32.8	10	9	62	0
Opponents	67	2726	40.7	35.0	3	16	63	0

Punt Returns	Ret	FC	Yds	Avg	Lg	TD
Woodson	33	6	281	8.5	28	0
Lipps	4	2	30	7.5	11	0
Sanchez	2	4	11	5.5	6	0
Team	39	12	322	8.3	28	0
Opponents	40	9	418	10.5	32	0

Kickoff Returns	No.	Yds	Avg	Lg	TD
Woodson	37	850	23.0	92	1
Stone	29	610	21.0	92	1
Sanchez	4	71	17.8	19	0
Boye	1	19	19.0	19	0
Jackson	1	10	10.0	10	0
W. Williams	1	10	10.0	10	0
Blankenship	1	5	5.0	5	0
Team	74	1575	21.3	92	2
Opponents	63	1351	21.4	90	1

Field Goals	1-19	20-29	30-39	40-49	50+
Anderson	1/1	11/11	9/10	6/12	1/2
Team	1/1	11/11	9/10	6/12	1/2
Opponents	3/3	6/7	9/10	7/10	1/2

Passing	Att	Cmp	Yds	Cmp%	TD	Int	Lg	Sack/Lost	Rating
Bnster	370	175	2634	47.3	11	14	89	36/292	65.3
Blackledge	79	38	494	48.1	2	3	34	4/25	60.8
Bono	35	10	110	28.6	1	2	15	1/8	25.9
Carter	3	2	56	66.7	0	0	40	0/0	109.7
Lipps	2	1	13	50.0	1	1	13	1/6	70.8
Team	489	226	3307	46.2	15	20	89	42/331	62.0
Opponents	532	309	4086	58.1	25	20	86	19/145	82.5



1987 Final Regular-Season Statistics (8-7)

Date	Result	Opponent	Attn.
9/13	W 30-17	San Francisco	55,735
9/20	L 34-10	at Cleveland	79,543
9/27	Cancelled	N.Y. Jets (Player Strike)	
10/4	W 28-12	at Atlanta	16,667
10/11	L 31-21	at L.A. Rams	20,219
10/18	W 21-7	Indianapolis	34,627
10/25	W 23-20	Cincinnati	53,692
11/1	L 35-24	at Miami	52,578
11/8	W 17-16	at Kansas City	45,249
11/15	L 23-3	Houston	56,177
11/22	W 30-16	at Cincinnati	59,910
11/29	L 20-16	New Orleans	47,896
12/6	W 13-9	Seattle	48,881
12/13	W 20-16	at San Diego	51,605
12/20	L 24-16	at Houston	38,683
12/26	L 19-13	Cleveland	56,394

Team Statistics	Pitt.	Opp.
Total First Downs	263	289
Rushing	114	94
Passing	126	170
Penalty	23	25
3rd Down: Made/Att	86/229	78/222
3rd Down Pct.	39.5	34.0
Total Net Yards	4410	4920
Avg. Per Game	294.0	328.0
Total Plays	973	962
Avg. Per Play	4.5	5.1
Net Yards Rushing	2144	1610
Avg. Per Game	142.9	107.3
Total Rushes	517	455
Net Yards Passing	2266	3310
Avg. Per Game	151.1	220.7
Sacked/Yards Lost	27/198	26/196
Gross Yards	2464	3506
Att./Completions	429/198	481/290
Completion Pct.	46.2	60.3
Had Intercepted	25	27
Punts/Average	82/40.2	70/39.2
Net Punting Avg.	82/31.2	70/33.4
Penalties/Yards	105/801	95/771
Fumbles/Ball Lost	37/8	41/17
Touchdowns	31	34
Rushing	11	8
Passing	13	22
Returns	7	4

Score by Periods	Q1	Q2	Q3	Q4	OT	PTS
Team	50	88	51	96	0	285
Opponents	45	79	77	98	0	299

Scoring	TD	R	P	Pat	FG	S	Pts.
Anderson	0	0	0	0	21/27	0	87
Carter	3	0	3	0	0	18	
Malone	3	3	0	0	0	18	
Pollard	3	3	0	0	0	18	
Abercrombie	2	2	0	0	0	12	
Alston	2	0	2	0	0	12	
Hall	2	0	0	2	0	12	
Shell	2	0	0	2	0	12	
Stallworth	2	0	2	0	0	12	
Trout	0	0	0	0	10/10	0	10
Bono	1	1	0	0	0	6	
Clinkscales	1	0	1	0	0	6	
Gothard	1	0	1	0	0	6	
Gowdy	1	0	0	1	0	6	
Hairston	1	0	1	0	0	6	
Hoge	1	0	1	0	0	6	
Jackson	1	1	0	0	0	6	
Lockett	1	0	1	0	0	6	
Sanders	1	1	0	0	0	6	
Thompson	1	0	1	0	0	6	
Woodruff	1	0	1	0	0	6	
Woodson	1	0	0	1	0	6	
Carr	0	0	0	0	1	2	
Team	31	11	13	7	31/31	22/29	1285
Opponents	34	8	22	4	31/34	20/26	1299

Sacks: Merrilweather 5.5, Gary 4.0, Willis 3.0, Carr 3.0, Hinkle 2.0, Team 2.0, Little 1.5, Cole 1.0, Dawkins 1.0, J. Williams 1.0, Warren 1.0, G. Williams 1.0, Team 26.0, Opponents 27.0

Rushing	No.	Yds.	Avg.	Lg	TD
Jackson	180	696	3.9	39	1
Pollard	128	536	4.2	33	3
Abercrombie	123	459	3.7	28	2
Malone	34	162	4.8	42	3
Stone	17	135	7.9	51	0
Sanders	11	65	5.9	14	1
Bono	8	27	3.4	23	1
Collier	4	20	5.0	12	0
Newsome	2	16	8.0	16	0
Carter	5	12	2.4	4	0
Hoge	3	8	2.7	5	
Reeder	2	8	4.0	4	0
Team	517	2144	4.1	51	11
Opponents	455	1610	3.5	58	8

Receiving	No.	Yds.	Avg.	Lg	TD
Stallworth	41	521	12.7	45	2
Abercrombie	24	209	8.7	24	0
Thompson	17	313	18.4	63	1
Sweeney	16	217	13.6	34	0
Carter	16	180	11.3	26	3
Pollard	14	77	5.5	17	0
Clinkscales	13	240	18.5	57	1
Lee	12	124	10.3	24	0
Lipps	11	164	14.9	27	0
Lockett	7	116	16.6	25	1

Passing	Att	Cmp	Yds	Cmp%	TD	Int	Lg	Sack/Lost	Rating
Malone	336	156	1896	46.4	6	19	63	18/151	46.7
Bono	74	34	438	45.9	5	2	57	6/30	76.3
Bnster	12	4	20	33.3	0	3	10	2/14	2.8
Collier	7	4	110	57.1	2	1	49	1/3	101.8
Team	429	198	2464	46.2	13	25	63	27/198	50.3
Opponents	481	290	3506	60.3	22	27	52	26/196	74.6

Hoge	7	97	13.9	27	1
Jackson	7	52	7.4	23	0
Alston	3	84	28.0	42	2
Hairston	2	16	8.0	11	1
Young	2	10	5.0	6	0
Gothard	2	9	4.5	7	1
Stone	1	22	22.0	22	0
Sanders	1	11	11.0	11	0
Bono	1	2	2.0	2	0
Boyle	1	0	0.0	0	0
Team	198	2464	12.4	63	13
Opponents	290	3506	12.1	52	22

Interceptions	No.	Yds.	Avg.	Lg	TD
Woodruff	5	91	18.2	33	1
Hall	3	29	9.7	25	1
Everett	3	22	7.3	21	0
Hinkle	3	15	5.0	8	0
Gowdy	2	50	25.0	45	1
Merrilweather	2	26	13.0	15	0
Griffin	2	2	1.0	2	0
Shell	1	50	50.0	50	1
Woodson	1	45	45.0	45	1
Riley	1	4	4.0	4	0
Sheffield	1	2	2.0	2	0
Cole	1	0	0.0	0	0
Edwards	1	0	0.0	0	0
Williams	1	0	0.0	0	0
Team	27	336	12.4	50	5
Opponents	25	330	13.2	49	1

Punting	No.	Yds	Avg	Net	TB	In	Lg	B
Newsome	64	2676	41.8	N/A	13	8	57	1
Bruno	16	619	38.7	N/A	4	5	56	1
Team	82	3297	40.2	31.2	17	13	57	2
Opponents	70	2741	39.2	33.4	8	17	55	0

Punt Returns	Ret	FC	Yds	Avg	Lg	TD
Woodson	16	1	135	8.4	20	0
Lipps	7	1	46	6.6	12	0
Anderson	7	1	38	5.4	10	0
Everett	4	2	22	5.5	11	0
Lockett	2	1	3	1.5	5	0
Team	36	6	244	6.8	20	0
Opponents	46	7	395	8.6	44	0

Kickoff Returns	No.	Yds	Avg	Lg	TD
Stone	28	568	20.3	34	0
Woodson	13	290	22.3	36	0
Sanchez	6	116	19.3	27	0
Jones	2	38	19.0	22	0
Britt	2	9	4.5	5	0
Clark	1	18	18.0	18	0
Hoge	1	13	13.0	13	0
Anderson	1	8	8.0	8	0
Gowdy	1	0	0.0	0	0
Riley	1	0	0.0	0	0
Team	56	1060	18.9	36	0
Opponents	65	1083	16.7	33	0

Field Goals	1-19	20-29	30-39	40-49	50+
Anderson	0/0	8/9	4/4	8/12	2/2
Trout	0/0	0/1	0/1	0/0	0/0
Team	0/0	8/10	4/5	8/12	2/2
Opponents	0/0	6/6	10/10	4/7	0/3

1986 Final Regular-Season Statistics (6-10)

Date	Result	Opponent	Attn.
9/7	L 30-0	at Seattle	61,461
9/15	L 21-10	Denver	57,305
9/21	L 31-7	at Minnesota	56,795
9/28	W 22-16	at Houston	42,001
10/5	L 27-24	Cleveland	57,327
10/13	L 24-22	at Cincinnati	54,283
10/19	L 34-0	New England	54,743
10/26	W 30-9	Cincinnati	50,815
11/2	W 27-3	Green Bay	52,831
11/9	L 18-12	at Buffalo	72,000
11/16	W 21-10	Houston	49,724
11/23	L 37-31	at Cleveland	76,452
11/30	L 13-10	at Chicago	61,425
12/7	W 27-17	Detroit	46,042
12/13	W 45-24	at N.Y. Jets	58,044
12/21	L 24-19	Kansas City	47,150

Team Statistics	Pitt.	Opp.
Total First Downs	292	303
Rushing	125	97
Passing	140	176
Penalty	27	30
3rd Down: Made/Att	66/232	61/228
3rd Down Pct.	37.1	35.5
Total Net Yards	4811	5252
Avg. Per Game	300.7	328.3
Total Plays	1075	1050
Avg. Per Play	4.5	5.0
Net Yards Rushing	2223	1872
Avg. Per Game	138.9	117.0
Total Rushes	564	471
Net Yards Passing	2588	3380
Avg. Per Game	161.8	211.3
Sacked/Yards Lost	20/159	43/289
Gross Yards	2747	3669
Att./Completions	491/238	536/311
Completion Pct.	48.5	58.0
Had Intercepted	20	20
Punts/Average	89/38.7	82/39.0
Net Punting Avg.	89/30.6	82/31.0
Penalties/Yards	104/853	108/899
Fumbles/Ball Lost	28/16	31/13
Touchdowns	35	39
Rushing	18	10
Passing	16	22
Returns	1	7

Score by Periods	Q1	Q2	Q3	Q4	OT	PTS
Team	51	83	90	77	6	307
Opponents	67	129	54	77	9	336

Scoring	TD	R	P	Rt	Pat	FG	S	Pts.
Anderson	0	0	0	0	32/32	21/32	0	95
Abercrombie	8	6	2	0			0	48
Jackson	5	5	0	0			0	30
Malone	5	5	0	0			0	30
Thompson	5	0	5	0			0	30
Erenberg	4	1	3	0			0	24
Lipps	3	2	1	0			0	18
Brisler	1	1	0	0			0	6
Gothard	1	0	1	0			0	6
Sanchez	1	0	0	1			0	6
Stallworth	1	0	1	0			0	6
Sweeney	1	0	1	0			0	6
Edwards	0	0	0	0			1	2
Team	35	18	16	1	32/34	21/32	1	307
Opponents	39	10	22	7	36/38	22/39	0	336

Sacks: Willis 12.0, Gary 6.5, Merriweather 6.0, Nelson 5.0, Hinkle 4.5, G. Williams 3.5, Dunn 2.5, Sims 1.0, Team 1.0, Little 0.5, Cole 0.5
Team 43.0, Opponents 20.0

Rushing	No.	Yds	Avg	Lg	TD
Jackson	216	910	4.2	31	5
Abercrombie	214	877	4.1	38	6
Erenberg	42	170	4.0	17	1
Malone	31	107	3.5	45	5
Pollard	24	66	3.6	12	0
Hughes	14	32	2.3	8	0
Reeder	6	20	3.3	6	0
Sanders	4	12	3.0	13	0
Brisler	6	10	1.7	9	1
Seitz	3	2	0.7	2	0
Lipps	4	-3	-0.8	8	0
Team	564	2223	3.9	45	18
Opponents	471	1872	4.0	61	10

Receiving	No.	Yds.	Avg.	Lg	TD
Abercrombie	47	395	8.4	27	2
Lipps	38	590	15.5	48	3
Stallworth	34	466	13.7	40	1
Erenberg	27	217	8.0	19	3
Sweeney	21	337	16.0	58	1
Gothard	21	246	11.7	34	1
Thompson	17	191	11.2	20	5
Jackson	17	176	9.9	28	0
Hughes	10	98	9.8	22	0
Sanders	2	19	9.5	10	0
Pollard	2	15	7.5	10	0
Reeder	2	4	2.0	3	0
Team	238	2747	11.5	58	16
Opponents	311	3669	11.8	55	22

Interceptions	No.	Yds.	Avg.	Lg	TD
Sanchez	3	71	23.7	67	1
Williams	3	44	14.7	25	0
Shell	3	29	9.7	17	0
Woods	3	26	8.7	23	0
Clayton	3	18	6.0	14	0
Hinkle	3	7	2.3	6	0
Merriweather	2	14	7.0	11	0
Swain	0	8	1.0	1	0
Team	20	218	10.9	67	1
Opponents	20	244	12.2	37	2

Punting	No.	Yds	Avg	Net	TB	In	Lg	B
Newsome	86	3447	40.1	N/A	11	18	64	0
Team	3	0	0.0	0	0	0	0	3
Team	89	3447	38.7	30.6	11	18	64	3
Opponents	82	3194	39.0	31.0	7	17	69	0

Punt Returns	Ret.	FC	Yds	Avg	Lg	TD
Woods	33	12	294	8.9	41	0
Lipps	3	1	16	5.3	10	0
Team	36	13	310	8.6	41	0
Opponents	34	14	364	10.7	44	0

Kickoff Returns	No.	Yds	Avg	Lg	TD
Sanchez	25	591	23.6	64	0
Elder	21	425	20.2	36	0
Sanders	8	148	18.5	29	0
Reeder	4	52	13.0	17	0
Hughes	2	16	8.0	16	0
Seitz	2	25	12.5	14	0
Merriweather	1	27	27.0	27	0
Woods	1	17	17.0	17	0
Rostovsky	1	8	3.0	3	0
Sweeney	1	0	0.0	0	0
Team	66	1304	19.8	64	0
Opponents	56	1362	24.3	100	3

Field Goals	1-19	20-29	30-39	40-49	50+
Anderson	0/1	6/7	6/7	9/14	0/3
Team	0/1	6/7	6/7	9/14	0/3
Opponents	2/2	6/10	7/11	7/13	0/3

Passing	Att	Cmp	Yds	Cmp%	TD	Int	Lg	Sack/Lost	Rating
Malone	425	216	2444	50.6	15	18	48	13/97	62.5
Brisler	60	21	291	35.0	0	2	58	6/57	37.6
Campbell	4	0	0	0.0	0	0	0	1/5	39.6
Newsome	2	1	12	50.0	1	0	12	0/0	108.3
Team	491	238	2747	48.5	16	20	58	20/159	59.7
Opponents	536	311	3669	58.0	22	20	55	43/289	77.1



1985 Final Regular-Season Statistics (7-9)

Date	Result	Opponent	Attn.
9/8	W 45-3	Indianapolis	55,279
9/16	L 17-7	at Cleveland	79,042
9/22	W 20-0	Houston	58,752
9/30	L 37-24	Cincinnati	59,541
10/6	L 24-20	at Miami	72,820
10/13	L 27-13	at Dallas	62,932
10/20	W 23-10	St. Louis	56,478
10/27	L 26-21	at Cincinnati	55,421
11/3	W 10-9	Cleveland	51,976
11/10	W 36-28	at Kansas City	46,126
11/17	W 30-7	at Houston	45,977
11/24	L 30-23	Washington	59,293
12/1	L 31-23	Denver	56,797
12/8	L 54-44	at San Diego	52,098
12/15	W 30-24	Buffalo	35,953
12/21	L 28-10	at N.Y. Giants	66,785

Team Statistics	Pitt.	Opp.
Total First Downs	315	273
Rushing	125	105
Passing	165	144
Penalty	25	24
3rd Down: Made/Att	92/237	71/207
3rd Down Pct.	38.8	34.3
Total Net Yards	5350	4659
Avg. Per Game	334.4	291.2
Total Plays	1086	990
Avg. Per Play	4.9	4.7
Net Yards Rushing	2177	1876
Avg. Per Game	136.1	117.3
Total Rushes	541	470
Net Yards Passing	3173	2783
Avg. Per Game	198.3	173.9
Sacked/Yards Lost	33/224	36/305
Gross Yards	3397	3088
Att./Completions	512/254	484/287
Completion Pct.	49.6	59.3
Had Intercepted	27	20
Punts/Average	79/39.1	86/40.9
Net Punting Avg.	79/32.5	86/32.9
Penalties/Yards	85/665	89/679
Fumbles/Ball Lost	31/9	34/14
Touchdowns	40	43
Rushing	14	19
Passing	23	18
Returns	3	6

Score by Periods	Q1	Q2	Q3	Q4	OT PTS
Team	58	134	83	104	0 379
Opponents	72	129	53	101	0 355

Scoring	TD	R	P	Rt	Pat	FG	S	Pts.
Anderson	0	0	0	0	40/40	33/42	0	139
Lipps	15	1	12	2		0	90	
Abercrombie	9	7	2	0		0	54	
Stallworth	5	0	5	0		0	30	
Erenberg	3	0	3	0		0	18	
Pollard	3	3	0	0		0	18	
Woodley	2	2	0	0		0	12	
Malone	1	1	0	0		0	6	
Thompson	1	0	1	0		0	6	
Merrweather	1	0	0	1		0	6	
Team	40	14	23	3	40/40	33/42	0	379
Opponents	43	19	18	6	39/40	19/25	0	355

Sacks: Willis 5.5, Hinkle 5.0, Merrweather 4.0, Gary 3.0, Goodman 3.0, Cole 3.0, Catano 3.0, Dunn 2.5, Team 2.0, Carr 1.0, Nelson 1.0, Little 1.0, Woods 1.0, Sims 1.0, Team 36.0, Opponents 33.0

Rushing	No.	Yds	Avg	Lg	TD
Pollard	233	991	4.3	56	3
Abercrombie	227	851	3.8	321	7
Malone	15	80	5.3	25	1
Woodley	17	71	4.2	13	2
Erenberg	16	67	4.2	12	0
Spencer	13	56	4.3	11	0
Campbell	9	28	3.1	14	0
Morse	8	17	2.1	9	0
Lipps	3	15	5.3	151	1
Team	541	2177	4.0	56	14
Opponents	470	1876	4.0	771	19

Receiving	No.	Yds.	Avg.	Lg	TD
Stallworth	75	937	12.5	41	5
Lipps	59	1134	19.2	51	12
Erenberg	33	326	9.9	35	3
Pollard	24	250	10.4	20	0
Abercrombie	24	209	8.7	27	2
Sweeney	16	234	14.6	69	0
Thompson	8	138	17.3	42	1
Gothard	6	83	13.8	24	0
Cunningham	6	61	10.2	17	0
Spencer	3	25	8.3	13	0
Team	254	3397	13.4	69	23
Opponents	287	3088	10.8	751	18

Interceptions	No.	Yds.	Avg.	Lg	TD
Woodruff	5	80	16.0	33	0
Williams	4	47	11.8	29	0
Shell	4	40	10.0	26	0
Merrweather	2	36	18.0	351	1
Swain	2	4	2.0	4	0
Little	2	0	0.0	3	0
Cole	1	4	4.0	4	0
Team	20	211	10.6	351	0
Opponents	27	409	15.2	571	5

Punting	No.	Yds	Avg	Net	TB	In	Lg	B
Newsome	78	3088	39.6	N/A	7	17	59	0
Team	1	0	0.0	0.0	0	0	0	1
Team	79	3088	39.1	32.5	7	17	59	1
Opponents	86	3515	40.9	32.9	10	17	65	0

Punt Returns	Ret	FC	Yds	Avg	Lg	TD
Lipps	36	2	437	12.1	711	2
Woods	13	2	46	3.5	10	0
Team	49	4	483	9.9	711	2
Opponents	43	8	380	8.8	31	0

Kickoff Returns	No.	Yds	Avg	Lg	TD
Spencer	27	617	22.9	40	0
Erenberg	21	441	21.0	35	0
Lipps	13	237	18.2	24	0
Washington	3	34	11.3	14	0
Tuggle	1	8	8.0	8	0
Team	65	1337	20.6	40	0
Opponents	65	1566	24.1	95	0

Field Goals	1-19	20-29	30-39	40-49	50+
Anderson	1/1	12/13	14/15	5/9	1/4
Team	1/1	12/13	14/15	5/9	1/4
Opponents	2/2	2/3	11/12	4/5	0/3

Passing	Att	Cmp	Yds	Cmp%	TD	Int	Lg	Sack/Lost	Rating
Malone	233	117	1428	50.2	13	7	451	10/80	75.6
Woodley	183	94	1357	51.4	6	14	69	13/84	54.7
Campbell	96	43	612	44.8	4	6	51	10/60	53.7
TEAM	512	254	3397	49.6	23	27	69	33/224	64.0
OPPONENTS	484	287	3088	59.3	18	20	751	36/305	73.3





1984 Final Regular-Season Statistics (9-7)

Date	Result	Opponent	Attn.
9/2	L 37-27	Kansas City	56,709
9/6	W 23-17	at N.Y. Jets	70,564
9/16	W 24-14	L.A. Rams	58,104
9/23	L 20-10	at Cleveland	77,312
10/1	W 38-17	Cincinnati	57,098
10/7	L 31-7	Miami	59,103
10/14	W 20-17	at San Francisco	59,110
10/21	L 17-16	at Indianapolis	60,026
10/28	W 35-10	Atlanta	55,971
11/4	W 35-7	Houston	48,892
11/11	L 22-20	at Cincinnati	52,497
11/19	L 27-24	at New Orleans	66,005
11/25	W 52-24	San Diego	55,586
12/2	L 23-20	at Houston	39,786
12/9	W 23-20	Cleveland	55,825
12/16	W 13-7	L.A. Raiders	83,056

Team Statistics	Pitt.	Opp.
Total First Downs	302	282
Rushing	117	87
Passing	167	167
Penalty	18	28
3rd Down: Made/Att	92/227	75/225
3rd Down Pct.	40.5	33.3
Total Net Yards	5420	4916
Avg. Per Game	338.8	307.3
Total Plays	1052	1016
Avg. Per Play	5.2	4.8
Net Yards Rushing	2179	1617
Avg. Per Game	136.2	101.1
Total Rushes	574	454
Net Yards Passing	3241	3299
Avg. Per Game	202.6	206.2
Sacked/Yards Lost	35/276	47/390
Gross Yards	3519	3689
Att./Completions	443/240	515/299
Completion Pct.	54.2	58.1
Had Intercepted	25	31
Punts/Average	70/41.2	90/42.4
Net Punting Avg.	70/34.7	90/32.5
Penalties/Yards	112/948	107/945
Fumbles/Ball Lost	40/15	30/11
Touchdowns	45	35
Rushing	13	12
Passing	25	19
Returns	7	4

Score by Periods	Q1	Q2	Q3	Q4	OT	PTS
Team	50	147	95	95	0	387
Opponents	26	105	69	107	3	310

Scoring	TD	R	P	Rt	Pat	FG	S	Pts.
Anderson	0	0	0	0	45/45	24/32	0	117
Stallworth	11	0	11	0			0	66
Lipps	11	1	9	1			0	66
Pollard	6	6	0	0			0	36
Erenberg	3	2	1	0			0	18
Malone	3	3	0	0			0	18
Thompson	3	0	3	0			0	18
Washington	2	0	0	2			0	12
Woodruff	2	0	0	2			0	12
Abercrombie	1	1	0	0			0	6
Shell	1	0	0	1			0	6
Cunningham	1	0	1	0			0	6
Hinkle	1	0	0	1			0	6
Team	45	13	25	7	45/45	24/32	0	387
Opponents	35	12	19	4	34/35	22/28	0	310

Sacks: Merrweather 15.0; E. Nelson 7.0.
Hinkle 5.5, Willis 5.0, Gary 4.0, Goodman 2.5.
Cole 2.0, E. Williams 2.0, Little 1.0, Dunn 1.0.
Clayton 1.0, Team 1.0. **Team 47.0, Opponents 35.0**

Rushing	No.	Yds	Avg	Lg	TD
Pollard	213	851	4.0	52	6
Abercrombie	145	610	4.2	31	1
Erenberg	115	405	3.5	31	2
Corley	18	89	4.9	23	0
Veals	31	87	2.8	9	0
Lipps	3	71	23.7	36	1
Malone	25	42	1.7	13	3
Gillespie	7	18	2.6	9	0
Woodley	11	14	1.3	7	0
Spencer	1	0	0.0	0	0
Colquitt	1	0	0.0	0	0
Capers	1	-3	-3.0	-3	0
Campbell	3	-5	-5.0	-5	0
Team	574	2179	3.8	52	13
Opponents	454	1617	3.6	31	12

Receiving	No.	Yds.	Avg.	Lg	TD
Stallworth	80	1395	17.4	51	11
Lipps	45	860	19.1	80	9
Erenberg	38	358	9.4	25	1
Pollard	21	186	8.9	18	0
Thompson	17	291	17.1	59	3
Abercrombie	16	135	8.4	59	0
Capers	7	81	11.6	19	0
Kolodziejski	5	59	11.8	22	0
Cunningham	4	64	16.0	29	1
D. Nelson	2	31	15.5	19	0
Sweeney	2	25	12.5	16	0
Gantty	2	22	11.0	12	0
Gillespie	1	12	12.0	12	0
Team	240	3519	14.7	80	25
Opponents	299	3689	12.3	68	19

Interceptions	No.	Yds.	Avg.	Lg	TD
Shell	7	61	8.7	52	1
Washington	6	138	23.0	69	2
Woodruff	5	56	11.2	42	1
Hinkle	3	77	25.7	43	0
E. Williams	3	49	16.3	44	0
Merrweather	2	9	4.5	8	0
Woods	2	0	0.0	0	0
C. Brown	1	31	31.0	31	0
Cole	1	12	12.0	12	0
Clayton	1	0	0.0	0	0
Team	31	433	14.0	69	4
Opponents	25	371	14.8	70	1

Punting	No.	Yds	Avg	Net	TB	In	Lg	B
Colquitt	70	2883	41.2	34.7	5	21	62	0
Team	70	2883	41.2	34.7	5	21	62	0
Opponents	90	3818	42.4	32.5	10	13	60	0

Punt Returns	Ret	FC	Yds	Avg	Lg	TD
Lipps	53	2	656	12.4	76	1
Woods	6	0	40	6.7	14	0
Long	1	0	0	0.0	0	0
Clayton	1	0	0	0.0	0	0
Team	61	2	696	11.4	76	1
Opponents	37	6	351	9.5	58	1

Kickoff Returns	No.	Yds	Avg	Lg	TD
Erenberg	28	575	20.5	47	0
Spencer	18	373	20.7	40	0
Veals	4	40	10.0	18	0
Corley	1	15	15.0	15	0
Gillespie	1	12	12.0	12	0
C. Brown	1	11	11.0	11	0
Catano	1	0	0.0	0	0
Team	54	1026	19.0	47	0
Opponents	61	1338	21.9	97	1

Field Goals	1-19	20-29	30-39	40-49	50+
Anderson	0/0	8/9	6/9	8/11	2/3
Team	0/0	8/9	6/9	8/11	2/3
Opponents	2/2	5/5	8/10	6/9	1/2

Passing	Att	Cmp	Yds	Cmp%	TD	Int	Lg	Sack/Lost	Rating
Malone	272	147	2137	54.0	16	17	61	25/211	73.4
Woodley	156	85	1273	54.5	8	7	80	10/67	79.9
Campbell	15	8	109	53.3	1	1	25	0/0	71.3
Team	443	240	3519	54.2	25	25	80	35/276	75.6
Opponents	515	299	3689	58.1	19	31	68	47/390	67.5



1983 Final Regular-Season Statistics (10-6)

Date	Result	Opponent	Attn.
9/4	L 14-10	Denver	58,233
9/11	W 25-21	at Green Bay	58,154
9/18	W 40-28	at Houston	44,150
9/25	L 28-23	New England	58,282
10/2	W 17-10	Houston	56,901
10/10	W 24-14	at Cincinnati	56,086
10/16	W 44-17	Cleveland	59,263
10/23	W 27-21	at Seattle	61,615
10/30	W 17-12	Tampa Bay	57,468
11/6	W 26-3	San Diego	58,191
11/13	W 24-13	at Baltimore	57,319
11/20	L 17-14	Minnesota	58,417
11/24	L 45-3	at Detroit	77,724
12/4	L 23-10	Cincinnati	55,832
12/10	W 34-7	at N.Y. Jets	53,996
12/18	L 30-17	at Cleveland	72,313

Team Statistics	Pitt.	Opp.
Total First Downs	312	278
Rushing	156	100
Passing	141	151
Penalty	15	27
3rd Down: Made/Att	99/231	77/216
3rd Down Pct.	42.9	35.6
Total Net Yards	5014	4728
Avg. Per Game	313.4	295.5
Total Plays	1075	1006
Avg. Per Play	4.7	4.7
Net Yards Rushing	2610	1833
Avg. Per Game	163.1	114.6
Total Rushes	614	509
Net Yards Passing	2404	2895
Avg. Per Game	150.3	180.9
Sacked/Yards Lost	52/350	50/361
Gross Yards	2754	3256
Att./Completions	409/211	447/238
Completion Pct.	51.6	53.2
Had Intercepted	23	28
Punts/Average	80/41.9	88/41.1
Net Punting Avg.	80/35.0	88/33.1
Penalties/Yards	99/836	96/782
Fumbles/Ball Lost	42/20	34/17
Touchdowns	39	37
Rushing	17	14
Passing	15	19
Returns	7	4

Score by Periods	Q1	Q2	Q3	Q4	OT	PTS
Team	95	105	30	125	0	355
Opponents	80	78	72	73	0	303

Scoring	TD	R	P	Rt	Pat	FG	S	Pts.
Anderson	0	0	0	0	38/39	27/31	0	119
Abercrombie	7	4	3	0			0	42
F. Harris	7	5	2	0			0	42
Sweeney	5	0	5	0			0	30
Pollard	4	4	0	0			0	24
Stoudt	4	4	0	0			0	24
Cunningham	3	0	3	0			0	18
Hinkle	1	0	0	1			0	6
Woods	1	0	0	1			0	6
Johnson	1	0	0	1			0	6
Clayton	1	0	0	1			0	6
Merriweather	1	0	0	1			0	6
Capers	1	0	1	0			0	6
Best	1	0	0	1			0	6
Blount	1	0	0	1			0	6
Garity	1	0	1	0			0	6
Kohrs	0	0	0	0			1	2
Team	39	17	15	7	32/33	25/30	1	321
Opponents	37	14	19	4	36/37	15/20	0	303

Sacks: Willis 14.0, Gary 7.5, Dunn 6.0, Cole 5.0, Lambert 4.0, Nelson 3.0, Beasley 2.5, Rivera 2.0, Clayton 2.0, Kohrs 1.5, Goodman 1.0, Woodruff 1.0, Merriweather 0.5, Team 50.0, Opponents 52.0

Rushing	No.	Yds	Avg.	Lg	TD
F. Harris	279	1007	3.6	19	5
Pollard	135	608	4.5	32	4
Stoudt	77	479	6.2	23	4
Abercrombie	112	446	4.0	50	4
Hawthorne	5	47	9.4	20	0
T. Harris	2	15	7.5	10	0
Odum	2	7	3.5	4	0
Bradshaw	8	7	0.9	7	0
Garity	3	5	1.7	2	0
Team	614	2610	4.3	50	17
Opponents	509	1833	3.6	30	14

Receiving	No.	Yds.	Avg.	Lg	TD
Sweeney	39	577	14.8	42	5
Cunningham	35	442	12.6	25	3
F. Harris	34	278	8.2	29	2
Abercrombie	26	391	15.0	51	3
Hawthorne	19	300	15.8	52	0
Garity	19	279	14.7	38	1
Pollard	16	127	7.9	17	0
Capers	10	185	18.5	36	1
Stallworth	8	100	12.5	20	0
Skansi	3	39	13.0	21	0
Rodgers	2	36	18.0	25	0
Team	211	2754	13.1	52	15
Opponents	238	3256	13.7	76	19

Interceptions	No.	Yds.	Avg.	Lg	TD
Woods	5	53	10.6	31	0
Shell	5	18	3.6	18	0
Blount	4	32	8.0	21	0
Woodruff	3	85	28.3	47	0
Johnson	3	84	28.0	34	1
Merriweather	3	55	18.3	31	1
Lambert	2	-1	-0.5	0	0
Clayton	1	70	70.0	70	1
Washington	1	25	25.0	25	0
Hinkle	1	14	14.0	14	1
Team	28	435	15.5	70	4
Opponents	23	252	11.0	41	2

Punting	No.	Yds	Avg	Net	TB	In	Lg	B
Colquitt	80	3352	41.9	35.0	7	20	58	0
Team	80	3352	41.9	35.0	7	20	58	0
Opponents	68	3615	41.1	33.1	14	10	61	0

Punt Returns	Ret	FC	Yds	Avg	Lg	TD
Skansi	43	9	363	8.4	57	0
Woods	5	0	46	9.2	13	0
T. Harris	3	0	12	4.0	6	0
Team	51	9	421	8.3	57	0
Opponents	44	5	418	9.5	81	1

Kickoff Returns	No.	Yds	Avg	Lg	TD
Odum	39	758	19.4	35	0
T. Harris	18	289	16.1	32	0
Bingham	1	15	15.0	15	0
Kohrs	1	6	6.0	6	0
Team	59	1068	18.1	35	0
Opponents	65	1507	23.2	97	1

Field Goals	1-19	20-29	30-39	40-49	50+
Anderson	2/2	8/9	9/10	8/10	0/0
Team	2/2	8/9	9/10	8/10	0/0
Opponents	1/1	6/7	6/6	2/5	0/1

Passing	Att	Cmp	Yds	Cmp%	TD	Int	Lg	Sack/Lost	Rating
Stoudt	381	197	2553	51.7	12	21	52	51/339	60.6
Malone	20	9	124	45.0	1	2	38	1/11	42.5
Bradshaw	8	5	77	62.5	2	0	24	0/0	133.9
Team	409	211	2754	51.6	15	23	52	52/350	61.9
Opponents	447	238	3256	53.2	19	28	76	50/361	64.9





1982 Final Regular-Season Statistics (6-3)

Date	Result	Opponent	Attn.
9/13	W 35-28	at Dallas	63,431
9/19	W 26-20	Cincinnati	53,973
9/26	Cancelled	N.Y. Giants	
10/3	Cancelled	at Denver	
10/11	Cancelled	Philadelphia	
10/17	Cancelled	at Washington	
10/31	Cancelled	at Cincinnati	
11/7	Cancelled	Houston	
11/14	Cancelled	N.Y. Jets	
11/21	W 24-10	at Houston	42,338
11/28	L 16-0	at Seattle	55,553
12/5	W 35-14	Kansas City	52,090
12/12	L 13-0	at Buffalo	58,391
12/19	L 10-9	at Cleveland	67,139
12/26	W 37-14	New England	50,515
1/2	W 37-21	Cleveland	52,312

Team Statistics	Pitt.	Opp.
Total First Downs	171	174
Rushing	69	92
Passing	91	142
Penalty	11	14
3rd Down: Made/Att	47/121	47/126
3rd Down Pct.	39.0	37.3
Total Net Yards	2970	2874
Avg. Per Game	330.0	319.3
Total Plays	583	599
Avg. Per Play	5.1	4.8
Net Yards Rushing	1187	762
Avg. Per Game	131.9	84.7
Total Rushes	289	236
Net Yards Passing	1783	2112
Avg. Per Game	198.1	234.7
Sacked/Yards Lost	19/139	34/273
Gross Yards	1922	2385
Att./Completions	275/141	329/176
Completion Pct.	51.3	53.5
Had Intercepted	16	17
Punts/Average	49/40.4	53/38.1
Net Punting Avg.	49/35.1	53/30.6
Penalties/Yards	59/459	44/345
Fumbles/Ball Lost	18/7	17/8
Touchdowns	25	17
Rushing	7	5
Passing	17	12
Returns	1	6

Score by Periods	Q1	Q2	Q3	Q4	OT	PTS
Team	47	54	38	59	6	204
Opponents	13	43	38	52	0	146

Scoring	TD	R	P	Rt	Pat	FG	S	Pts.
Anderson	0	0	0	0	22/23	10/12	0	52
Stallworth	7	0	7	0			0	42
Smith	4	0	4	0			0	24
Hawthorne	3	0	3	0			0	18
Cunningham	2	0	2	0			0	12
Pollard	2	2	0	0			0	12
Harris	2	2	0	0			0	12
Abercrombie	2	2	0	0			0	12
Thornton	1	1	0	0			0	6
Pinney	1	0	1	0			0	6
Rodgers	1	0	0	1			0	6
Team	0	0	0	0			1	2
Team	25	17	7	1	22/23	10/12	1	204
Opponents	17	5	12	0	17/17	9/14	0	146

Sacks: Beasley 6.0, Dunn 6.0, Cole 5.0,
Lambert 4.0, Ham 3.0, Toews 2.5, Kohrs 2.0,
Goodman 1.5, Shell 1.0, Hinkle 1.0, Woodruff
1.0, Willis 1.0, Team 34.0, Opponents 19.0

Rushing	No.	Yds	Avg	Lg	TD
Harris	140	604	4.3	21	2
Pollard	62	238	3.8	18	2
Abercrombie	21	100	4.8	34	2
Davis	24	72	3.0	9	0
Hawthorne	15	66	4.5	11	0
Thornton	6	33	5.5	13	1
Stoudt	11	28	2.5	8	0
Swann	1	25	25.0	25	0
Bradshaw	6	10	2.3	6	0
Stallworth	1	9	9.0	9	0
Team	289	1187	4.1	34	7
Opponents	236	762	3.2	33	5

Receiving	No.	Yds.	Avg.	Lg	TD
Harris	31	249	8.0	20	0
Stallworth	27	441	16.3	74	7
Cunningham	21	277	13.2	31	2
Swann	18	265	14.7	60	0
Smith	17	387	22.8	51	4
Hawthorne	12	182	15.2	46	3
Pollard	6	39	6.5	11	0
Sweeney	5	50	10.0	17	0
Abercrombie	1	14	14.0	14	0
Davis	1	11	11.0	11	0
Thornton	1	4	4.0	4	0
Pinney	1	3	3.0	3	1
Team	141	1922	13.6	74	17
Opponents	176	2385	13.6	75	12

Interceptions	No.	Yds.	Avg.	Lg	TD
Woodruff	5	53	10.6	30	0
Shell	5	27	5.2	18	0
Johnson	2	5	2.5	5	0
Toews	1	20	20.0	20	0
Woods	1	12	12.0	12	0
Lambert	1	6	6.0	6	0
Ham	1	2	2.0	2	0
Blount	1	2	2.0	2	0
Team	17	127	7.5	30	0
Opponents	16	168	10.5	28	0

Punting	No.	Yds	Avg	Net	TB	In	Lg	B
Goodson	49	1981	40.4	35.1	4	11	66	1
Team	49	1981	40.4	35.1	4	11	66	1
Opponents	53	2019	38.1	30.6	4	9	54	2

Punt Returns	Ret	FC	Yds	Avg	Lg	TD
Sydnor	22	3	172	7.8	21	0
Woods	13	2	142	10.9	20	0
Merrinweather	1	0	3	3.0	3	0
Team	36	5	317	8.8	21	0
Opponents	28	4	182	6.5	17	0

Kickoff Returns	No.	Yds	Avg	Lg	TD
Bohannon	14	329	23.5	57	0
Abercrombie	7	139	19.9	46	0
French	2	38	19.0	26	0
Sydnor	2	37	18.5	20	0
Moser	1	18	18.0	18	0
Donnalley	1	8	8.0	8	0
Swann	1	0	0.0	0	0
Team	28	569	20.3	57	0
Opponents	36	621	22.8	39	0

Field Goals	1-19	20-29	30-39	40-49	50+
Anderson	0/0	4/4	1/2	5/5	0/1
Team	0/0	4/4	1/2	5/5	0/1
Opponents	0/0	2/2	4/5	2/5	1/2

Passing	Att	Cmp	Yds	Cmp%	TD	Int	Lg	Sack/Lost	Rating
Bradshaw	240	127	1768	52.9	17	11	74	18/131	81.4
Stoudt	35	14	154	40.0	0	5	24	1/8	14.2
Team	275	141	1922	51.3	17	16	74	19/139	70.3
Opponents	329	176	2385	53.5	12	17	75	34/273	67.5

1981 Final Regular-Season Statistics (8-8)

Date	Result	Opponent	Attn.
9/6	L 37-33	Kansas City	53,305
9/10	L 30-10	at Miami	74,190
9/20	W 38-10	N.Y. Jets	52,973
9/27	W 27-21	New England	53,344
10/4	W 20-6	at New Orleans	64,578
10/11	W 13-7	Cleveland	53,255
10/18	L 34-7	at Cincinnati	57,090
10/26	W 26-13	Houston	52,732
11/1	L 17-14	San Francisco	52,878
11/8	L 24-21	at Seattle	59,058
11/15	W 34-20	at Atlanta	57,485
11/22	W 32-10	at Cleveland	77,958
11/29	W 24-0	Los Angeles	51,854
12/7	L 30-27	at Oakland	51,769
12/13	L 17-10	Cincinnati	50,623
12/20	L 21-20	at Houston	41,056

Team Statistics	Pitt.	Opp.
Total First Downs	318	323
Rushing	137	114
Passing	156	181
Penalty	25	28
3rd Down: Made/Att	83/203	90/231
3rd Down Pct.	40.9	39.0
Total Net Yards	5590	5652
Avg. Per Game	349.9	353.3
Total Plays	1042	1084
Avg. Per Play	5.4	5.2
Net Yards Rushing	2372	1869
Avg. Per Game	148.3	116.8
Total Rushes	554	500
Net Yards Passing	3226	3783
Avg. Per Game	201.6	236.4
Sacked/Yards Lost	27/231	40/325
Gross Yards	3457	4107
Att./Completions	481/247	542/302
Completion Pct.	53.6	55.5
Had Intercepted	19	30
Punts/Average	84/43.3	78/42.1
Net Punting Avg.	84/35.3	78/35.8
Penalties/Yards	97/840	112/960
Fumbles/Ball Lost	39/22	31/16
Touchdowns	47	35
Rushing	21	10
Passing	25	22
Returns	1	3

Score by Periods	Q1	Q2	Q3	Q4	OT	PTS
Team	90	97	84	79	6	356
Opponents	33	97	58	109	3	297

Scoring	TD	R	P	Rt	Pat	FG	S	Pts.
Trout	0	0	0	0	38/46	12/17	0	74
Harris	9	8	1	0			0	54
Smith	7	0	7	0			0	42
Stallworth	5	0	5	0			0	30
Swann	5	0	5	0			0	30
Thornton	4	4	0	0			0	24
Cunningham	3	0	3	0			0	18
Malone	3	2	1	0			0	18
Pollard	2	2	0	0			0	12
Hawthorne	2	2	0	0			0	12
Bradshaw	2	2	0	0			0	12
Davis	1	1	0	0			0	6
Blount	1	0	1				0	6
Grossman	1	0	1	0			0	6
Pinney	1	0	1	0			0	6
Moser	1	0	1	0			0	6
Team	47	21	25	1	38/46	12/17	0	356
Opponents	35	10	22	3	33/35	18/33	0	297

Sacks: Dunn 8.0, Kohrs 5.5, Beasley 5.0, Greene 4.5, Banaszak 4.0, Greenwood 3.0, Goodman 3.0, Cole 2.5, Lambert 2.0, Winston 1.5, Woodruff 1.0, Team 40.0, Opponents 27.0

Rushing	No.	Yds	Avg	Lg	TD
Harris	242	987	4.1	50	8
Pollard	123	570	4.6	29	2
Davis	47	270	5.7	28	1
Thornton	58	202	3.6	17	4
Bradshaw	38	162	4.3	18	2
Malone	16	68	4.3	19	2
Hawthorne	25	58	2.3	16	2
Stallworth	1	17	17.0	17	0
Smith	1	15	15.0	15	0
Stoudt	3	11	3.7	10	0
Colquitt	1	8	8.0	8	0
Moser	1	4	4.0	4	0
Team	554	2372	4.3	50	21
Opponents	500	1869	3.7	60	10

Receiving	No.	Yds	Avg	Lg	TD
Stallworth	63	1098	17.4	55	5
Cunningham	41	574	14.0	30	3
Harris	37	250	6.8	26	1
Swann	34	505	14.9	44	5
Smith	29	571	19.7	46	7
Pollard	19	156	8.2	26	0
Thornton	8	78	9.8	30	0
Davis	4	34	8.5	19	0
Hawthorne	4	23	5.8	12	0
Grossman	3	19	6.3	14	1
Sweeney	2	53	26.5	32	0
Malone	1	90	90.0	90	1
Moser	1	5	5.0	5	1
Pinney	1	1	1.0	1	1
Team	247	3457	14.0	90	25
Opponents	302	4108	13.6	73	22

Interceptions	No.	Yds.	Avg.	Lg	TD
Blount	6	106	17.7	50	1
Lambert	6	76	12.7	31	0
Shell	5	52	10.4	25	0
Thomas	4	18	4.5	16	0
Washington	3	48	15.3	35	0
Johnson	2	8	4.0	8	0
Cole	1	29	29.0	29	0
Ham	1	23	23.0	23	0
Woodruff	1	17	17.0	17	0
Winston	1	1	1.0	1	0
Team	30	376	12.5	50	1
Opponents	19	226	11.9	34	0

Punting	No.	Yds	Avg	Net	TB	In	Lg	TD
Colquitt	84	3641	43.3	35.3	16	25	74	0
Team	84	3641	43.3	35.3	16	25	74	0
Opponents	78	3286	42.1	35.8	4	12	62	0

Punt Returns	Ret	FC	Yds	Avg	Lg	TD
Anderson	20	8	208	10.4	33	0
Smith	30	1	204	6.8	28	0
Team	50	9	412	8.2	33	0
Opponents	34	10	358	10.5	87	2

Kickoff Returns	No.	Yds	Avg	Lg	TD
Moser	3	76	25.3	29	0
Anderson	37	825	22.3	35	0
Hawthorne	7	138	19.7	30	0
Dirden	3	45	15.0	18	0
Davis	1	8	8.0	8	0
Malone	1	3	3.0	3	0
Thornton	1	1	1.0	1	0
Team	53	1096	20.7	35	0
Opponents	52	1253	24.1	51	0

Field Goals	1-19	20-29	30-39	40-49	50+
Trout	4/5	4/4	1/2	3/5	0/1
Team	4/5	4/4	1/2	3/5	0/1
Opponents	0/0	5/5	7/10	6/14	0/4

Passing	Att	Cmp	Yds	Cmp%	TD	Int	Lg	Sack/Lost	Rating
Bradshaw	370	201	2887	54.3	22	14	90	17/155	83.9
Malone	88	45	553	51.1	3	5	30	10/76	58.6
Stoudt	3	1	17	33.3	0	0	17	0/0	53.5
Team	461	247	3457	53.6	25	19	90	27/231	78.9
Opponents	544	302	4107	55.5	22	30	73	40/325	70.3

1980 Final Regular-Season Statistics (9-7)

Date	Result	Opponent	Attn.
9/7	W 31-17	Houston	54,386
9/14	W 20-17	at Baltimore	54,914
9/21	L 30-28	at Cincinnati	52,490
9/28	W 38-3	Chicago	53,987
10/5	W 21-24	at Minnesota	47,583
10/12	L 17-3	Cincinnati	53,666
10/20	L 13-9	Oakland	53,940
10/26	L 27-6	at Cleveland	79,095
11/2	W 15-16	Green Bay	52,165
11/9	W 10-16	at Tampa Bay	71,636
11/16	W 20-27	Cleveland	54,563
11/23	L 20-6	at Buffalo	79,659
11/30	W 24-31	Miami	51,384
12/4	L 35-19	at Houston	53,960
12/14	W 30-20	Kansas City	50,013
12/22	L 47-36	at San Diego	51,785

Team Statistics	Pitt.	Opp.
Total First Downs	308	302
Rushing	111	101
Passing	177	171
Penalty	20	30
3rd Down: Made/Att	101/224	94/232
3rd Down Pct.	45.1	40.5
Total Net Yards	5554	5134
Avg. Per Game	347.1	320.9
Total Plays	1033	1036
Avg. Per Play	5.4	5.0
Net Yards Rushing	1986	1762
Avg. Per Game	124.1	110.1
Total Rushes	512	486
Net Yards Passing	3568	3372
Avg. Per Game	223.0	210.8
Sacks/Yards Lost	18/145	37/264
Gross Yards	3832	3517
Att./Completions	484/250	532/280
Completion Pct.	51.7	52.6
Had Intercepted	24	26
Punts/Average	66/40.2	73/40.7
Penalties/Yards	111/933	93/806
Fumbles/Ball Lost	38/18	23/14
Touchdowns	42	37
Rushing	15	9
Passing	26	25
Returns	1	3

Score by Periods	Q1	Q2	Q3	Q4	OT PTS
Team	79	115	76	82	0 352
Opponents	57	91	81	84	0 313

Scoring	TD	R	P	Rt	Pat	FG	S	Pts.
Bahr	0	0	0	0	39/42	19/28	0	96
Smith	9	0	9	0		0	54	
Swann	7	0	7	0		0	42	
Harris	6	4	2	0		0	36	
Hawthorne	4	4	0	0		0	24	
Thornton	4	3	1	0		0	24	
Bradshaw	2	2	0	0		0	12	
Bell	2	0	2	0		0	12	
Bleier	2	1	1	0		0	12	
Cunningham	2	0	2	0		0	12	
Stallworth	1	0	1	0		0	6	
Sweeney	1	0	1	0		0	6	
Davis	1	1	0	0		0	6	
Winston	1	0	0	1		0	6	
Team	42	15	26	1	39/42	19/28	0	352
Opponents	37	9	25	3	34/37	19/29	0	313

Sacks: Greenwood 5.0, Greene 3.5, Furness 3.5, Banaszak 2.5, Beasley 1.0, Cole 1.0, Ham 1.0, Dunn 0.5, Team 18.0, Opponents 37.0

Rushing	No.	Yds	Avg	Lg	TD
Harris	206	789	3.8	26	4
Bleier	78	340	4.4	19	1
Thornton	78	325	4.2	28	3
Hawthorne	63	226	3.6	15	4
Davis	33	132	4.0	12	1
Bradshaw	36	111	3.1	18	2
Stoudt	9	35	3.9	12	0
Colquitt	1	17	17.0	17	0
Pollard	4	16	4.0	12	0
Smith	1	-1	-1.0	-1	0
Swann	1	-4	-4.0	-4	0
Team	512	1986	3.9	28	15
Opponents	486	1762	3.6	37	9

Receiving	No.	Yds.	Avg.	Lg	TD
Swann	44	710	16.1	68	7
Smith	37	711	19.2	45	9
Harris	30	196	6.5	31	2
Bell	29	748	25.8	72	2
Grossman	23	293	12.7	35	0
Bleier	21	174	8.3	17	1
Cunningham	18	232	12.9	35	2
Thornton	15	131	8.7	29	1
Sweeney	12	282	23.5	34	1
Hawthorne	12	158	13.2	33	0
Stallworth	9	197	21.9	50	1
Team	250	3832	15.3	72	26
Opponents	280	3517	12.6	69	25

Interceptions	No.	Yds.	Avg.	Lg	TD
Shell	7	135	19.3	67	0
Wagner	6	27	4.5	6	0
Blount	4	28	7.0	17	0
Ham	2	16	8.0	15	0
Lambert	2	1	0.5	1	0
Thomas	2	0	0.0	0	0
Cole	1	34	34.0	34	0
Johnson	1	19	19.0	19	0
Woodruff	1	0	0.0	0	0
Team	26	260	10.0	67	0
Opponents	24	226	9.4	36	2

Punting	No.	Yds	Avg	TB	In	Lg	B
Bradshaw	5	173	34.6	0	0	44	0
Team	66	2656	40.2	5	13	54	0
Opponents	73	2970	40.7	10	18	61	1

Punt Returns	Ret	FC	Yds	Avg	Lg	TD
Bell	34	6	339	10.0	27	0
Cobb	3	0	19	6.3	13	0
Pollard	1	0	5	5.0	5	0
Smith	7	0	28	4.0	11	0
Team	45	6	391	8.7	27	0
Opponents	34	6	217	6.4	33	0

Kickoff Returns	No.	Yds	Avg	Lg	TD
Anderson	14	379	27.1	63	0
Pollard	22	494	22.5	34	0
Cobb	1	19	19.0	19	0
Hawthorne	9	169	18.8	36	0
Davis	9	160	17.7	24	0
Bell	3	50	16.7	21	0
Thornton	1	15	15.0	15	0
Sweeney	3	42	14.0	25	0
Winston	1	13	13.0	13	0
Blount	1	9	9.0	9	0
Valentine	1	0	0.0	0	0
Team	65	1350	20.8	63	0
Opponents	68	1339	19.7	41	0

Field Goals	1-19	20-29	30-39	40-49	50+
Bahr	2/2	8/9	7/10	2/6	0/1
Team	2/2	8/9	7/10	2/6	0/1
Opponents	0/0	8/9	7/11	3/6	1/3

Passing	Att	Cmp	Yds	Cmp%	TD	Int	Lg	Sack/Lost	Rating
Bradshaw	424	218	3339	51.4	24	22	68	33/245	75.0
Stoudt	60	32	493	53.3	2	2	72	4/19	76.0
Team	484	250	3832	51.7	26	24	72	37/264	75.4
Opponents	532	280	3517	52.6	25	26	69	18/145	68.8



1979 Final Regular-Season Statistics (12-4)

Date	Result	Opponent	Attn.
9/3	W 16-13	OT at New England	60,978
9/9	W 38-7	Houston	49,792
9/16	W 24-21	at St. Louis	50,416
9/23	W 17-13	Baltimore	49,483
9/30	L 17-14	at Philadelphia	70,352
10/7	W 51-35	at Cleveland	81,260
10/14	L 34-10	at Cincinnati	52,381
10/22	W 42-7	Denver	49,699
10/28	W 14-3	Dallas	50,199
11/4	W 38-7	Washington	49,462
11/11	W 30-3	at Kansas City	70,132
11/18	L 35-7	at San Diego	51,910
11/28	W 33-30	OT Cleveland	48,773
12/2	W 37-17	Cincinnati	46,521
12/10	L 20-17	at Houston	55,923
12/16	W 28-0	Buffalo	48,002

Team Statistics	Pitt.	Opp.
Total First Downs	337	260
Rushing	141	95
Passing	179	135
Penalty	17	30
3rd Down: Made/Att	106/245	76/247
3rd Down Pct.	43.2	30.8
Total Net Yards	6258	4270
Avg. Per Game	391.1	266.9
Total Plays	1080	1035
Avg. Per Play	5.8	4.1
Net Yards Rushing	2603	1709
Avg. Per Game	162.7	106.8
Total Rushes	561	506
Net Yards Passing	3655	2561
Avg. Per Game	228.4	160.1
Sacked/Yards Lost	27/222	49/351
Gross Yards	3877	2912
Att./Completions	492/272	480/226
Completion Pct.	55.3	47.1
Had Intercepted	26	27
Punts/Average	68/40.2	100/40.0
Penalties/Yards	108/866	95/744
Fumbles/Ball Lost	47/26	32/15
Touchdowns	52	31
Rushing	25	9
Passing	26	19
Returns	1	3

Score by Periods	Q1	Q2	Q3	Q4	OT PTS
Team	89	114	62	145	6 416
Opponents	57	104	53	48	0 262

Scoring	TD	R	P	Rt	Pat	FG	S	Pts.
Bahr	0	0	0	0	50/52	18/30	0	104
Harris	12	11	1	0			0	72
Thornton	10	6	4	0			0	60
Stallworth	8	0	8	0			0	48
Swann	6	1	5	0			0	36
Cunningham	4	0	4	0			0	24
Bleier	4	4	0	0			0	24
Smith	2	0	2	0			0	12
Hawthorne	1	1	0	0			0	6
Winfon	1	0	0	1			0	6
A. Anderson	1	1	0	0			0	6
Grossman	1	0	0	1			0	6
Moser	1	1	0	0			0	6
Brown	1	0	1	0			0	6
Team	52	25	26	1	50/52	18/30	0	416
Opponents	31	9	19	3	23/31	16/26	0	262

Sacks: Greenwood 7.0, Furness 7.0, Banaszak 5.5, Ham 5.0, Dunn 5.0, Greene 5.0, Shell 4.0, Lambert 3.5, Cole 2.5, Beasley 1.0, Winston 1.0, Toews 1.0, White 1.0, Valentine 0.5, Team 49.0, Opponents 27.0

Rushing	No.	Yds	Avg	Lg	TD
Harris	267	1186	4.4	71	11
Thornton	118	585	5.0	75	6
Bleier	92	434	4.7	70	4
Hawthorne	28	123	4.4	19	1
A. Anderson	18	118	6.6	31	1
Bradshaw	21	63	3.0	28	0
Moser	11	33	3.0	8	1
Kruczek	4	20	5.0	22	0
Smith	1	12	12.0	12	0
Swann	1	9	9.0	9	1
Team	561	2603	4.6	75	25
Opponents	506	1709	3.4	34	9

Receiving	No.	Yds.	Avg.	Lg	TD
Stallworth	70	1183	16.9	65	8
Swann	41	808	19.7	65	5
Cunningham	36	512	14.2	41	4
Harris	36	291	8.1	21	1
Bleier	31	277	8.9	28	0
Smith	17	243	14.3	25	2
Thornton	16	231	14.4	32	4
Grossman	12	217	18.1	54	1
Hawthorne	8	47	5.9	17	0
Bell	3	61	20.3	31	0
Moser	1	6	6.0	6	0
Brown	1	1	1.0	1	1
Team	272	3877	14.3	65	26
Opponents	226	2912	12.9	64	19

Interceptions	No.	Yds.	Avg.	Lg	TD
Lambert	6	29	4.8	23	0
Shell	5	10	2.0	8	0
Wagner	4	31	7.8	19	0
Winston	3	48	16.0	41	1
Blount	3	1	0.3	1	0
Ham	2	8	4.0	6	0
Woodruff	1	31	31.0	31	0
Johnson	1	20	20.0	20	0
L. Anderson	1	19	19.0	19	0
Banaszak	1	3	3.0	3	0
Team	27	200	7.4	41	1
Opponents	26	401	15.4	77	1

Punting	No.	Yds	Avg	TB	In	Lg	B
Colquitt	68	2733	40.2	8	19	61	0
Team	68	2733	40.2	8	19	61	0
Opponents	100	3995	40.0	6	23	59	0

Punt Returns	Ret	FC	Yds	Avg	Lg	TD
Smith	16	1	146	9.1	38	0
Bell	45	7	378	8.4	27	0
Woodruff	1	0	0	0.0	0	0
Swann	1	3	-1	-1.0	-1	0
Team	63	11	523	8.3	38	0
Opponents	31	10	276	8.9	68	0

Kickoff Returns	No.	Yds	Avg	Lg	TD
Fawthorne	2	46	23.0	23	0
L. Anderson	34	732	21.5	44	0
A. Anderson	13	200	15.4	26	0
Moser	1	6	6.0	6	0
Cole	1	3	3.0	3	0
Team	51	987	19.4	44	0
Opponents	81	1668	20.6	38	0

Field Goals	1-19	20-29	30-39	40-49	50+
Bahr	0/0	6/6	6/11	6/12	0/1
Team	0/0	6/6	6/11	6/12	0/1

Passing	Att	Cmp	Yds	Cmp%	TD	Int	Lg	Sack/Lost	Rating
Bradshaw	472	259	3724	54.9	26	25	65t	24/196	77.0
Kruczek	20	13	153	65.0	0	1	31	3/26	67.3
Team	492	272	3877	55.3	26	26	65t	27/222	76.6
Opponents	480	226	2912	47.1	19	27	64t	49/351	56.4

1978 Final Regular-Season Statistics (14-2)

Date	Result	Opponent	Attn.
9/3	W 28-17	at Buffalo	64,147
9/10	W 21-10	Seattle	48,277
9/17	W 28-3	at Cincinnati	50,260
9/24	W 15-9	Cleveland	49,513
10/1	W 28-17	at N.Y. Jets	52,058
10/8	W 31-7	Atlanta	48,202
10/15	W 34-14	at Cleveland	81,302
10/23	L 24-17	Houston	48,021
10/29	W 27-24	Kansas City	48,185
11/5	W 20-14	New Orleans	48,525
11/12	L 10-7	at Los Angeles	63,089
11/19	W 7-6	Cincinnati	47,578
11/27	W 24-7	at San Francisco	51,657
12/3	W 13-3	at Houston	54,267
12/9	W 35-13	Baltimore	41,957
12/16	W 21-17	at Denver	74,104

Team Statistics	Pitt.	Opp.
Total First Downs	316	264
Rushing	133	105
Passing	149	119
Penalty	34	40
3rd Down Made/Att	112/233	90/231
3rd Down Pct.	48.1	39.0
Total Net Yards	4987	4168
Avg. Per Game	311.7	260.5
Total Plays	1046	999
Avg. Per Play	4.8	4.2
Net Yards Rushing	2297	1774
Avg. Per Game	143.6	110.6
Total Rushes	641	513
Net Yards Passing	2690	2394
Avg. Per Game	168.1	149.6
Sacked/Yards Lost	25/271	44/361
Gross Yards	2961	2755
Att./Completions	380/212	442/221
Completion Pct.	55.8	50.0
Had Intercepted	22	27
Punts/Average	66/40.0	82/39.4
Penalties/Yards	108/943	106/954
Fumbles/Ball Lost	35/17	33/21
Touchdowns	46	22
Rushing	16	11
Passing	28	10
Returns	2	1

Score by Periods	Q1	Q2	Q3	Q4	OT PTS
Team	63	135	76	79	6 356
Opponents	6	63	57	62	0 195

Scoring	TD	R	P	Rt	Pat	FG	S	Pts.
Gerela	0	0	0	0	44/45	12/26	0	80
Swann	11	0	11	0			0	66
Stallworth	9	0	9	0			0	54
Harris	8	8	0	0			0	48
Bleier	6	5	1	0			0	36
Thornton	3	2	1	0			0	18
Cunningham	2	0	2	0			0	12
Smith	2	0	2	0			0	12
Bradshaw	1	0	0	0			0	6
Ball	1	0	1	0			0	6
L. Anderson	1	0	0	1			0	6
Shell	1	0	0	1			0	6
Grossman	1	0	1	0			0	6
Team	46	16	28	2	44/45	12/26	0	356
Opponents	22	11	10	1	21/22	14/26	0	195

Rushing	No.	Yds	Avg	Lg	TD
Harris	310	1082	3.5	37	8
Bleier	165	633	3.8	24	5
Thornton	71	264	3.7	27	2
Moser	42	153	3.6	15	0
Bradshaw	32	93	2.9	17	1
Delaplane	11	49	4.5	19	0
Maxson	4	9	2.3	7	0
Swann	1	7	7.0	7	0
Kruczek	5	7	1.4	8	0
Team	641	2297	3.6	37	16
Opponents	513	1774	3.5	30	11

Receiving	No.	Yds.	Avg.	Lg	TD
Swann	61	880	14.1	62	11
Stallworth	41	798	19.5	70	9
Grossman	37	448	12.1	26	1
Harris	22	144	6.5	15	0
Bleier	17	168	9.9	32	1
Cunningham	16	321	20.1	48	2
Smith	6	83	13.8	29	2
Ball	6	53	8.8	15	1
Thornton	5	66	13.2	24	1
Moser	1	-1	-1.0	-1	0
Bradshaw	0	1	-	1	0
Team	212	2961	14.0	70	28
Opponents	221	2755	12.5	49	10

Interceptions	No.	Yds.	Avg.	Lg	TD
Dungy	6	95	15.8	65	0
Blount	4	55	13.8	35	0
Lambert	4	41	10.3	24	0
Johnson	4	24	6.0	21	0
Shell	3	21	7.0	20	0
Ham	3	7	2.3	7	0
Wagner	2	34	17.0	20	0
Toews	1	12	12.0	12	0
Team	27	289	10.7	65	0
Opponents	22	212	9.6	31	0

Punting	No.	Yds	Avg	TB	In	Lg	B
Colquitt	66	2642	40.0	4	14	58	0
Team	66	2642	40.0	4	14	58	0
Opponents	82	3228	39.4	6	18	60	1

Punt Returns	Ret	FC	Yds	Avg	Lg	TD
Terry	7	0	80	11.4	24	0
Reutershan	20	0	148	7.4	18	0
Ball	21	2	152	7.2	18	0
Smith	9	0	65	7.2	13	0
Shell	1	0	6	6.0	6	0
Team	58	2	451	7.8	24	0
Opponents	38	9	239	6.3	42	0

Kickoff Returns	No.	Yds	Avg	Lg	TD
Thornton	1	37	37.0	37	0
L. Anderson	37	930	25.1	95	1
Delaplane	1	19	19.0	19	0
Maxson	2	33	16.5	21	0
Smith	1	16	16.0	16	0
Moser	1	8	8.0	8	0
Mullins	1	0	0.0	0	0
Team	44	1043	23.7	95	1
Opponents	60	1336	22.3	40	0

Passing	Att	Cmp	Yds	Cmp%	TD	Int	Lg	Sack/Lost	Rating
Bradshaw	368	207	2915	56.3	28	20	70	21/222	84.8
Kruczek	11	5	46	45.5	0	2	21	4/49	-
Harris	1	0	0	0.0	0	0	0	0/0	-
Team	380	212	2961	55.8	28	22	70	25/271	81.6
Opponents	442	221	2755	50.0	10	27	49	44/361	52.0





1977 Final Regular-Season Statistics (9-5)

Date	Result	Opponent	Attn.
9/19	W 27-0	San Francisco	48,046
9/25	L 16-7	Oakland	50,398
10/2	W 28-14	at Cleveland	80,588
10/9	L 27-10	at Houston	49,226
10/17	W 20-14	Cincinnati	47,950
10/23	W 27-10	Houston	46,517
10/30	L 31-21	at Baltimore	60,225
11/6	L 21-7	at Denver	74,967
11/13	W 35-31	Cleveland	47,055
11/20	W 28-13	Dallas	49,761
11/27	W 23-20	at N.Y. Jets	47,385
12/4	W 30-20	Seattle	45,429
12/10	L 17-10	at Cincinnati	36,133
12/18	W 10-9	at San Diego	50,727

Team Statistics	Pitt.	Opp.
Total First Downs	266	228
Rushing	122	80
Passing	124	112
Penalty	20	36
3rd Down: Made/Att	65/201	64/188
3rd Down Pct	32.3	34.0
Total Net Yards	4645	3692
Avg. Per Game	331.8	263.7
Total Plays	949	882
Avg. Per Play	4.9	4.2
Net Yards Rushing	2258	1723
Avg. Per Game	161.3	123.1
Total Rushes	581	493
Net Yards Passing	2387	1969
Avg. Per Game	170.5	140.6
Sacked/Yards Lost	27/245	32/285
Gross Yards	2632	2254
Att./Completions	341/173	357/157
Completion Pct.	50.7	44.0
Had Intercepted	21	31
Punts/Average	73/36.3	79/40.3
Penalties/Yards	122/973	82/784
Fumbles/Ball Lost	41/28	28/13
Touchdowns	37	29
Rushing	20	9
Passing	17	16
Returns	0	4

Score by Periods	Q1	Q2	Q3	Q4	OT	Pts
Team	30	109	47	97	0	283
Opponents	59	71	44	69	0	243

Scoring	TD	R	P	Rt	Pat	FG	S	Pts.
Harris	11	11	0	0		0	66	
Gerela	0	0	0	0	34/37	9/14	0	61
Stallworth	7	0	7	0		0	42	
Swann	7	0	7	0		0	42	
Bleier	4	4	0	0		0	24	
Bradshaw	3	3	0	0		0	18	
Cunningham	2	0	2	0		0	12	
Thornton	2	2	0	1		0	12	
Lewis	1	0	1	0		0	6	
Team	37	20	17	0	34/37	9/14	0	283
Opponents	29	9	16	4	27/29	14/21	0	243

Sacks: Furness 8.5, White 6.5, Holmes 4.5, Greene 4.0, Greenwood 2.5, Banaszak 2.5, Cole 1.5, Ham 1.0, Toews 1.0, Team 32.0, Opponents 27.0

Rushing	No.	Yds	Avg	Lg	TD
Harris	300	1162	3.9	61t	11
Bleier	135	465	3.4	16	4
Harrison	36	175	4.9	33	0
Bradshaw	31	171	5.5	26	3
Thornton	27	103	3.8	18	2
Maxson	18	56	3.1	8	0
L. Smith	14	55	3.9	16	0
Stallworth	6	47	7.8	15	0
Swann	2	6	3.0	14	0
Dungy	1	8	2.7	6	0
Delopaine	2	7	3.5	5	0
Graff	5	3	0.6	4	0
Kruczek	1	0	0.0	0	0
Walden	1	0	0.0	0	0
Team	581	2258	3.9	61t	20
Opponents	493	1723	3.5	39	9

Receiving	No.	Yds.	Avg.	Lg	TD
Swann	50	789	15.8	47	7
Stallworth	44	784	17.8	49t	7
Cunningham	20	347	17.4	43t	2
Bleier	18	161	8.9	30	0
Lewis	11	263	23.9	65t	1
Harris	11	62	5.6	15	0
Maxson	5	70	14.0	34	0
Grossman	5	57	11.4	20	0
J. Smith	4	80	20.0	26	0
Harrison	3	11	3.7	7	0
Thornton	1	5	5.0	5	0
Pough	1	3	3.0	3	0
Team	173	2632	15.2	65t	17
Opponents	157	2254	14.4	65t	16

Interceptions	No.	Yds.	Avg.	Lg	TD
Blount	6	65	10.8	37	0
Allen	5	76	15.2	48	0
Ham	4	17	4.3	9	0
Edwards	3	116	38.7	51	0
Dungy	3	37	12.3	29	0
Shell	3	14	4.7	8	0
White	2	27	13.5	19	0
Thomas	2	10	5.0	12	0
Winston	2	7	3.5	7	0
Lambert	1	5	5.0	5	0
Team	31	374	12.1	51	0
Opponents	21	299	14.2	47t	1

Punting	No.	Yds.	Avg.	TB	In	Lg	B
Walden	67	2482	37.0	5	13	65	0
Engles	5	169	33.8	0	1	48	0
Team	73	2651	36.3	5	14	65	1
Opponents	79	3180	40.3	7	15	63	0

Punt Returns	Ret	FC	Yds	Avg	Lg	TD
Swann	9	0	88	9.8	31	0
J. Smith	36	0	294	8.2	30	0
Delopaine	1	0	7	7.0	7	0
Team	46	0	389	8.5	31	0
Opponents	34	11	380	11.2	87t	1

Kickoff Returns	No.	Yds	Avg	Lg	TD
Maxson	5	120	24.0	43	0
J. Smith	16	381	23.8	37	0
L. Smith	16	365	22.8	33	0
Delopaine	1	18	18.0	18	0
Pough	7	106	15.1	22	0
Team	45	990	22.0	43	0
Opponents	48	1080	22.5	48	0

Passing	Att	Cmp	Yds	Cmp%	TD	Int	Lg	Sack/Lost	Rating
Bradshaw	314	162	2523	51.6	17	19	65t	26/235	71.2
Graff	12	6	47	50.0	0	0	21	1/10	20.5
Dungy	8	3	43	37.5	0	2	18	0/0	-
Kruczek	7	2	19	28.6	0	0	13	0/0	-
Team	341	173	2632	50.7	17	21	65t	27/245	67.3
Opponents	357	157	2254	43.9	16	31	65t	32/285	43.7



1976 Final Regular-Season Statistics (10-4)

Date	Result	Opponent	Attn.
9/12	L 31-28	at Oakland	51,371
9/19	W 31-14	Cleveland	49,169
9/26	L 30-27	New England	47,379
10/4	L 17-6	at Minnesota	47,809
10/10	L 18-16	at Cleveland	76,411
10/17	W 23-6	Cincinnati	48,311
10/24	W 27-0	at N.Y. Giants	69,783
10/31	W 23-0	San Diego	45,484
11/7	W 45-0	at Kansas City	71,516
11/14	W 14-3	Miami	48,945
11/21	W 32-16	Houston	47,947
11/28	W 7-3	at Cincinnati	55,142
12/5	W 42-0	Tampa Bay	43,385
12/11	W 21-0	at Houston	44,743

Team Statistics	Pitt.	Opp.
Total First Downs	271	182
Rushing	163	68
Passing	94	96
Penalty	14	17
3rd Down: Make/Att	81/208	61/210
3rd Down Pct.	38.9	29.0
Total Net Yards	4637	3322
Avg. Per Game	331.2	237.3
Total Plays	957	866
Avg. Per Play	4.8	3.8
Net Yards Rushing	2971	1457
Avg. Per Game	212.2	104.1
Total Rushes	653	452
Net Yards Passing	1666	1865
Avg. Per Game	119.0	133.2
Sacked/Yards Lost	27/269	41/313
Gross Yards	1935	2178
Att./Completions	277/143	373/158
Completion Pct.	51.6	42.4
Had Intercepted	12	22
Punts/Average	76/39.2	94/37.4
Penalties/Yards	111/836	80/637
Fumbles/Ball Lost	40/19	42/24
Touchdowns	43	14
Rushing	33	5
Passing	10	9
Returns	0	0

Score by Periods	Q1	Q2	Q3	Q4	OT	PTS
Team	37	57	69	116	0	279
Opponents	15	44	36	43	0	138

Scoring	TD	R	P	Rt	Pat	FG	S	Pts.
Harris	14	14	0	0		0	84	
Gerela	0	0	0	0	40/43	14/26	0	82
Bleier	5	5	0	0		0	30	
Harrison	4	4	0	0		0	24	
Stallworth	3	1	2	0		0	18	
Bradshaw	3	3	0	0		0	18	
Swann	3	0	3	0		0	18	
Lewis	2	1	1	0		0	12	
Deloplane	2	2	0	0		0	12	
Kruczek	2	2	0	0		0	12	
Bell	1	0	1	0		0	6	
Grossman	1	0	1	0		0	6	
Cunningham	1	0	1	0		0	6	
Pough	1	0	1	0		0	6	
Fuqua	1	1	0	0		0	6	
Toews	0	0	0	0		1	2	
Team	43	33	10	0	14/26	40/43	1	279
Opponents	14	5	9	0	14/24	13/14	0	138

Sacks: Greene 6.0, Ham 4.5, Greenwood 4.5, Holmes 4.0, Lambert 3.5, White 3.0, Russell 3.0, Banaszak 3.0, Toews 2.5, Furness 2.5, Wagner 2.0, Shell 1.5, Allen 0.5, Edwards 0.5
Team 41.0, Opponents 27.0

Rushing	No.	Yds	Avg	Lg	TD
Harris	289	1128	3.9	30	14
Bleier	220	1036	4.7	28	5
Harrison	54	235	4.4	27	4
Bradshaw	31	219	7.1	17	3
Kruczek	18	106	5.9	22	2
Deloplane	17	91	5.4	19	2
Fuqua	15	63	4.2	12	1
Lewis	2	24	12.0	16	1
Pough	2	8	4.0	6	0
Walden	3	7	2.3	7	0
Bell	1	5	5.0	5	0
Swann	1	2	2.0	2	0
Stallworth	0	47	47.0	47	1
Team	653	2971	4.5	47	33
Opponents	452	1457	3.2	30	5

Receiving	No.	Yds	Avg	Lg	TD
Swann	28	516	18.4	47	3
Bleier	24	294	12.3	32	0
Harris	23	151	6.6	39	0
Lewis	17	306	18.0	64	1
Grossman	15	181	12.1	35	1
Stallworth	9	111	12.3	25	2
Pough	8	161	20.1	50	1
Brown	7	97	13.9	35	0
Cunningham	5	49	9.8	20	1
Bell	3	43	14.3	19	1
Harrison	2	19	9.5	10	0
Fuqua	1	4	4.0	4	0
Deloplane	1	3	3.0	3	0
Team	143	1935	13.5	64	10
Opponents	158	2178	13.8	69	9

Interceptions	No.	Yds	Avg	Lg	TD
Edwards	6	95	15.8	55	0
Blount	6	75	12.5	28	0
Thomas	2	43	21.5	38	0
Lambert	2	32	16.0	22	0
Ham	2	13	6.5	13	0
Wagner	2	0	0.0	0	0
Shell	1	4	4.0	4	0
Russell	1	0	0.0	0	0
Team	22	262	11.9	55	0
Opponents	12	106	8.8	30	0

Punting	No.	Yds	Avg	TB	In	Lg	B
Walden	76	2982	39.2	13	33	58	1
Team	76	2982	39.2	13	33	58	1
Opponents	94	3513	37.4	4	11	63	1

Punt Returns	Ret	FC	Yds	Avg	Lg	TD
Bell	39	2	390	10.0	35	0
Deloplane	17	0	150	8.8	36	0
Edwards	1	0	8	8.0	8	0
Fuqua	11	0	77	7.0	13	0
Swann	3	0	11	3.8	7	0
Team	71	2	636	9.0	36	0
Opponents	36	0	206	5.7	32	0

Kickoff Returns	No.	Yds	Avg	Lg	TD
Harrison	1	26	26.0	26	0
Deloplane	17	385	22.6	39	0
Pough	18	369	20.5	29	0
Fuqua	4	75	18.8	26	0
Clack	1	0	0.0	0	0
Team	41	855	20.9	39	0
Opponents	61	1284	21.0	47	0

Passing	Att	Cmp	Yds	Cmp%	TD	Int	Lg	Sack/Lost	Rating
Bradshaw	192	92	1177	47.9	10	9	50	16/164	65.3
Kruczek	85	51	758	60.0	0	3	64	11/105	74.7
Team	277	143	1935	51.6	10	12	64	27/269	68.2
Opponents	373	158	2178	42.4	9	22	69	41/313	45.2



1975 Final Regular-Season Statistics (12-2)

Date	Result	Opponent	Attn.
9/21	W 37-0	at San Diego	37,987
9/28	L 30-21	Buffalo	49,348
10/5	W 42-6	at Cleveland	73,595
10/12	W 20-9	Denver	49,164
10/19	W 34-3	Chicago	47,579
10/26	W 16-13	at Green Bay	52,815
11/2	W 30-24	at Cincinnati	58,418
11/9	W 24-17	Houston	49,460
11/16	W 28-3	Kansas City	48,803
11/24	W 32-9	at Houston	49,947
11/30	W 20-7	at N.Y. Jets	52,618
12/7	W 31-17	Cleveland	47,962
12/13	W 35-14	Cincinnati	48,889
12/20	L 10-3	at Los Angeles	69,389

Team Statistics	Pitt.	Opp.
Total First Downs	288	214
Rushing	149	91
Passing	125	97
Penalty	14	26
3rd Down: Made/Att	92/205	79/216
3rd Down Pct.	44.9	36.6
Total Net Yards	4887	3661
Avg. Per Game	349.1	261.5
Total Plays	949	870
Avg. Per Play	5.1	4.2
Net Yards Rushing	2633	1825
Avg. Per Game	188.1	130.4
Total Rushes	581	431
Net Yards Passing	2254	1836
Avg. Per Game	161.0	131.1
Sacked/Yards Lost	31/290	43/358
Gross Yards	2544	2194
Att./Completions	337/191	396/183
Completion Pct.	56.7	46.2
Had Intercepted	27	12
Punts/Average	69/39.4	90/40.1
Penalties/Yards	89/756	85/700
Fumbles/Ball Lost	34/23	22/10
Touchdowns	46	19
Rushing	22	8
Passing	21	9
Returns	3	2

Score by Periods	Q1	Q2	Q3	Q4	OT	PTS
Team	63	118	81	111	0	373
Opponents	9	62	23	68	0	162

Scoring	TD	R	P	Rt	Pat	FG	S	Pts.
Gerela	0	0	0	0	44/48	17/21	0	95
Swann	11	0	11	0			0	66
Harris	11	10	1	0			0	66
Collier	4	3	0	1			0	24
Stallworth	4	0	4	0			0	24
Harrison	3	3	0	0			0	18
Bradshaw	3	3	0	0			0	18
Bleier	2	2	0	0			0	12
Lewis	2	0	2	0			0	12
Mullins	1	0	0	1			0	6
Grossman	1	0	1	0			0	6
Garrett	1	0	1	0			0	6
L. Brown	1	0	1	0			0	6
Fuqua	1	1	0	0			0	6
Thomas	1	0	0	1			0	6
White	0	0	0	0			1	2
Team	46	22	21	3	44/46	17/21	0	373
Opponents	19	8	9	2	15/19	11/18	0	162

Sacks: Holmes 8.5, White 7.5, Furness 6.5, Greenwood 6.0, Greene 3.0, Ham 3.0, Russell 3.0, Toews 2.5, Banaszak 2.0, Lambert 1.0, Team 43.0, Opponents 31.0

Rushing	No.	Yds	Avg	Lg	TD
Harris	262	1246	4.8	36	10
Bleier	140	528	3.8	17	2
Fuqua	74	285	3.9	18	1
Bradshaw	35	210	6.0	27	3
Harrison	43	191	4.4	17	3
Collier	21	124	5.9	23	3
Lewis	2	36	18.0	24	0
Swann	3	13	4.3	11	0
Hanratty	1	0	0.0	0	0
Team	581	2633	4.5	36	22
Opponents	431	1825	4.2	88	8

Receiving	No.	Yds.	Avg.	Lg	TD
Swann	49	781	15.9	43	11
Harris	28	214	7.6	44	1
Stallworth	20	423	21.2	59	4
Fuqua	18	146	8.1	21	0
Lewis	17	308	18.1	40	2
L. Brown	16	244	15.3	27	1
Bleier	15	65	4.3	13	0
Garrett	13	178	13.7	45	1
Grossman	11	135	12.3	21	1
Shell	2	39	19.5	20	0
Collier	1	7	7.0	7	0
Harrison	1	4	4.0	4	0
Team	191	2544	13.3	59	21
Opponents	183	2194	12.0	59	9

Interceptions	No.	Yds.	Avg.	Lg	TD
Blount	11	121	11.0	47	0
Wagner	4	122	30.5	65	0
Edwards	3	68	22.7	47	0
Thomas	3	44	14.7	14	0
Lambert	2	35	17.5	24	0
Allen	2	0	0.0	0	0
Shell	1	29	29.0	29	0
Ham	1	2	2.0	2	0
Team	27	421	15.6	65	0
Opponents	12	47	3.9	25	0

Punting	No.	Yds	Avg	Lg	B
Walden	69	2717	39.4	67	1
Team	69	2717	39.4	67	1
Opponents	90	3612	40.1	68	1

Punt Returns	Ret	FC	Yds	Avg	Lg	TD
D. Brown	22	9	217	9.9	48	0
Swann	7	1	64	9.1	21	0
Team	54	13	548	10.5	48	0
Opponents	36	3	199	5.5	19	0

Kickoff Returns	No.	Yds	Avg	Lg	TD
Harris	1	27	27.0	27	0
Collier	22	523	23.8	94	1
D. Brown	6	126	21.0	26	0
Blount	8	139	17.4	23	0
Fuqua	1	0	0.0	0	0
Team	38	815	21.4	94	1
Opponents	64	1304	20.4	40	0

Passing	Att	Cmp	Yds	Cmp%	TD	Int	Lg	Sack/Lost	Rating
Bradshaw	286	165	2055	57.7	18	9	59	31/290	88.2
Gillem	48	24	450	50.0	3	3	53	0/0	77.6
Walden	3	2	39	66.7	0	0	20	0/0	-
Team	337	191	2544	56.7	21	12	59	31/290	86.5
Opponents	396	183	2194	46.2	9	27	51	43/358	43.0



1974 Final Regular-Season Statistics (10-3-1)

Date	Result	Opponent	Attn.
9/15	W 30-0	Baltimore	48,890
9/22	T 35-35/OT	at Denver	51,068
9/29	L 17-0	Oakland	48,304
10/6	W 13-7	at Houston	30,049
10/13	W 34-24	at Kansas City	65,517
10/20	W 20-16	Cleveland	48,100
10/28	W 24-17	Atlanta	48,094
11/3	W 20-7	Philadelphia	47,996
11/10	L 17-10	at Cincinnati	57,532
11/17	W 26-16	at Cleveland	77,739
11/25	W 28-7	at New Orleans	71,907
12/1	L 13-10	Houston	41,195
12/8	W 21-17	at New England	52,107
12/14	W 27-3	Cincinnati	42,878

Team Statistics	Pitt.	Opp.
Total First Downs	251	200
Rushing	136	87
Passing	98	83
Penalty	17	30
3rd Down: Made/Att	89/227	68/208
3rd Down Pct.	39.2	32.7
Total Net Yards	4375	3074
Avg. Per Game	312.5	219.6
Total Plays	950	863
Avg. Per Play	4.6	3.6
Net Yards Rushing	2417	1608
Avg. Per Game	172.6	114.9
Total Rushes	546	472
Net Yards Passing	1958	1466
Avg. Per Game	139.2	104.7
Sacked/Yards Lost	18/196	52/406
Gross Yards	2154	1872
Att./Completions	386/166	339/147
Completion Pct.	43.0	43.4
Had Intercepted	21	25
Punts/Average	78/39.0	91/41.2
Penalties/Yards	104/978	76/575
Fumbles/Ball Lost	33/19	38/22
Touchdowns	35	22
Rushing	19	7
Passing	12	14
Returns	4	1

Score by Periods	Q1	Q2	Q3	Q4	OT	PTS
Team	69	102	78	56	0	305
Opponents	41	74	44	30	0	189

Scoring	TD	R	P	Rt	Pat.	FG	S	Pts.
Gerela	0	0	0	0	33/35	20/29	0	93
Harris	6	5	1	0	0	0	0	36
Pearson	4	4	0	0	0	0	0	24
Lewis	4	0	4	0	0	0	0	24
S. Davis	3	2	1	0	0	0	0	18
Swann	3	0	2	1	0	0	0	18
Fuqua	2	2	0	0	0	0	0	12
Bleier	2	2	0	0	0	0	0	12
Bradshaw	2	2	0	0	0	0	0	12
Gillem	1	1	0	0	0	0	0	6
Edwards	1	0	0	1	0	0	0	6
Blount	1	0	0	1	0	0	0	6
Shanklin	1	0	1	0	0	0	0	6
Thomas	1	0	0	1	0	0	0	6
Brown	1	0	1	0	0	0	0	6
Stallworth	1	0	1	0	0	0	0	6
Mullins	1	0	1	0	0	0	0	6
Harrison	1	1	0	0	0	0	0	6
Greenwood	0	0	0	0	0	1	2	2
Team	35	19	12	4	33/35	20/29	1	305
Opponents	22	7	14	1	21/22	12/17	0	189

Sacks: Holmes 11.5, Greenwood 11.0, Greene 9.0, White 8.5, Russell 5.0, Furness 3.0, Lambert 2.0, Ham 1.0, Kellum 0.5, Toews 0.5.
Team 52.0, Opponents 18.0

Rushing	No.	Yds	Avg	Lg	TD
Harris	208	1006	4.8	54	5
Bleier	88	373	4.2	18	2
Pearson	70	317	4.5	53	4
S. Davis	71	246	3.5	22	2
Bradshaw	34	224	6.6	34	2
Fuqua	50	156	3.2	14	2
Gillem	14	41	2.9	13	1
Harrison	6	30	5.0	15	1
Lewis	2	25	12.5	22	0
Swann	1	14	14.0	14	0
Hanratty	1	-6	-6.0	-6	0
Stallworth	1	-9	-9.0	-9	0
Team	546	2417	4.4	54	19
Opponents	472	1608	3.4	47	7

Receiving	No.	Yds.	Avg.	Lg	TD
Lewis	30	365	12.2	31	4
Harris	23	200	8.7	31	1
Shanklin	19	324	17.1	35	1
Brown	17	190	11.2	35	1
Stallworth	16	289	16.8	56	1
Grossman	13	164	12.6	32	0
Swann	11	208	18.9	54	2
S. Davis	11	152	13.8	61	1
Pearson	11	118	10.7	31	0
Bleier	7	87	12.3	24	0
Fuqua	6	68	11.3	18	0
Mullins	1	7	7.0	7	1
Harrison	1	2	2.0	2	0
Team	166	2154	13.0	61	12
Opponents	147	1872	12.7	52	14

Interceptions	No.	Yds.	Avg.	Lg	TD
Edwards	5	153	30.6	59	1
Thomas	5	22	4.4	14	0
Ham	5	13	2.6	10	0
Blount	2	74	37.0	52	1
Lambert	2	19	19.0	19	0
Wagner	2	13	6.5	9	0
Greene	1	26	26.0	26	0
Kellum	1	0	0.0	0	0
Russell	1	0	0.0	0	0
Shell	1	0	0.0	0	0
Team	25	320	12.8	59	2
Opponents	21	222	10.6	62	1

Punting	No.	Yds	Avg	Lg	B
Walden	78	3040	39.0	65	0
Team	78	3040	39.0	65	0
Opponents	91	3749	41.2	62	0

Punt Returns	Ret	FC	Yds	Avg	Lg	TD
Swann	41	3	577	14.1	59	1
Edwards	16	0	128	8.0	19	0
Conn	10	0	69	6.9	18	0
Team	67	3	774	11.6	69	1
Opponents	47	4	413	8.8	74	0

Kickoff Returns	No.	Yds	Avg	Lg	TD
Conn	1	34	34.0	34	0
Blount	5	152	30.4	60	0
S. Davis	12	269	22.4	34	0
Bleier	3	67	22.3	35	0
Pearson	12	258	21.5	25	0
Harrison	4	72	18.0	27	0
Edwards	2	31	15.5	19	0
Allen	1	7	7.0	7	0
Swann	2	11	5.5	11	0
Team	42	901	21.5	60	0
Opponents	56	1275	22.8	45	0

Passing	Att	Cmp	Yds	Cmp%	TD	Int	Lg	Sack/Lost	Rating
Gillem	212	96	1274	45.3	4	8	61	7/79	55.4
Bradshaw	148	67	785	45.3	7	8	56	10/104	55.1
Hanratty	26	3	95	11.5	1	5	35	1/13	15.4
Team	386	166	2154	43.0	12	21	61	18/196	49.0
Opponents	339	147	1872	43.4	14	25	52	52/406	44.1



1973 Final Regular-Season Statistics (10-4)

Date	Result	Opponent	Attn.
9/15	W 24-10	Detroit	48,913
9/23	W 33-6	Cleveland	49,936
9/30	W 36-7	at Houston	39,331
10/7	W 38-21	San Diego	48,795
10/14	L 19-7	at Cincinnati	55,819
10/21	W 26-14	N.Y. Jets	48,682
10/28	W 20-13	Cincinnati	45,761
11/5	W 21-16	Washington	48,969
11/11	W 17-0	at Oakland	47,535
11/18	L 23-13	Denver	46,580
11/25	L 21-16	Cleveland	67,773
12/3	L 30-26	at Miami	68,901
12/9	W 33-7	Houston	38,004
12/15	W 37-14	at San Francisco	52,752

Team Statistics	Pitt.	Opp.
Total First Downs	217	210
Rushing	111	95
Passing	89	91
Penalty	17	24
3rd Down: Made/Att	84/223	69/207
3rd Down Pct.	37.7	33.3
Total Net Yards	4070	3324
Avg. Per Game	290.7	237.4
Total Plays	894	880
Avg. Per Play	4.6	3.8
Net Yards Rushing	2143	1652
Avg. Per Game	153.1	118.0
Total Rushes	555	488
Net Yards Passing	1927	1672
Avg. Per Game	137.6	119.4
Sacked/Yards Lost	30/230	33/251
Gross Yards	2157	1923
Att./Completions	309/140	359/164
Completion Pct.	45.3	45.7
Had Intercepted	26	37
Punts/Average	62/41.1	75/42.4
Penalties/Yards	84/817	86/757
Fumbles/Ball Lost	36/14	41/18
Touchdowns	37	22
Rushing	12	8
Passing	20	11
Returns	5	3

Score by Periods	Q1	Q2	Q3	Q4	OT	PTS
Team	60	93	83	111	0	347
Opponents	56	56	27	71	0	210

Scoring	TD	R	P	Rt	Pat	FG	S	Pts.
Cerela	0	0	0	0	36/37	29/43	0	123
Shanklin	10	0	10	0		0	60	
P. Pearson	4	2	2	0		0	24	
Bradshaw	3	3	0	0		0	18	
Harris	3	3	0	0		0	18	
B. Pearson	3	0	3	0		0	18	
Lewis	3	0	3	0		0	18	
S. Davis	3	2	1	0		0	18	
Fuqua	2	2	0	0		0	12	
McMakin	1	0	1	0		0	6	
Edwards	1	0	0	1		0	6	
Wagner	1	0	0	1		0	6	
Ham	1	0	0	1		0	6	
Russell	1	0	0	1		0	6	
Rowser	1	0	0	1		0	6	
Greene/White							1	2
Team	37	12	20	5	36/37	29/43	1	347
Opponents	22	8	11	3	21/21	19/29	0	210

Sacks: Greenwood 8.5, White 7.5, Holmes 7.0, Greene 4.0, Russell 2.0, Ham 1.0, Furness 1.0, H. Davis 1.0, Keating 1.0, **Team 33.0**, **Opponents 30.0**

Rushing	No.	Yds	Avg	Lg	TD
Harris	188	698	3.7	35	3
P. Pearson	132	554	4.2	47	2
Fuqua	117	457	3.9	25	2
S. Davis	67	266	4.0	27	2
Bradshaw	34	145	4.3	21	3
Gillett	6	23	3.8	14	0
Shanklin	3	1	0.3	10	0
Bleier	3	0	0.0	1	0
Hanratty	3	0	0.0	0	0
Walden	1	0	0.0	0	0
Lewis	1	-1	-1.0	0	0
Team	555	2143	3.9	47	12
Opponents	488	1652	3.4	50	8

Receiving	No.	Yds.	Avg.	Lg	TD
Shanklin	30	711	23.7	67	10
Lewis	23	409	17.8	53t	3
B. Pearson	23	317	13.8	46t	3
Fuqua	17	150	8.9	22	0
McMakin	13	195	15.0	44	1
P. Pearson	11	173	15.7	36	2
Harris	10	69	6.9	19	0
S. Davis	7	31	4.4	9	1
Brown	5	88	17.6	45	0
D. Davis	1	14	14.0	14	0
Team	140	2157	15.4	67	20
Opponents	164	1923	11.7	84t	11

Interceptions	No.	Yds.	Avg.	Lg	TD
Wagner	8	134	16.8	38	0
Edwards	6	186	31.0	86t	1
Rowser	6	131	21.8	71t	1
Bleier	4	82	20.5	24	0
Russell	3	54	18.0	45t	1
Ham	2	30	15.0	27	0
H. Davis	2	23	11.5	15	0
Toews	2	13	6.5	8	0
White	2	10	5.0	8	0
Thomas	1	10	10.0	10	0
Dockery	1	0	0.0	0	0
Team	37	673	18.2	86t	3
Opponents	26	512	19.7	55	2

Punting	No.	Yds	Avg	Lg	B
Walden	62	2548	41.1	57	1
Team	62	2548	41.1	57	1
Opponents	75	3182	42.4	60	1

Punt Returns	Ret	FC	Yds	Avg	Lg	TD
Edwards	34	5	376	9.9	44	0
Meyer	18	2	80	4.4	18	0
Bleier	0	2	0	0.0	0	0
Team	52	9	416	8.0	44	0
Opponents	37	8	308	8.3	62	0

Kickoff Returns	No.	Yds	Avg	Lg	TD
S. Davis	15	404	26.9	48	0
Harris	1	23	23.0	23	0
Fuqua	1	22	22.0	22	0
Hanneman	1	20	20.0	20	0
P. Pearson	16	308	19.3	28	0
Bleier	3	47	15.7	20	0
Edwards	1	10	10.0	10	0
Webster	1	9	9.0	9	0
Mansfield	1	0	0.0	0	0
Team	40	843	21.1	48	0
Opponents	59	1357	23.0	46	0

Passing	Att	Cmp	Yds	Cmp%	TD	Int	Lg	Sack/Lost	Rating
Bradshaw	180	89	1183	49.4	10	15	67	24/186	54.7
Hanratty	69	31	843	44.9	8	5	53t	3/27	86.6
Gillett	60	20	331	33.3	2	6	46t	3/7	24.3
Team	309	140	2157	45.3	20	26	67	30/230	55.3
Opponents	359	164	1923	45.7	11	37	84t	33/251	33.3

1972 Final Regular-Season Statistics (11-3)

Date	Result	Opponent	Attn.
9/17	W 34-28	Oakland	50,141
9/24	L 15-10	at Cincinnati	54,292
10/1	W 25-19	at St. Louis	49,140
10/8	L 17-13	at Dallas	55,582
10/15	W 24-7	Houston	42,929
10/22	W 33-3	New England	46,081
10/29	W 38-21	at Buffalo	45,882
11/5	W 40-17	Cincinnati	50,350
11/12	W 16-7	Kansas City	50,350
11/19	L 26-24	at Cleveland	83,009
11/26	W 23-10	Minnesota	50,348
12/3	W 30-0	Cleveland	50,350
12/10	W 9-3	at Houston	36,528
12/17	W 24-2	at San Diego	52,873

Team Statistics	Pitt.	Opp.
Total First Downs	228	219
Rushing	131	79
Passing	79	116
Penalty	18	24
3rd Down Made/Att	63/188	66/208
3rd Down Pct.	33.5	31.7
Total Net Yards	4231	3771
Avg. Per Game	302.2	269.4
Total Plays	853	896
Avg. Per Play	5.0	4.2
Net Yards Rushing	2520	1715
Avg. Per Game	180.0	122.5
Total Rushes	497	445
Net Yards Passing	1711	2056
Avg. Per Game	122.2	146.9
Sacked/Yards Lost	32/247	40/337
Gross Yards	1958	2393
Att./Completions	324/156	411/206
Completion Pct.	48.1	50.1
Had Intercepted	12	28
Punts/Average	66/43.6	74/40.3
Penalties/Yards	81/728	77/712
Fumbles/Ball Lost	27/14	37/20
Touchdowns	37	18
Rushing	22	6
Passing	12	9
Returns	3	3

Score by Periods	Q1	Q2	Q3	Q4	OT	PTS
Team	66	103	73	101	0	343
Opponents	28	40	46	61	0	175

Scoring	TD	R	P	Rt	Pat	FG	S	Pts.
Gerela	0	0	0	0	35/36	28/41	0	119
Harris	11	10	1	0			0	66
Bradshaw	7	7	0	0			0	42
Lewis	5	0	5	0			0	30
Fuqua	4	4	0	0			0	24
Shanklin	3	0	3	0			0	18
H. Davis	1	0	0	1			0	6
Blount	1	0	0	1			0	6
Ham	1	0	0	1			0	6
L. Brown	1	0	1	0			0	6
S. Davis	1	1	0	0			0	6
Mullins	1	0	1	0			0	6
McMakin	1	0	1	0			0	6
N/A	0	0	0	0			1	2
Team	37	22	12	3	35/36	28/41	1	343
Opponents	18	6	9	3	17/18	16/27	1	175

Sacks: Greene 11.0, White 10.0, Greenwood 4.0, E. Holmes 4.0, McGee 2.0, Anderson 2.0, Ham 2.0, Wagner 2.0, Hanneman 2.0, Russell 1.0, Team 40.0, Opponents 32.0

Rushing	No.	Yds	Avg	Lg	TD
Harris	188	1055	5.6	75l	10
Fuqua	150	665	4.4	47	4
Bradshaw	58	346	6.0	20l	7
Pearson	67	264	3.9	21	0
S. Davis	20	85	4.3	28l	1
Lewis	3	68	22.7	41	0
Bankston	7	20	2.9	11	0
Bleier	1	17	17.0	17	0
McMakin	1	0	0.0	0	0
Gilliam	2	0	0.0	0	0
Team	497	2520	5.1	75l	22
Opponents	444	1719	3.9	94l	6

Receiving	No.	Yds.	Avg.	Lg	TD
Shanklin	38	669	17.9	57l	3
Lewis	27	391	14.5	52	5
McMakin	21	277	13.2	78l	1
Harris	21	180	8.6	29	1
Fuqua	18	152	8.4	28	0
Pearson	11	79	7.2	15	0
Smith	10	98	9.8	25	0
Young	6	86	14.3	33	0
L. Brown	1	13	13.0	13l	1
Bankston	1	5	5.0	5	0
S. Davis	1	5	5.0	5	0
Mullins	1	3	3.0	3	0
Team	156	1958	12.6	78l	12
Opponents	206	2393	11.6	70l	9

Interceptions	No.	Yds.	Avg.	Lg	TD
Ham	7	83	11.8	32l	1
Wagner	6	77	12.9	35	0
Bowser	4	30	7.5	23	0
Blount	3	75	25.0	34	0
Anderson	3	68	22.7	41	0
H. Davis	2	32	16.0	28	0
Beatty	2	16	8.0	16	0
Edwards	1	14	14.0	14	0
Team	28	395	14.1	41	1
Opponents	12	195	16.3	65l	1

Punting	No.	Yds	Avg	Lg	B
Walden	65	2846	43.8	72	2
Gerela	1	29	29.0	29	0
Team	66	2875	43.6	72	2
Opponents	74	2982	40.3	65	1

Punt Returns	Ret	FC	Yds	Avg	Lg	TD
Lewis	5	1	56	11.2	26	0
Edwards	22	19	202	9.2	52	0
Pearson	1	0	3	3.0	3	0
Bleier	2	0	1	0.5	1	0
Team	30	20	262	8.7	52	0
Opponents	37	10	169	4.6	30	0

Kickoff Returns	No.	Yds	Avg	Lg	TD
S. Davis	7	207	29.6	82	0
Harris	8	183	22.9	32	0
Pearson	13	292	22.4	42	0
Bleier	2	40	20.0	20	0
Bankston	1	20	20.0	20	0
Edwards	1	18	18.0	18	0
McMakin	1	0	0.0	0	0
Team	33	760	23.0	82	0
Opponents	54	1190	22.0	47	0

Passing	Att	Cmp	Yds	Cmp%	TD	Int	Lg	Sack/Lost	Rating
Bradshaw	308	147	1897	47.7	12	12	78l	29/237	64.3
Gilliam	11	7	48	63.6	0	0	9	2/8	-
Hanratty	4	2	23	50.0	0	0	14	1/2	-
Walden	1	0	0	0.0	0	0	0	0/0	-
Team	324	156	1958	48.1	12	12	78l	32/247	64.3
Opponents	411	206	2393	50.1	9	25	70l	40/337	47.0

1971 Final Regular-Season Statistics (6-8)

Date	Result	Opponent	Attn.
9/19	L 17-15	at Chicago	55,049
9/26	W 21-10	Cincinnati	48,448
10/3	W 21-17	San Diego	44,339
10/10	L 27-17	at Cleveland	83,391
10/18	L 38-16	at Kansas City	49,533
10/24	W 23-16	Houston	45,872
10/31	L 34-21	at Baltimore	60,238
11/7	W 26-9	Cleveland	50,202
11/14	L 24-21	at Miami	66,435
11/21	W 17-13	N.Y. Giants	50,008
11/28	L 22-10	Denver	39,710
12/5	L 29-3	at Houston	37,778
12/12	W 21-13	at Cincinnati	60,022
12/17	L 23-14	Los Angeles	45,233

Team Statistics	Pitt.	Opp.
Total First Downs	226	225
Rushing	98	81
Passing	111	132
Penalty	17	12
Total Net Yards	3882	4248
Avg. Per Game	277.3	303.4
Total Plays	867	881
Avg. Per Play	4.5	4.8
Net Yards Rushing	1758	1482
Avg. Per Game	125.6	105.9
Total Rushes	416	440
Net Yards Passing	2124	2766
Avg. Per Game	151.7	197.6
Sacked/Yards Lost	37/322	33/294
Gross Yards	2446	3060
Att./Completions	414/214	408/235
Completion Pct.	51.7	57.6
Had Intercepted	26	17
Punts/Average	79/43.9	77/41.5
Penalties/Yards	88/896	81/784
Fumbles/Ball Lost	37/21	27/9
Touchdowns	28	32
Rushing	10	13
Passing	15	16
Returns	3	3

Score by Periods	Q1	Q2	Q3	Q4	OT	PTS
Team	53	60	57	76	0	246
Opponents	69	117	42	64	0	292

Scoring	TD	R	P	Rt	Pat	FG	S	Pts.
Gerela	0	0	0	0	27/27	17/27	0	78
Shanklin	6	0	6	0			0	36
Bradshaw	5	5	0	0			0	30
Smith	5	0	5	0			0	30
Fuqua	5	4	1	0			0	30
Walden	3	0	2	1			0	18
Staggers	1	0	0	1			0	6
Rowser	1	0	0	1			0	6
Hanraty	1	1	0	0			0	6
L. Brown	1	0	1	0			0	6
Team	28	10	15	3	27/27	17/27	0	246
Opponents	32	13	16	3	30/32	22/35	0	292

Sacks: N/A Team 37.0, Opponents 33.0

Rushing	No.	Yds	Avg	Lg	TD
Fuqua	155	625	4.0	30	4
Pearson	131	605	4.6	27	0
Bankston	70	274	3.9	30	0
Bradshaw	53	247	4.7	39	5
Walden	1	14	14.0	14	0
Staggers	1	5	5.0	5	0
Hanraty	1	3	3.0	3	1
Shanklin	2	1	0.5	2	0
Leahy	1	-6	-6.0	-6	0
Smith	1	-10	-10.0	-10	0
Team	416	1758	4.2	39	10
Opponents	440	1482	3.4	28	13

Receiving	No.	Yds.	Avg.	Lg	TD
Shanklin	49	652	13.3	42	6
Fuqua	49	427	8.7	40	1
Smith	47	663	14.1	49	5
Pearson	20	246	12.3	44	2
Adams	20	160	8.0	21	0
Bankston	17	148	8.7	31	0
Staggers	8	103	12.9	20	0
Lewis	3	44	14.8	22	0
L. Brown	1	3	3.0	31	1
Team	214	2446	11.4	49	15
Opponents	235	3060	13.0	86	16

Interceptions	No.	Yds.	Avg.	Lg	TD
Rowser	4	94	23.5	70	1
Allen	3	45	15.0	29	0
Wagner	2	53	26.5	29	0
Blount	2	16	8.0	16	0
Ham	2	4	2.0	4	0
Calland	2	0	0.0	0	0
Edwards	1	20	20.0	20	0
Anderson	1	14	14.0	14	0
Team	17	246	14.5	70	1
Opponents	26	350	13.5	44	1

Punting	No.	Yds	Avg	Lg	B
Walden	79	3455	43.7	57	0
Team	79	3455	43.7	57	0
Opponents	77	3195	41.5	73	1

Punt Returns	Ret	FC	Yds	Avg	Lg	TD
Staggers	31	14	262	8.5	67	1
Wagner	2	3	2	1.0	2	0
Edwards	1	0	0	0.0	0	0
Fuqua	1	0	0	0.0	0	0
Bleier	0	1	0	0.0	0	0
Team	35	18	264	7.5	67	1
Opponents	45	15	319	7.1	47	1

Kickoff Returns	No.	Yds	Avg	Lg	TD
Pearson	7	205	29.3	77	0
Staggers	10	261	26.1	47	0
Brumfield	12	271	22.6	35	0
Edwards	9	198	22.0	29	0
Bleier	1	21	21.0	21	0
Blount	4	76	19.0	23	0
Bankston	5	76	15.2	23	0
Clack	1	12	12.0	12	0
Team	49	1120	22.9	77	0
Opponents	45	1002	22.3	57	0

Passing	Att	Cmp	Yds	Cmp%	TD	Int	Lg	Sack/Lost	Rating
Bradshaw	373	203	2259	54.4	13	22	49	33/287	59.7
Hanraty	29	7	159	24.1	2	3	40	3/32	33.3
Leahy	11	3	18	27.3	0	1	18	1/3	-
Walden	1	1	10	100.0	0	0	10	0/0	-
Team	414	214	2157	51.7	15	26	49	37/322	52.8
Opponents	408	235	3060	57.6	16	17	86	33/294	66.8

1970 Final Regular-Season Statistics (5-9)

Date	Result	Opponent	Attn.
9/20	L 19-7	Houston	45,538
9/27	L 16-13	at Denver	50,705
10/3	L 15-7	at Cleveland	84,349
10/11	W 23-10	Buffalo	42,140
10/18	W 7-3	at Houston	42,799
10/25	L 31-14	at Oakland	54,423
11/2	W 21-10	Cincinnati	38,968
11/8	W 21-17	N.Y. Jets	50,028
11/15	L 31-14	Kansas City	50,081
11/22	L 34-7	at Cincinnati	59,276
11/29	W 28-9	Cleveland	50,214
12/6	L 20-12	Green Bay	46,418
12/13	L 27-16	at Atlanta	54,126
12/20	L 30-20	at Philadelphia	55,252

Team Statistics	Pitt.	Opp.
Total First Downs	206	225
Rushing	84	91
Passing	97	120
Penalty	25	14
Total Net Yards	3752	3996
Avg. Per Game	288.0	285.4
Total Plays	844	906
Avg. Per Play	4.4	4.4
Net Yards Rushing	1715	1679
Avg. Per Game	122.5	119.9
Total Rushes	432	487
Net Yards Passing	2037	2317
Avg. Per Game	145.5	165.5
Sacked/Yards Lost	28/275	26/238
Gross Yards	2312	2555
Att./Completions	384/150	393/191
Completion Pct.	39.1	48.6
Had Intercepted	32	23
Punts/Average	78/44.2	85/41.9
Penalties/Yards	82/835	76/790
Fumbles/Ball Lost	30/14	29/14
Touchdowns	26	32
Rushing	13	8
Passing	12	21
Returns	1	3

Score by Periods	Q1	Q2	Q3	Q4	OT	PTS
Team	33	76	50	51	0	210
Opponents	63	65	82	62	0	272

Scoring	TD	R	P	Rt.	Pat.	FG	S	Pts.
Fuqua	9	7	2	0		0	54	
Mingo	0	0	0	0	17/17	5/18	0	32
Shanklin	4	0	4	0		0	24	
Watson	0	0	0	0	7/9	5/10	0	22
Hughes	3	0	3	0		0	18	
Pearson	2	2	0	0		0	12	
Bankston	2	2	0	0		0	12	
Smith	2	0	2	0		0	12	
Hoak	1	1	0	0		0	6	
Bradshaw	1	1	0	0		0	6	
Staggers	1	0	1	0		0	6	
Beatty	1	0	0	1		0	6	
Team	26	13	12	1	24/26	10/28	0	210
Opponents	32	8	21	3	29/32	15/32	3	272

Sacks: N/A Team 28.0, Opponents 26.0

Rushing	No.	Yds	Avg	Lg	TD
Fuqua	138	691	5.0	85	7
Pearson	173	503	2.9	30	2
Bradshaw	32	233	7.3	22	1
Bankston	28	122	4.7	31	2
Hoak	40	115	2.6	13	1
Bryant	3	25	8.3	24	0
Wilburn	5	25	5.0	10	0
Cole	9	8	0.9	6	0
Smith	1	6	6.0	6	0
Hanratty	4	-5	-1.3	0	0
Hughes	1	-8	-8.0	-8	0
Team	432	1715	4.0	85	13
Opponents	487	1679	3.4	N/A	8

Receiving	No.	Yds.	Avg.	Lg	TD
Shanklin	30	691	23.0	81	4
Smith	30	458	15.3	87	2
Hughes	24	332	13.8	72	3
Fuqua	23	289	12.6	57	2
Bryant	8	154	19.3	63	0
Bankston	7	30	4.3	20	0
Staggers	6	118	19.7	31	1
Wilburn	6	77	12.8	15	0
Pearson	6	71	11.8	18	0
Hoak	4	25	6.3	18	0
Adams	3	36	12.0	17	0
Cole	3	31	10.3	20	0
Team	150	2312	15.4	87	12
Opponents	191	2555	13.4	N/A	21

Interceptions	No.	Yds.	Avg.	Lg	TD
Calland	7	38	5.4	21	0
Allen	4	48	12.0	30	0
Russell	3	64	21.3	37	0
Rowser	3	27	9.0	12	0
Beatty	2	49	24.5	30	1
Hillebrand	2	14	7.0	14	0
Austin	1	22	22.0	22	0
Blount	1	4	4.0	4	0
Team	23	266	11.5	37	1
Opponents	32	318	9.9	N/A	1

Punting	No.	Yds	Avg	Lg	B
Walden	75	3393	45.2	66	1
Bradshaw	3	52	17.3	39	0
Team	78	3445	44.2	66	1
Opponents	85	3517	41.9	N/A	1

Punt Returns	Ret	FC	Yds	Avg	Lg	TD
Blount	1	0	52	52.0	52	0
Staggers	13	12	70	5.4	15	0
Bryant	37	7	159	4.3	33	0
Team	51	19	281	5.5	52	0
Opponents	51	N/A	304	6.0	N/A	0

Kickoff Returns	No.	Yds	Avg	Lg	TD
Blount	18	535	29.7	91	0
Pearson	4	114	28.5	35	0
Staggers	14	333	23.8	46	0
Sharp	1	9	9.0	9	0
Wenzel	1	6	6.0	6	0
Calland	1	0	0.0	0	0
Washington	1	0	0.0	0	0
Team	40	997	24.9	91	0
Opponents	49	1068	21.8	N/A	1

Passing	Att	Cmp	Yds	Cmp%	TD	Int	Lg	Sack/Lost	Rating
Bradshaw	218	83	1460	38.1	6	24	87	25/242	31.3
Hanratty	163	64	792	39.3	5	8	72	3/33	44.8
Hoak	2	2	40	100.0	1	0	27	0/0	-
Walden	1	1	20	100.0	0	0	20	0/0	-
Team	384	150	2312	39.1	12	32	87	28/247	35.4
Opponents	393	191	2555	48.6	21	23	N/A	26/238	63.1



1969 Final Regular-Season Statistics (1-13)

Date	Result	Opponent	Attn.
9/21	W 16-13	Detroit	51,360
9/28	L 41-27	at Philadelphia	60,658
10/5	L 27-14	St. Louis	45,011
10/12	L 10-7	at N.Y. Giants	62,987
10/18	L 42-31	at Cleveland	84,078
10/26	L 14-7	Washington	47,557
11/2	L 38-34	Green Bay	46,403
11/9	L 38-7	at Chicago	45,856
11/16	L 24-3	Cleveland	47,670
11/23	L 52-14	at Minnesota	47,202
11/30	L 47-10	at St. Louis	43,721
12/7	L 10-7	Dallas	24,990
12/14	L 21-17	N.Y. Giants	21,069
12/21	L 27-24	at New Orleans	72,256

Team Statistics	Pitt.	Opp.
Total First Downs	210	260
Rushing	81	101
Passing	115	142
Penalty	14	17
Total Net Yards	3626	4401
Avg. Per Game	259.0	314.4
Total Plays	843	898
Avg. Per Play	4.3	4.9
Net Yards Rushing	1542	1732
Avg. Per Game	110.1	123.7
Total Rushes	400	455
Net Yards Passing	2084	2669
Avg. Per Game	148.9	190.6
Sacked/Yards Lost	52/374	33/304
Gross Yards	2458	2973
Att./Completions	391/176	410/227
Completion Pct.	45.0	55.4
Had Intercepted	29	25
Punts/Average	77/42.3	65/40.1
Penalties/Yards	67/659	74/772
Fumbles/Ball Lost	36/16	25/9
Touchdowns	26	50
Rushing	8	17
Passing	17	27
Returns	1	6

Score by Periods	Q1	Q2	Q3	Q4	OT	PTS
Team	57	47	35	79	0	218
Opponents	63	114	85	142	0	404

Scoring	TD	R	P	Rt	Pat	FG	S	Pts.
Mingo	0	0	0	0	26/26	12/26	0	62
Jefferson	9	0	9	0			0	54
Gros	7	4	3	0			0	42
Hoak	3	2	1	0			0	18
Henderson	3	0	3	0			0	18
Bankston	1	1	0	0			0	6
Shiner	1	1	0	0			0	6
Williams	1	0	1	0			0	6
McCall	1	0	0	1			0	6
Team	26	8	17	1	26/26	12/26	0	218
Opponents	50	17	27	6	49/50	17/25	2	404

Sacks: N/A Team 33.0, Opponents 52.0

Rushing	No.	Yds	Avg	Lg	TD
Hoak	151	531	3.5	13	2
Gros	116	343	3.0	16	4
Bankston	62	259	4.2	15	1
Hanratty	10	106	10.6	31	0
McCall	30	98	3.3	14	0
Nix	10	70	7.0	20	0
Shiner	14	55	3.9	18	1
Jefferson	4	46	11.5	22	0
Wilburn	2	29	14.5	35	0
Campbell	1	5	5.0	5	0
Team	400	1542	3.9	35	8
Opponents	455	1732	3.8	N/A	17

Receiving	No.	Yds.	Avg.	Lg	TD
Jefferson	67	1079	16.1	63	9
Wilburn	20	373	18.7	53	0
Hoak	20	190	9.5	26	1
Gros	17	131	7.7	20	3
Hilton	12	231	19.3	34	0
Henderson	12	188	15.7	45	3
Cropper	9	116	12.9	19	0
Adams	6	80	13.3	19	0
Bankston	6	6	1.0	8	0
Williams	3	14	4.7	61	1
McCall	2	2	1.0	5	0
Campbell	1	32	32.0	32	0
Alley	1	16	16.0	16	0
Team	176	2458	14.0	63	17
Opponents	227	2973	13.1	N/A	27

Interceptions	No.	Yds.	Avg.	Lg	TD
Hohn	5	64	12.8	24	0
Martha	5	37	7.4	15	0
Shorter	3	47	15.7	23	0
Slenger	3	35	12.0	19	0
Russell	2	48	24.0	26	0
May	2	4	2.0	2	0
Calland	2	0	0.0	0	0
Hillebrand	1	14	14.0	14	0
Hinton	1	7	7.0	7	0
Woodson	1	0	0.0	0	0
Team	25	257	10.3	26	0
Opponents	29	535	18.4	N/A	3

Punting	No.	Yds	Avg	Lg	B
Walden	77	3254	42.3	61	0
Team	77	3254	42.3	61	0
Opponents	65	2608	40.1	N/A	0

Punt Returns	Ret	FC	Yds	Avg	Lg	TD
Hoak	1	1	9	9.0	9	0
Jefferson	4	2	23	5.8	9	0
Campbell	28	7	133	4.8	23	0
Martha	3	2	0	0.0	0	0
Davis	1	0	0	0.0	0	0
Beatty	0	1	0	0.0	0	0
Team	37	13	165	4.5	23	0
Opponents	41	N/A	396	9.7	N/A	1

Kickoff Returns	No.	Yds	Avg	Lg	TD
McCall	21	532	25.3	101	1
Campbell	26	522	20.1	46	0
Bankston	4	89	22.3	41	0
Jefferson	4	80	20.0	27	0
Woodson	1	18	18.0	18	0
Davis	3	0	0.0	0	0
Kolb	1	0	0.0	0	0
Team	60	1241	21.0	101	1
Opponents	46	962	20.9	N/A	1

Passing	Att	Cmp	Yds	Cmp%	TD	Int	Lg	Sack/Lost	Rating
Shiner	209	97	1422	46.4	7	10	63	24/157	60.3
Hanratty	126	52	716	41.3	8	13	41	20/168	41.7
Nix	53	25	290	47.2	2	6	47	7/39	37.2
Hoak	3	2	30	66.7	0	0	16	1/10	-
Team	391	176	2458	45.0	17	29	63	52/374	49.4
Opponents	410	227	2973	55.4	27	25	N/A	33/304	75.0

[illegible]

This image shows a full page of blank, lined paper. It features approximately 20 horizontal blue or grey lines spaced evenly apart, typical of notebook paper. The lines extend across the entire width of the page, leaving small margins at the top and bottom. There are no vertical lines, text, or other markings on the page.

This image shows a single page of white paper with horizontal ruling lines. The lines are evenly spaced and run across the width of the page. There are no margins, text, or other markings on the paper.

This image shows a single sheet of white paper with horizontal ruling lines. The lines are evenly spaced and run across the width of the page. There are no margins, text, or other markings on the paper.

[illegible]



NOTES

This image shows a single sheet of white paper with horizontal ruling lines. The lines are evenly spaced and run across the width of the page. There are approximately 20 lines visible. The paper has a slightly textured appearance and some minor discoloration or shadows, suggesting it might be a scan of a physical document. There is no handwriting or other markings on the page.



NOTES



FOUNDING PARTNERS




UPMC

University of Pittsburgh
Medical Center



LUMBER
Build on what we know.™



TELEVISION WITH IMPACT

DRAFT SHOWS • MINI CAMP • A DAY IN THE LIFE...
MEN'S FANTASY CAMP • TRAINING CAMP
STEELERS DIGEST EARLY EDITION

Saturdays 11:30 a.m. **ESPN 2**

Available only on cable

For all your Steelers information go to **Steelers.com**